



OPEN ACCESS

EDITED BY

Subhash Babu,
Division of Agronomy, ICAR-Indian
Agricultural Research Institute, India

REVIEWED BY

Sunanda Biswas,
Division of Soil Science and Agricultural
Chemistry, Indian Agricultural Research
Institute (ICAR), India
Malu Ram Yadav,
Sri Karan Narendra Agriculture University, India

*CORRESPONDENCE

Madhu Choudhary
✉ madhucssri@gmail.com;
✉ madhu.choudhary@icar.gov.in

RECEIVED 04 April 2024

ACCEPTED 15 July 2024

PUBLISHED 31 July 2024

CITATION

Poonia T, Choudhary M, Kakraliya M,
Dixit B and Jat HS (2024) The influence of soil
types and agricultural management practices
on soil chemical properties and microbial
dynamics.

Front. Sustain. Food Syst. 8:1412198.

doi: 10.3389/fsufs.2024.1412198

COPYRIGHT

© 2024 Poonia, Choudhary, Kakraliya, Dixit
and Jat. This is an open-access article
distributed under the terms of the [Creative
Commons Attribution License \(CC BY\)](#). The
use, distribution or reproduction in other
forums is permitted, provided the original
author(s) and the copyright owner(s) are
credited and that the original publication in
this journal is cited, in accordance with
accepted academic practice. No use,
distribution or reproduction is permitted
which does not comply with these terms.

The influence of soil types and agricultural management practices on soil chemical properties and microbial dynamics

Tanuja Poonia¹, Madhu Choudhary^{1*}, Manish Kakraliya^{1,2},
Bharti Dixit¹ and Hanuman Sahay Jat^{1,2}

¹ICAR-Central Soil Salinity Research Institute (CSSRI), Karnal, India, ²ICAR-Indian Institute of Maize Research (IIMR), Ludhiana, India

Soil provides essential nutrients for plant growth, but excess salts hinder development, making crops more vulnerable under climate change conditions. Soil microorganisms play a significant role in nutrient cycling. However, limited information is available on microbial behavior/community changes, and functional diversity in different soil types (normal, sodic, and highly sodic) and cropping systems [rice-wheat (RW); rice-wheat-mungbean (RWMb); maize-wheat-mungbean (MWMb)] and management practices in the north-western Indo-Gangetic Plains of India. We investigated the influence of different soil types on physical and chemical properties at the surface level (0–15 cm) in relation to soil microbial population, activities, and functional diversity, focusing on community-level physiological profiling (CLPP) under different agriculture systems. Seven treatment combinations of soil types, cropping systems, and management practices were evaluated. Soil pH_s were found to be lower in zero-till (ZT)-based sodic soil than in conventional-till (CT) sodic soil. Soil organic carbon (SOC) (0.91 and 0.90%) content and available N (154.46 and 132.74 kg ha⁻¹) were higher with the ZT-based system under normal (N) soils (ZT-RWMb-N and ZT-MWMb-N) than in CT-based normal soil (0.67 and 121.04 kg ha⁻¹). Similarly, higher SOC and N (0.85 and 76.11 kg ha⁻¹) were found under ZT management in sodic soils (S) than under CT management (0.73% and 121.05 kg ha⁻¹). Substrate utilization (amino acids, amines, carbohydrates, carboxylic acids, phenolic compounds, and polymers) increased with the incubation period. During 0–120 h of incubation, the highest utilization of amino acids, amines, carboxylic acids, phenolic compounds, and polymers was observed for ZT-MWMb-S soils, while the lowest was recorded for ZT-MWMb-N soils. Under high salt conditions, soil enzymatic activities (dehydrogenase, acid phosphatase, alkaline phosphatase, etc.) declined significantly compared to normal soils, affecting soil chemical and physical conditions. Microbial population and enzyme activities decreased with increasing salt stress across all cropping systems. These findings suggest that adopting efficient crop management practices can help mitigate the adverse effects of soil salinity on microbial diversity and soil health, thereby enhancing sustainable agricultural productivity in salt-affected regions.

KEYWORDS

crop management practices, enzymatic activities, microbial community, salt-affected soils, soil health, sustainable agriculture

1 Introduction

The escalation of salt-affected soils (SASs) over time is well-documented, with climate change further exacerbating this phenomenon. These soils pose significant challenges to crop production, leading to substantial agricultural yield losses and threatening food security. SASs encompass approximately 20% of cultivated land and 33% of irrigated agricultural lands worldwide (Srivastava and Kumar, 2015). The extent of salt-affected areas is expected to increase even further by 2050 due to the aggregating effects of climate change (Central Soil Salinity Research Institute, 2014). Salt concentration profoundly influences soil structure, infiltration rate, nutrient availability, and soil biodiversity, thereby regulating the microbial populations and enzymatic activities, which ultimately influence plant metabolic activities and growth (Wang et al., 2020; Mukhopadhyay et al., 2021; Choudhary et al., 2023). Globally, agriculture is facing the multiple challenges of meeting the food demands of a growing population from limited land resources. Addressing salinity issues and maximizing the productive use of SAS is imperative. In South Asia, saline areas are typically rain-fed, characterized by mono-cropping during the rainy season (July to October). The high evaporative demand and subsequent salt flux toward surface soil during the dry winter season restrict the feasibility of incorporating a second crop into the rotation. Experiments have demonstrated that in conjunction with conservation tillage, mulching, and deficit irrigation, the intensive cropping systems beyond rain-fed mono-cropping can increase profitability, improve soil health, and increase overall food production (Li et al., 2013; Mosaffa and Sepaskhah, 2019; Mutsamba et al., 2020).

The Indo-Gangetic Plains (IGP) of South Asia, spanning over 13.5 million hectares (Mha), are pivotal in sustaining the livelihoods of over 400 million people through the rice-wheat (RW) agricultural system (Kumar et al., 2018). Conventional tillage (CT) or farmer practices in the IGP have resulted in the overexploitation of groundwater, soil, and energy resources, impeding sustainable agricultural biodiversity and crop productivity (Choudhary et al., 2018a). Conservation agriculture (CA), built on minimum soil disturbance, crop rotation, and crop residue retention as soil cover, emerges as a sustainable approach to crop production. CA conserves soil and water resources while reducing input costs (Margenot et al., 2017; Jat et al., 2018, 2022) and also mitigates soil sodicity to some extent in the IGP (Jat et al., 2022). Maize and wheat crops are well-fitted and responsive to CA-based practices (Jat et al., 2020; Pooniya et al., 2021). A great potential exists to enhance both the yields and sustainability in the maize-wheat rotation (MWR) by integrating CA-based management practices. Research indicates that these practices contribute to improved initial crop establishment with greater input efficiency. Moreover, they create opportunities for timely seeding of both crops within the rotation, thereby leading to sustained yields without compromising the degradation of the natural resources (Jat et al., 2019b; Pooniya et al., 2022). The adoption of best management practices significantly improves crop yields while minimizing production costs and sodicity simultaneously (Suhas et al., 2017; Wang et al., 2017; Hawes et al., 2018; Jat et al., 2019b, 2022).

Under different research trials in reclaimed or partially alkali/sodic soils, CA practices showed potential for enhanced soil quality and reduced fertilizer nutrient use (Rezapour et al., 2013; Jat et al., 2018, 2019a,b, 2022; Choudhary et al., 2018b, 2020). Not only

management practices but salt type and amount also influence soil properties and soil quality (Choudhary et al., 2023; Jat et al., 2023). To maintain the sustainability of the cropping system, especially under SASs, it is necessary to investigate how all of the soil properties under sodic soil interact with one another under different agriculture management practices. To know the effect of different management practices and other related factors on soil quality and health, studies of soil enzyme activities are used as these are very sensitive to any change in soil or its surrounding environment (Sumner and Naidu, 1998; Singh, 2016). The effect of any additive, amendment, or salt can be observed on soil biological properties before it is noticed on soil chemical or physical properties. Salt stress can be reduced by adopting CA-based practices in SASs. Changes in soil properties resulting from the adoption of CA practices can be studied by examining the microbial activities of that soil. Different CA-based management practices, such as crop residue mulching and efficient management practices, have the potential to increase crop yields with a lower risk of root zone salt stress. This is due to reduced salt loading, decreased evaporation, and improved water distribution. In the current scenario of climate change, it is necessary to develop alternative cropping systems with matching agronomic practices having a net effect of salt leaching for sustained productivity. Several studies have been conducted in isolation on the effect of agriculture management practices (Choudhary et al., 2022b; Khan et al., 2023; Mondaca et al., 2024) and also on the effect of salt concentration (Choudhary et al., 2023; Zhang et al., 2024) on soil microbial properties but the study on the agriculture management practices under SASs and their effect on soil functional diversity is untouched. Keeping agriculture management practices, different salt levels, and their effect on soil microbial properties especially on microbial functional diversity (CLPP) in mind the following objectives were set for this study: (1) to observe the effect of agriculture management practices (crop rotation, tillage, and residue management) on soil microbial community composition under normal and sodic soils; (2) to assess the relationship between soil chemical properties [EC, pH, organic carbon (OC), N, P, and K] and soil biological properties under normal and sodic soils.

2 Materials and methods

2.1 Experimental details and soil sampling

A study was conducted at the experimental farm of ICAR-Central Soil Salinity Research Institute, Karnal (29° 42' 20.7" N latitude, 76° 57' 19.79" E longitude), India (243 m above MSL). This region has a sub-tropical climate characterized by three distinct seasons, i.e., summer/Zaid with a hot and dry spell from April to June, a wet summer spell from July to September, and a cool and dry winter spell from October to March. The annual rainfall is 670 mm, 70–80% of which occurs from June to September through the southwest monsoon. The soil of the experimental field was silty loam in texture. The experiment consists of seven portfolios of different soil types (normal, sodic, and highly sodic) with varied management practices under three cropping systems [RW, rice-wheat-mungbean (RWMB), and maize-wheat-mungbean (MWMb)]. The details of these management scenarios are presented in Table 1. The experiment was conducted in a completely randomized block design (RCBD) with

TABLE 1 Cropping system, tillage, crop establishment method, and residue management protocols under different scenarios.

Treatment	Crop rotations	Soil type	Tillage	Crop establishment method	Residue management
CT-RW-N	Rice-wheat	Normal	Conventional tilled rice and wheat	Rice: Transplanting Wheat: Broadcast	All residue removed
CT-RW-S	Rice-wheat	Sodic	CT-RW	Rice: Transplanting Wheat: Line sowing	Half (50%) rice residue and anchored (25–30%) wheat residue incorporated
CT-RW-HS	Rice-wheat	Highly sodic	CT-RW	Rice: Transplanting Wheat: Broadcast	All residue removed
ZT-RWMB-N	Rice-wheat-mungbean	Normal	ZT-RWMB	Rice: Drill seeding Wheat: Drill seeding Mungbean: Drill/relay	Full (100%) rice and mungbean; anchored wheat residue retained on the soil surface
ZT-RWMB-S	Rice-wheat-mungbean	Sodic	ZT-RWMB	Rice: Drill seeding Wheat: Drill seeding Mungbean: Drill/relay	Full (100%) rice and mungbean; anchored wheat residue retained on the soil surface
ZT-MWMB-N	Maize-wheat-mungbean	Normal	ZT-MWMB	Maize: Drill seeding Wheat: Drill seeding Mungbean: Drill/relay	Maize (~65%) and full mungbean; anchored wheat residue retained on the soil surface
ZT-MWMB-S	Maize-wheat-mungbean	Sodic	ZT-MWMB	Maize: Drill seeding Wheat: Drill seeding Mungbean: Drill/relay	Maize (~65%) and full mungbean; anchored wheat residue retained on the soil surface

three replications. In this study, a portfolio of management practices has been evaluated under different management systems.

In this study, soil samples were collected from these management scenarios at 0–15 cm soil depths after the harvest of rice in 2021 (after 9 years of zero tillage). The samples were categorized into seven groups based on the management practices and sodicity levels, as soil samples were collected from CT-RW as normal (CT-RW-N), sodic (CT-RW-S), and highly sodic (CT-RW-HS); from ZT-RWMB as normal (ZT-RWMB-N) and sodic (ZT-RWMB-S); and from ZT-MWMB as normal (ZT-MWMB-N) and sodic (ZT-MWMB-S). The details of management protocols are given in Table 1. Soil samples were divided into two parts. One part is for soil biological analysis, in which fresh soil samples were kept in a refrigerator at 4°C until the completion of analysis. The second part was air-dried in the shade, ground through a 2 mm size sieve, and then stored in plastic boxes for analysis of soil chemical properties.

2.2 Analysis of soil physicochemical and biological parameters

2.2.1 Analysis of chemical parameters

The standard procedures were used to determine the chemical characteristics of the soil samples. The electrical conductivity (EC_e) of the extract of saturated paste and the soil pH_s was measured by the procedure (USSL, 1954). The potassium (K^+) content in a soil saturation extract was measured by a flame photometer (Walkley and Black, 1934; Bhargava, 2003). Oxidizable OC was quantified by the wet oxidation

method (Subbiah and Asija, 1956). The available nitrogen (N) in soil was determined by the alkaline permanganate method (Olsen et al., 1954). The available phosphorus (0.5 M $NaHCO_3$ extractable P) in soil was determined colorimetrically following the ascorbic acid reductant method as outlined by Lindsay and Norvell (1978). Available (DTPA-extractable) Fe, Mn, Zn, and Cu of the soil samples were estimated by using an atomic absorption spectrophotometer (AAS) following the method (Tabatabai and Bremner, 1969).

2.2.2 Analysis of biological parameters

The collected soil samples were examined for enzyme activities, microbial colony counts, and CLPP. The dehydrogenase activity was calculated in accordance with Moeskops et al. (2010) description. Phosphatase activities in soils were assayed by the method described by Garau et al. (2007) which involves the determination of p-nitrophenol released by incubation at 37°C for 1 h of 1 g soil with 0.25 mL of toluene, 4 mL of universal buffer, and 1 mL of 5 Mm substrate. For bacterial and fungal colony counts, the serial dilution method was used as described (Choudhary et al., 2018a). For the CLPP analysis, 10 g of soil was homogenized in a rotary shaker after being suspended in 100 mL of 50 mM phosphate buffer (pH 7.0). After the suspension had settled, the supernatant was transferred into tubes. After that, the tubes were centrifuged twice for 5 min at 5000 rpm at room temperature. From the tubes, 150 μ L of supernatant was inoculated into 96 wells of BiOLOG Eco Plates (BiOLOG, Hayward, CA, United States) and kept in the dark at room temperature. The absorbance was measured with a microplate reader using the Biolog Micro Station every 24 h for 120 h at 590 nm wavelength. The 31 carbon sources and the control well (water) were in

triplicate in the 96 well systems of the BiOLOG Eco Plates. For CLPP, different parameters were calculated by using the optical density (OD) values of the wells of BiOLOG Eco Plates (Garau et al., 2007; Feigl et al., 2017), with the following equations (1–6):

$$\text{Average well color development (AWCD)} = \sum OD_i / N \quad (1)$$

where OD_i is the measured corrected OD value of each substrate containing well and N is the number of substrates; here, the N value is 31.

$$\text{Substrate average well color development (SAWCD)} = \sum OD_i / N \quad (2)$$

where OD_i is the measured corrected OD value of the substrates within the substrate category and N is the number of substrates in the category.

$$\text{Shannon diversity index (H)} = -\sum P_i \ln(P_i) \quad (3)$$

where P_i is calculated by using OD_i value divided by $\sum OD_i$ value.

$$\text{Substrate richness (SR)} = \sum OD_i \quad (4)$$

where OD_i value is more or equal to 0.15 after 120 h.

$$\text{Shannon evenness index (E)} = H / \ln SR \quad (5)$$

$$U = \sqrt{\sum (n_i)^2} \quad (6)$$

where n_i refers to the relative absorbance value for each of the C source wells by subtracting the absorbance value of the control well.

2.3 Statistical analysis

The analysis of variance (ANOVA) method was used by R software to statistically analyze the experiment data among the various soil types (Gomez and Gomez, 1984). Tukey's honestly significant difference (HSD) at the 5% level of significance was used to compare the treatment means. Principal component analysis (PCA) and correlations matrix between various soil chemical characteristics, AWCD, and enzyme activity in different types of soil were examined by using R software for the existence of a significant positive association throughout the whole dataset.

3 Results

3.1 Soil chemical properties

Various soil chemical parameters, such as saturated soil pH (pH_s), electric conductivity (EC_e), OC, and available nutrients (N, P, K, and

micronutrients), were assessed across seven treatments. These treatments involved a combination of two types of soils (normal and sodic) and two tillage practices (ZT and CT) in RW, RWmb, and MWmb systems (Table 1). The highest pH_s (10.19) and EC_e (2.49) were observed in CT-RW-HS soil, followed by CT-RW-S soil (9.75 and 2.20). Conversely, the lowest values of pH_s (7.21) and EC_e (1.22) were observed in ZT-RWmb-N and CT-RW-N soils, respectively (Table 2). Significant differences in soil chemical properties, such as OC, available N, P, K, and micronutrients (Cu, Zn, Fe, and Mn), were observed among different management practices and soil types. The OC content was found to be higher in ZT-RWmb-N (0.91%) and ZT-MWmb-N (0.90%), which were at par with ZT under sodic soils (0.86 and 0.85%), while the lowest OC was recorded by CT-RW-HS soil (0.61%) (Table 3). A noticeable result was observed for available N, available P, and available Cu^{2+} . Available N increased by 82, 74, and 84%, available P by 42, 22, and 21%; and available Cu^{2+} was found 50, 51, and 108% in CT-RW-N, ZT-RWmb-N, and ZT-MWmb-N, respectively, compared to the corresponding sodic soil treatments.

The maximum concentration of micronutrients (Fe^{2+} , Zn^{2+} , and Mn^{2+}) was recorded in CT-RW-HS soil, except Cu^{2+} , which was the lowest at 2.15 mg kg^{-1} . Cu^{2+} concentration varied from 2.15 to 5.85 mg kg^{-1} , with the highest found in CT-RW-N soil (5.85 mg kg^{-1}) (Table 3). The concentration of Zn^{2+} varied between 2.03 and 2.64 mg kg^{-1} in surface soil, with the maximum found in CT-RW-HS soil (2.64 mg kg^{-1}), which was at par with the remaining treatments. Despite responding to the application of Zn to the rice, all soils exhibited Zn^{2+} content above the critical limit (0.74 mg kg^{-1}). However, the lowest concentration of Mn^{2+} (0.26 mg kg^{-1}) was observed in ZT-MWmb-S soil, which was at par with ZT-RWmb-N and CT-RW-N soil.

3.2 Soil biological properties

Significant differences in enzyme activities were observed between various salt-affected and normal soils (Table 4). Acid phosphatase (ACP) activity was found to be highest in ZT-RWmb-N ($190.94 \mu\text{g p-NP g}^{-1} \text{ soil h}^{-1}$), which was at par with ZT-MWmb-N soil ($173.27 \mu\text{g p-NP g}^{-1} \text{ soil h}^{-1}$). ACP activity was 16 and 13% higher in ZT-based normal soils than in ZT-based sodic soils, respectively. Alkaline phosphatase (ALP) activity was found to be the highest ($310.89 \mu\text{g p-NP g}^{-1} \text{ soil h}^{-1}$) in CT-RW-HS. Excluding highly sodic soils, ALP activity was 70% higher in CT-RW-N, 14% higher in ZT-RWmb-N, and 81% higher in ZT-MWmb-N than in their respective sodic soil

TABLE 2 Soil chemical properties under normal and salt-affected soils.

Treatments	pH_s	EC_e (ds m^{-1})
CT-RW-N	7.65 ^{bc}	1.22 ^c
CT-RW-S	9.75 ^a	2.20 ^{ab}
CT-RW-HS	10.19 ^a	2.49 ^a
ZT-RWmb-N	7.21 ^c	1.66 ^{abc}
ZT-RWmb-S	9.58 ^{ab}	1.81 ^{abc}
ZT-MWmb-N	7.66 ^{bc}	1.44 ^{bc}
ZT-MWmb-S	9.15 ^{abc}	1.59 ^{bc}

*Different letters in the same column represent significant differences at a p -value of ≤ 0.05 .

TABLE 3 Organic carbon and available nutrients in normal and salt-affected soils.

Treatments	OC (%)	Available N (kg ha ⁻¹)	Available P (kg ha ⁻¹)	Available K (kg ha ⁻¹)	Cu (mg kg ⁻¹)	Zn (mg kg ⁻¹)	Fe (mg kg ⁻¹)	Mn (mg kg ⁻¹)
CT-RW-N	0.67 ^c	121.05 ^b	28.43 ^a	230.60 ^c	5.85 ^a	2.15 ^a	12.16 ^c	0.64 ^c
CT-RW-S	0.73 ^{bc}	66.56 ^{cd}	19.97 ^c	282.30 ^b	3.90 ^c	2.54 ^a	15.65 ^{ab}	3.74 ^b
CT-RW-HS	0.61 ^c	51.04 ^d	24.27 ^b	380.50 ^a	2.15 ^d	2.64 ^a	16.38 ^a	4.95 ^a
ZT-RWMB-N	0.91 ^a	132.74 ^b	25.38 ^b	235.13 ^{bc}	5.52 ^{ab}	2.09 ^a	13.65 ^{cd}	0.32 ^c
ZT-RWMB-S	0.85 ^{ab}	76.11 ^c	20.80 ^c	270.70 ^{bc}	3.65 ^c	2.31 ^a	15.35 ^{abc}	3.51 ^b
ZT-MWMB-N	0.90 ^a	154.46 ^a	30.10 ^a	240.23 ^{bc}	5.12 ^b	2.03 ^a	13.91 ^{bcd}	0.26 ^c
ZT-MWMB-S	0.86 ^{ab}	83.79 ^c	24.96 ^b	237.63 ^{bc}	2.46 ^d	2.24 ^a	14.12 ^{bc}	3.11 ^b

*Different letters in the same column represent significant differences at a *p*-value of ≤ 0.05 .

TABLE 4 Enzyme activities under normal and salt-affected soils.

Treatments	Acid phosphatase ($\mu\text{g p-NP g}^{-1}\text{ soil h}^{-1}$)	Alkaline phosphatase ($\mu\text{g p-NP g}^{-1}\text{ soil h}^{-1}$)	Dehydrogenase ($\mu\text{g TPF g}^{-1}\text{ soil 24 h}^{-1}$)	Bacteria ($10^5\text{ CFU g}^{-1}\text{ soil}$)	Fungi ($10^3\text{ CFU g}^{-1}\text{ soil}$)
CT-RW-N	163.37 ^b	280.80 ^b	30.63 ^c	83.46 ^a	73.62 ^a
CT-RW-S	160.94 ^b	165.63 ^d	6.39 ^d	14.22 ^c	6.59 ^d
CT-RW-HS	162.27 ^b	310.89 ^a	6.52 ^d	7.89 ^d	2.69 ^f
ZT-RWMB-N	190.94 ^a	272.69 ^b	31.66 ^b	78.62 ^a	69.34 ^a
ZT-RWMB-S	164.27 ^b	152.77 ^c	6.14 ^d	13.65 ^c	5.58 ^e
ZT-MWMB-N	173.27 ^{ab}	263.51 ^c	32.78 ^a	75.10 ^{ab}	65.41 ^a
ZT-MWMB-S	153.94 ^b	145.66 ^c	6.06 ^d	11.48 ^{cd}	3.34 ^f

*Different letters in the same column represent significant differences at a *p*-value of ≤ 0.05 .

counterparts. Similarly, dehydrogenase enzyme activity (DHA) was also found to be higher in normal soils than in sodic soils. It was approximately five times higher in ZT-based normal soils than in ZT-based sodic soils. The highest DHA activity was recorded in ZT-MWMB-N ($32.78\ \mu\text{g TPF g}^{-1}\text{ soil 24 h}^{-1}$), followed by ZT-RWMB-N ($31.66\ \mu\text{g TPF g}^{-1}\text{ soil 24 h}^{-1}$) and CT-RW-N soil ($30.63\ \mu\text{g TPF g}^{-1}\text{ soil 24 h}^{-1}$) (Table 4).

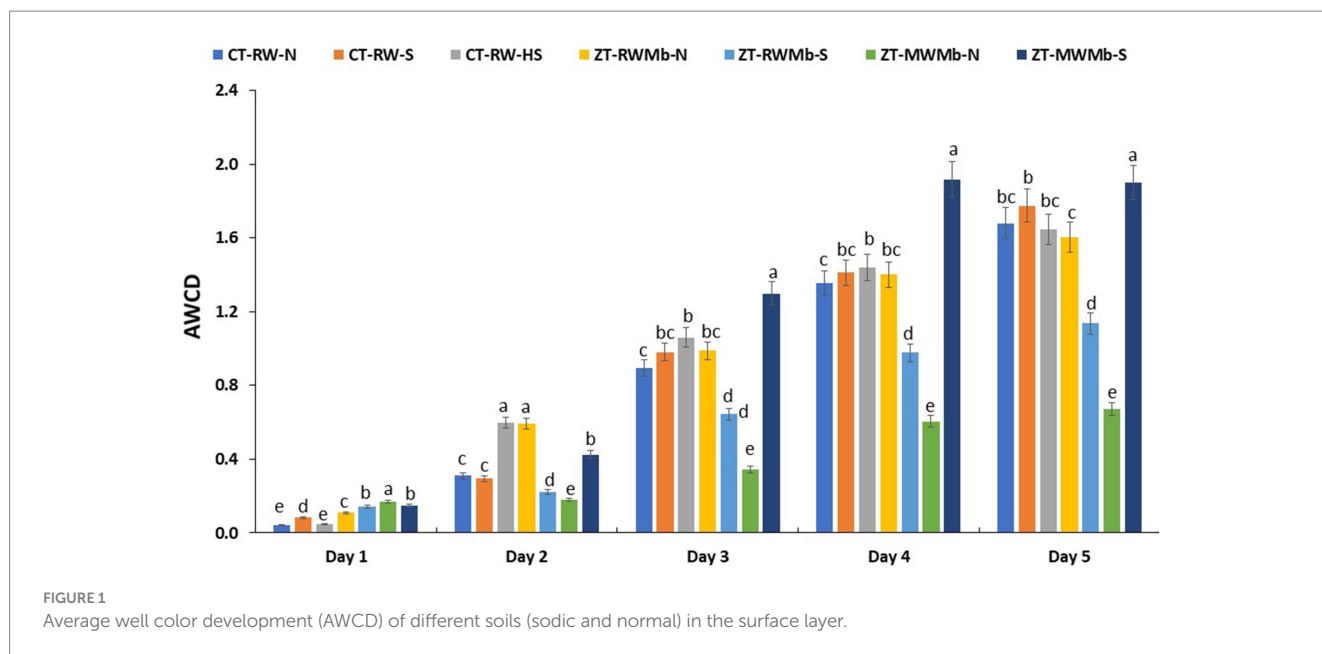
Higher microbial colony counts for both bacteria and fungi (Table 4) were observed in normal soils than in sodic soils. The bacterial population was 5.9, 5.8, and 6.6 times higher in CT-RW-N, ZT-RWMB-N, and ZT-MWMB-N, respectively, than in their corresponding sodic soil treatments. Similarly, the fungal population was 11.2, 12.4, and 19.6 times higher in CT-RW-N, ZT-RWMB-N, and ZT-MWMB-N, respectively, than in their sodic soil treatments. The lowest bacterial ($7.89 \times 10^5\text{ CFU}$) and fungal ($2.69 \times 10^3\text{ CFU}$) populations were observed in highly sodic soils.

Significant differences in AWCD were observed among normal, highly sodic, and sodic soils for days 1, 2, 3, 4, and 5 (Figure 1). AWCD increased with incubation time, but this increase was lowest for ZT-MWMB-N and highest for ZT-MWMB-S. On the last day of incubation, AWCD values for CT-RW-N and ZT-RWMB-N were either similar to or higher than those of their sodic soil treatments. However, this trend was not observed for ZT-MWMB-N, which had exceptionally low AWCD values, while ZT-MWMB-S had exceptionally high values. AWCD for different substrates also showed significant differences among soils (Figure 2). The utilization of all substrates (amino acids, amines, carbohydrates, carboxylic acids,

phenolic compounds, and polymers) increased over the incubation period. During 0–120 h of incubation, substrate utilization was highest in ZT-MWMB-S and lowest in ZT-MWMB-N soils. Different indices, such as the Shannon diversity index (*H*), substrate richness (SR), and Shannon evenness (*E*), were derived from AWCD (Table 5). The SR was higher in CT-RW-S, CT-RW-HS, ZT-RWMB-N, and ZT-MWMB-S soil and lowest in ZT-MWMB-N.

3.3 Multivariate analysis

The PCA was used to identify which variables best explained the observed differences in soil properties, AWCD, and enzyme activity across different types of soil. From the PCA of 21 variables, two principal components (PCs) with eigenvalues > 0.9 were extracted, accounting for 77.3% of the variance (Figure 3). The first component (PC-1) explained 59.1% of the variation, while the second component (PC-2) accounted for 18.2%. Since most of the data information described by PC-1 (59.1% loadings) was related to soil properties (ECe, pH, available K, Mn, and Zn), AWCD (amino acid, phenolic compounds, amines, carboxylic acids, polymers, and carbohydrates) allowed differentiation between different soil types. However, PC-2 (18.2%) selected the soil properties (OC, available N, P, and Cu), bacteria, fungi, and enzymes (ACP, ALP, and dehydrogenase) in the minimum dataset. The correlation results showed a strong and positive correlation between soil properties. However, enzyme activities were strongly correlated with AWCD (phenolic compound



and polymers) (Figure 3). During correlation analysis between soil physicochemical properties and enzyme activities, the impact of soil sodicity on soil properties was more pronounced. All the chemical parameters such as pH, EC, OC, available N, P, K, and micronutrients influence the enzyme activities under different soils, which affect soil biological activities and functional diversity as indicated by PCA analysis.

4 Discussion

High soil pH (≈ 8.5) and low EC ($< 4 \text{ dSm}^{-1}$) are the characteristics of sodic soils due to the presence of carbonate (CO_3^{2-}) and bicarbonate (HCO_3^-) of sodium (Na^+). Soils with pHs higher than 8.5, exchangeable sodium percentage greater than 15, and sodium adsorption ratio (SAR) of more than 13 are considered sodic soils (Filho et al., 2020). With the adoption of CA-based management, soil pH was found to decline, it may be the effect of the decomposition of crop residues recycled over the years (Gura and Mkeni, 2019). Soil pH was reported to be lower under CA-based management systems, supporting the previous studies (Jat et al., 2018; Sithole and Magwaza, 2019). The lower pH in CA might be due to the accumulation of soil organic matter (SOM), which increases the electrolyte concentration and decreases soil pH (Dhar et al., 2014). The inclusion of a legume crop (mungbean) between rice and wheat and the incorporation of its residues also facilitates the reduction in soil pH, as reported by many researchers (Du et al., 2010; Islam et al., 2019). Husson et al. (2018) found that CA-based management systems tend to maintain favorable EC and pH for better plant growth.

During the study, the higher quantity of crop residue additions (both above as well as below ground) and their slow decomposition due to less soil disturbance in CA-based treatments might have caused higher OC and available N in the soil under ZT-RWmb-N and ZT-MWmb-N (Dikgwatlhe et al., 2014; Sinha et al., 2019; Jat et al., 2022). CA-based practices, particularly conservation tillage, are reported to cause greater accumulation of nutrients than CT

(Lopez-Fando and Pardo, 2009; Rai et al., 2022). This impact of CA practices on soil chemical properties was observed in sodic soils, but it was less pronounced than in normal soils (Table 2). SASs had very poor organic matter content due to restricted plant growth, resulting in a low supply of organic input to the soil (Wong et al., 2009). These soils are also prone to leaching, erosion, and dispersion and, therefore, contain less OC (Soni et al., 2021). Lower available N in sodic soils as compared to normal soils is linked to the leaching of nutrients due to the poor soil structure of sodic soils (Qadir and Schubert, 2002; Qadir et al., 2003). As reported earlier (Chhabra and Thakur, 2000; Ghafoor et al., 2004), the availability of P was found to be lower in sodic soils because most of the soil P is found in the form of soluble sodium phosphate compounds (NaH_2PO_4) that are absorbed by the plants, causing a reduction in plant growth and crop yields due to excess Na uptake even with P fertilization. The high concentration of calcium in the soil results in the precipitation of insoluble calcium phosphate compounds for a short time and decreases P availability (Marchuk et al., 2016). Whereas, the availability of K content was found to be significantly higher in sodic soils, which indicates that Na^+ has been replaced by K^+ and contributed to soil sodicity (Morita and Nemoto, 1995; Jat et al., 2022).

The soil's chemical and biological properties were found to be closely related to each other; both were found to be higher in normal soils than in sodic soils. The oxidizable OC plays an important role in enhancing microbial activity in SASs (Soni et al., 2021). In addition, more organic inputs through crop residue recycling regulated the soil structure by protecting it from erosion. Variations in OC coupled with the salt composition of the soil solution (cations and anions concentration) in the different SASs compared to normal soil regulated the enzymes' activities and functional diversity of microorganisms. The activity of most of the enzymes found in the soil has a higher concentration of available carbon (Dick et al., 1996). The soil is subjected to changes due to the application of amendments, agricultural management practices, and exposure to weather adversity, and these changes influence the activity of enzymes such as ACP, ALP, and dehydrogenase. Dehydrogenase is an important and sensitive

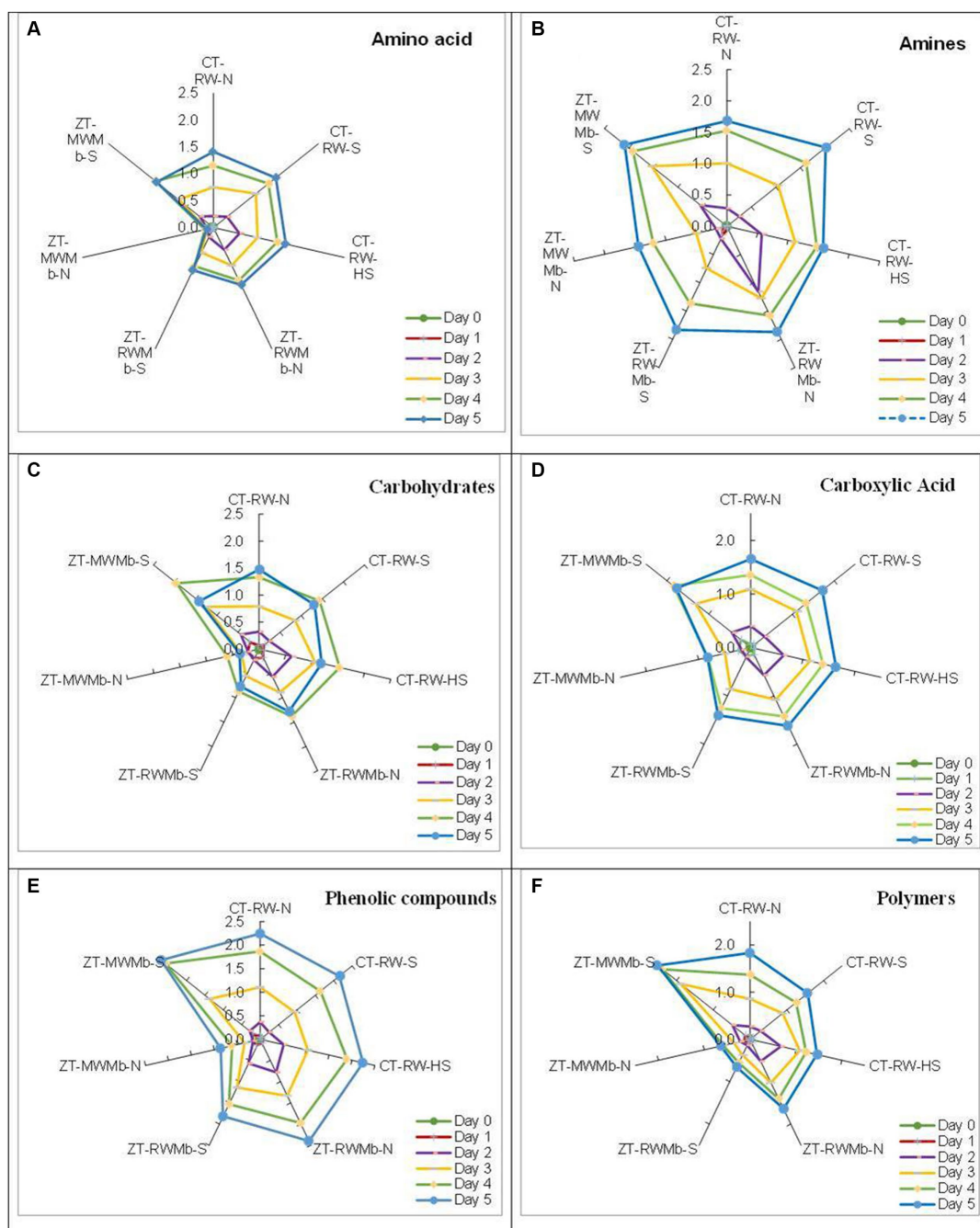


FIGURE 2 Average well color development (AWCD) for substrates: (A) amino acids, (B) amines, (C) carbohydrates, (D) carboxylic acid, (E) phenolic compounds, and (F) polymers in the surface layer of sodic and normal soil at different time intervals.

indicator of the metabolic state of soil microorganisms (Bastida et al., 2006; Moeskops et al., 2010). Its activity is used to indicate soil quality under different agricultural management practices against salinity stress, heavy metal pollution, and many other biotic and abiotic stresses (Singh et al., 2013; Curylo and Telesiński, 2020; Choudhary et al., 2022a). Microbial properties such as enzyme activities and populations were found to be higher in normal soils than in sodic soils (Table 4), which reflects the toxic effects of sodic soils on microbial properties. The negative correlation of enzyme activities with soil sodicity parameters was reported by many researchers (Singh et al.,

2015; Choudhary et al., 2023). Plant growth is restricted under sodic soils, leading to low OC and nitrogen, which ultimately decreases microbial activities (Rietz and Haynes, 2003). In sodic soils, not only the availability of organic matter but also metabolic energy, which is required for microbial assimilation, is reduced, which leads to the lyses of microbial cells and reduced microbial activities (Sumner and Naidu, 1998). Sodicity has a negative effect on microbial biomass carbon, which ultimately declines microbial activities (Garcia et al., 1994). However, enzyme activities and microbial biomasses increased with the application of different amendments in sodic soils (Shaaban

et al., 2023). lower microbial growth and biomass resulted in reduced enzyme activities (Gao et al., 2022). The low availability of SOM, nutrients, high pH, and poor soil physical properties of sodic soils create unfavorable conditions for the growth of microbes. Feigl et al. (2017) found that soil chemical properties such as pH, EC, C/N, Na, and K are the main factors that determine the relative abundance of bacterial and fungal communities. Ion toxicity under sodic soils obstructs microbial growth and activities, resulting in low microbial colony counts (Sumner and Naidu, 1998; Singh et al., 2015; Choudhary et al., 2023).

Different agriculture management practices, soil types, and vegetation affect soil microbial functional diversities in various ways (Rutgers et al., 2016; Kumar et al., 2017; Zhang et al., 2018; Choudhary et al., 2023). The functional diversity of community-level physiological profiles of microbes was studied using the concept of utilization of different types of substrates and color development using Biolog

ECO-plates (Sasse et al., 2018). Microbial communities are highly sensitive to soil properties such as salt stress, which can be studied by AWCD (Rutgers et al., 2016; Choudhary et al., 2023). The substrate utilization depicts the metabolic activity of active microbial communities. The pattern of AWCD and utilization of substrate in ZT-based MWMB practices was different compared to other practices, as these were very low in normal soil and high in sodic soil. This pattern may be observed due to the difference in crop rotation. Different types of crops (plants) have different rhizobiome compositions as there are differences in their root exudates and rhizodeposits (Jensen et al., 2005). The chemical composition of residue varies with plant species, leading to differences in chemical energy and nutrient release during the decomposition of crop residue (Chhabra, 2004; Redin et al., 2014). Different crop rotations also lead to different times of harvesting. Since the study was conducted after the harvest of rice crops, maize harvesting had already been completed approximately a month ago. Differences in AWCD, substrate utilization, and SR in ZT-MWMB-N and ZT-MWMB-S may be the result of the effect of sodicity on soil microbiota and residue decomposition.

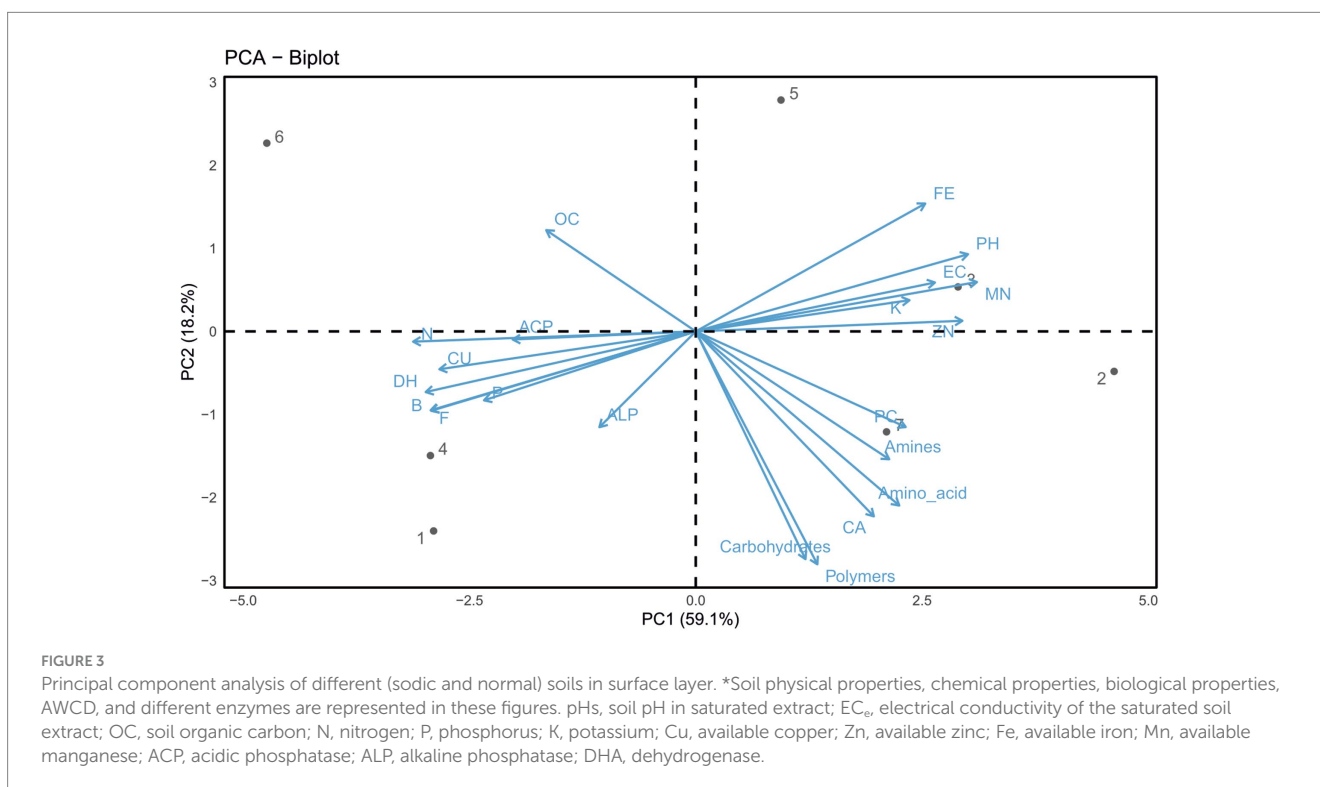
TABLE 5 Diversity indices of different soil types under different agriculture management systems.

Treatments	Shannon diversity index (H)	Substrate richness (SR)	Shannon evenness (E)
CT-RW-N	2.723 ^a	14.333 ^{ab}	0.791 ^a
CT-RW-S	2.413 ^a	15.666 ^a	0.759 ^a
CT-RW-HS	2.681 ^a	15.600 ^a	0.757 ^a
ZT-RWMB-N	2.754 ^a	16.200 ^a	1.040 ^a
ZT-RWMB-S	2.555 ^a	11.800 ^b	1.268 ^a
ZT-MWMB-N	2.317 ^a	6.266 ^c	0.937 ^a
ZT-MWMB-S	2.728 ^a	15.600 ^a	0.791 ^a

*Different letters in the same column represent significant differences at a p-value of ≤0.05.

5 Conclusion

The salts available in soil impacted its physical, chemical, and biological properties. Rising salt concentrations led to major nutrient imbalances and low OC content in various types of soils, negatively affecting the sustainability and quality of soil systems. The study concluded that an increase in salt load adversely affected soil physicochemical and biological conditions, leading to reduced soil functions. By adopting crop rotation, tillage, and residue-based agriculture management practices, the negative effects of salt load can



be mitigated to some extent. Soil pH_s was found to decrease and EC increased under CA-based management. Soil OC, N, biological activities, and microbial populations were also found to increase under CA-based management practices. Soil AWCD values increased over time; however, the highest levels for amino acids, amines, carboxylic acids, phenolic compounds, and polymers were recorded in ZT-MWMB-S soils, while the lowest was in ZT-MWMB-N soils. Bacteria and fungi populations, enzymatic activities (e.g., ACP, ALP, and dehydrogenase), and metabolic activities declined with increasing stress from sodicity, with the highest populations and activities observed in normal soil. Therefore, research on the interrelationship between soil physicochemical and biological properties is crucial before recommending or adopting any land use, reclamation strategies, or nutrient management practices to ensure long-term crop productivity and soil sustainability. Management of agriculture practices under a specific agroecosystem has important implications for nutrient availability to plants. Upon decomposition, crop residues release nutrients, helping to conserve externally applied nutrients while improving overall soil quality and carbon enrichment.

Data availability statement

The original contributions presented in the study are included in the article/supplementary material, further inquiries can be directed to the corresponding author.

Author contributions

TP: Data curation, Formal analysis, Investigation, Writing – original draft, Writing – review & editing. MC: Conceptualization, Investigation, Supervision, Writing – original draft, Writing – review & editing. MK: Data curation, Formal analysis, Writing – review &

editing, Writing – original draft. BD: Data curation, Formal analysis, Writing – review & editing, Writing – original draft. HJ: Conceptualization, Funding acquisition, Project administration, Supervision, Writing – review & editing, Writing – original draft.

Funding

The author(s) declare that no financial support was received for the research, authorship, and/or publication of this article.

Acknowledgments

The authors acknowledge the ICAR-Central Soil Salinity Research Institute (CSSRI PME cell reference No. Research Article/7/2024) for providing opportunities to work in salt-affected soils.

Conflict of interest

The authors declare that the research was conducted in the absence of any commercial or financial relationships that could be construed as a potential conflict of interest.

Publisher's note

All claims expressed in this article are solely those of the authors and do not necessarily represent those of their affiliated organizations, or those of the publisher, the editors and the reviewers. Any product that may be evaluated in this article, or claim that may be made by its manufacturer, is not guaranteed or endorsed by the publisher.

References

- Bastida, F., Moreno, J. L., Hernández, T., and García, C. (2006). Microbiological degradation index of soils in a semiarid climate. *Soil Biol. Biochem.* 38, 3463–3473. doi: 10.1016/j.soilbio.2006.06.001
- Bhargava, G. P. (2003). Training manual for undertaking studies on genesis of sodic/alkali soils. Karnal: CSSRI, 111.
- Central Soil Salinity Research Institute (2014). Vision 2050. Pragmatic assessment of the agricultural production and food demand scenario of India by the year 2050. Karnal: Central Soil Salinity Research Institute.
- Chhabra, R. (2004). Classification of salt-affected soils. *Arid Land Res. Manag.* 19, 61–79. doi: 10.1080/15324980590887344
- Chhabra, R., and Thakur, N. P. (2000). “Long-term study on phosphorus fertilization for rice-wheat cropping system in an alkali soils in the Indo-Gangetic plains” in Long-term soil fertility experiments in rice-wheat cropping systems. ed. I. P. Abrol (New Delhi: Rice-Wheat Consortium), 31–39.
- Choudhary, M., Chandra, P., Dixit, B., Nehra, V., Choudhary, U., and Choudhary, S. (2022a). Plant growth-promoting microbes: role and prospective in amelioration of salt stress. *Commun. Soil Sci. Plant Anal.* 53, 1692–1711. doi: 10.1080/00103624.2022.2063316
- Choudhary, M., Datta, A., Jat, H. S., Yadav, A. K., Gathala, M. K., Sapkota, T. B., et al. (2018a). Changes in soil biology under conservation agriculture based sustainable intensification of cereal systems in indo-Gangetic plains. *Geoderma* 313, 193–204. doi: 10.1016/j.geoderma.2017.10.041
- Choudhary, M., Jat, H. S., Datta, A., Sharma, P. C., Rajashekar, B., and Jat, M. L. (2020). Topsoil bacterial community changes and nutrient dynamics under climate-smart agriculture based agri-food systems. *Front. Microbiol.* 11:1812. doi: 10.3389/fmicb.2020.01812
- Choudhary, M., Jat, H. S., Datta, A., Yadav, A. K., Sapkota, T. B., Mondal, S., et al. (2018b). Sustainable intensification influences soil quality, biota, and productivity in cereal-based agroecosystems. *Appl. Soil Ecol.* 126, 189–198. doi: 10.1016/j.apsoil.2018.02.027
- Choudhary, M., Jat, H. S., Jat, M. L., and Sharma, P. C. (2022b). Climate-smart agricultural practices influence the fungal communities and soil properties under major agri-food systems. *Front. Microbiol.* 13:986519. doi: 10.3389/fmicb.2022.986519
- Choudhary, M., Jat, H. S., Mukhopadhyay, R., Manish, K., Tanuja, P., Anshul, P., et al. (2023). Functional diversity and behavioral changes of microbial communities under salt affected soils. *Appl. Soil Ecol.* 190:105017. doi: 10.1016/j.apsoil.2023.105017
- Curylo, K., and Telesiński, A. (2020). Use of phosphatase and dehydrogenase activities in the assessment of calcium peroxide and citric acid effects in soil contaminated with petrol. *Open Life Sci.* 15, 12–20. doi: 10.1515/biol-2020-0002
- Dhar, D., Datta, A., Basak, N., Paul, N., Badole, S., and Thomas, T. (2014). Residual effect of crop residues on growth, yield attributes and soil properties of wheat under rice-wheat cropping system. *Indian J. Agric. Res.* 48, 373–378. doi: 10.5958/0976-058X.2014.01317.1
- Dick, R. P., Breakwell, D. P., and Turco, R. F. (1996). “Soil enzyme activities and biodiversity measurements as integrative microbiological indicators” in Methods for assessing soil quality (Madison, WI: American Society of Agronomy), 247–271.
- Dikgwatlhe, S. B., Chen, Z., Lal, R., Zhang, H., and Chen, F. (2014). Changes in soil organic carbon and nitrogen as affected by tillage and residue management under wheat-maize cropping system in the North China Plain. *Soil Tillage Res.* 144, 110–118. doi: 10.1016/j.still.2014.07.014
- Du, Z., Ren, T., and Hu, C. (2010). Tillage and residue removal effects on soil carbon and nitrogen storage in the North China Plain. *Soil Sci. Soc. Am. J.* 74, 196–202. doi: 10.2136/sssaj2009.0048
- Feigl, V., Ujaczki, É., Vaszita, E., and Molnár, M. (2017). Influence of red mud on soil microbial communities: application and comprehensive evaluation of the Biolog

- EcoPlate approach as a tool in soil microbiological studies. *Sci. Total Environ.* 595, 903–911. doi: 10.1016/j.scitotenv.2017.03.266
- Filho, F. G., Silva Dias, N., Suddarth, S. R. P., Ferreira, J. F. S., Anderson, R. G., Fernandes, C. S., et al. (2020). Reclaiming tropical saline606 sodic soils with gypsum and cow manure. *Water* 12:57. doi: 10.3390/w12010057
- Gao, J., Zhao, Q., Chang, D., Ndayisenga, F., and Yu, Z. (2022). Assessing the effect of physicochemical properties of saline and sodic soil on soil microbial communities. *Agriculture* 12:782. doi: 10.3390/agriculture12060782
- Garau, G., Castaldi, P., Santona, L., Deiana, P., and Melis, P. (2007). Influence of red mud, zeolite and lime on heavy metal immobilization, culturable heterotrophic microbial populations and enzyme activities in a contaminated soil. *Geoderma* 142, 47–57. doi: 10.1016/j.geoderma.2007.07.011
- Garcia, C., Hernandez, T., and Costa, F. (1994). Microbial activity in soils under Mediterranean environmental conditions. *Soil Biol. Biochem.* 26, 1185–1191. doi: 10.1016/0038-0717(94)90142-2
- Ghafoor, A., Qadir, M., and Murtaza, G. (2004). Salt-affected soils: principles of management. Urdu Bazar, Lahore: Allied Book Centre.
- Gomez, K. A., and Gomez, A. A. (1984). Statistical procedures for agricultural research. New York: John Wiley & Sons.
- Gura, I., and Mkeni, P. N. S. (2019). Crop rotation and residue management effects under no till on the soil quality of a Haplic Cambisol in Alice, Eastern Cape, South Africa. *Geoderma* 337, 927–934. doi: 10.1016/j.geoderma.2018.10.042
- Hawes, C., Alexander, C. J., Begg, G. S., Iannetta, P. P. M., Karley, A. J., Squire, G. R., et al. (2018). Plant responses to an integrated cropping system designed to maintain yield whilst enhancing soil properties and biodiversity. *Agronomy* 8:229. doi: 10.3390/agronomy8100229
- Husson, O., Brunet, A., Babre, D., Charpentier, H., Durand, M., and Sarthou, J. P. (2018). Conservation agriculture systems alter the electrical characteristics (Eh, pH and EC) of four soil types in France. *Soil Tillage Res.* 176, 57–68. doi: 10.1016/j.still.2017.11.005
- Islam, M. M., Urmi, T. A., Rana, M. S., Alam, M. S., and Haque, M. M. (2019). Green manuring effects on crop morpho-physiological characters, rice yield and soil properties. *Physiol. Mol. Biol. Plants* 25, 303–312. doi: 10.1007/s12298-018-0624-2
- Jat, H. S., Choudhary, M., Datta, A., Kakraliya, S. K., McDonald, A. J., Jat, M. L., et al. (2022). Long-term conservation agriculture helps in the reclamation of sodic soils in major agri-food systems. *Land Degrad. Dev.* 33, 2423–2439. doi: 10.1002/ldr.4321
- Jat, H. S., Choudhary, K. M., Nandal, D. P., Yadav, A. K., Poonia, T., Singh, Y., et al. (2020). Conservation agriculture-based sustainable intensification of cereal systems leads to energy conservation, higher productivity and farm profitability. *Environ. Manag.* 65, 774–786. doi: 10.1007/s00267-020-01273-w
- Jat, H. S., Datta, A., Choudhary, M., Sharma, P. C., Yadav, A. K., Choudhary, V., et al. (2019a). Climate smart agriculture practices improve soil organic carbon pools, biological properties and crop productivity in cereal-based systems of North-West India. *Catena* 181:104059. doi: 10.1016/j.catena.2019.05.005
- Jat, H. S., Datta, A., Choudhary, M., Yadav, A. K., Choudhary, V., Sharma, P. C., et al. (2019b). Effects of tillage, crop establishment and diversification on soil organic carbon, aggregation, aggregate associated carbon and productivity in cereal systems of semi-arid Northwest India. *Soil Tillage Res.* 190, 128–138. doi: 10.1016/j.still.2019.03.005
- Jat, H. S., Datta, A., Sharma, P. C., Kumar, V., Yadav, A. K., Choudhary, M., et al. (2018). Assessing soil properties and nutrient availability under conservation agriculture practices in a reclaimed sodic soil in cereal-based systems of North-West. *Arch. Agron. Soil Sci.* 64, 531–545. doi: 10.1080/03650340.2017.1359415
- Jat, M. L., Gathala, M. K., Choudhary, M., Sharma, S., Jat, H. S., Gupta, N., et al. (2023). Conservation agriculture for regenerating soil health and climate change mitigation in smallholder systems of South Asia. *Adv. Agron.* 181, 183–277. doi: 10.1016/b.s.agron.2023.05.003
- Jensen, L. S., Salo, T., Palmason, F., Breland, T. A., Henriksen, T. M., and Stenberg, B. (2005). Influence of biochemical quality on C and N mineralisation from a broad variety of plant materials in soil. *Plant Soil* 273, 307–326. doi: 10.1007/s11104-004-8128-y
- Khan, M. H., Liu, H., Zhu, A., Khan, M. H., Hussain, S., and Cao, H. (2023). Conservation tillage practices affect soil microbial diversity and composition in experimental fields. *Front. Microbiol.* 14:1227297. doi: 10.3389/fmicb.2023.1227297
- Kumar, V., Jat, H. S., Sharma, P. C., Gathala, M. K., Malik, R. K., Kamboj, B. R., et al. (2018). Can productivity and profitability be enhanced in intensively managed cereal systems while reducing the environmental footprint of production? Assessing sustainable intensification options in the breadbasket of India. *Agric. Ecosyst. Environ.* 252, 132–147. doi: 10.1016/j.agee.2017.10.006
- Kumar, U., Shahid, M., Tripathi, R., Mohanty, S., Kumar, A., Bhattacharyya, P., et al. (2017). Variation of functional diversity of soil microbial community in sub-humid tropical rice-rice cropping system under long-term organic and inorganic fertilization. *Ecol. Indic.* 73, 536–543. doi: 10.1016/j.ecolind.2016.10.014
- Li, S. X., Wang, Z. H., Li, S. Q., Gao, Y. J., and Tian, X. H. (2013). Effect of plastic sheet mulch, wheat straw mulch, and maize growth on water loss by evaporation in dryland areas of China. *Agric. Water Manag.* 116, 39–49. doi: 10.1016/j.agwat.2012.10.004
- Lindsay, W. L., and Norvell, W. A. (1978). Development of DTPA soil test for zinc, iron, manganese and copper. *Soil Sci. Soc. Am. J.* 42, 421–428. doi: 10.2136/sssaj1978.03615995004200030009x
- Lopez-Fando, C., and Pardo, M. T. (2009). Changes in soil chemical characteristics with different tillage practices in a semi-arid environment. *Soil Tillage Res.* 104, 278–284. doi: 10.1016/j.still.2009.03.005
- Marchuk, S., Churchman, J., and Rengasamy, P. (2016). Possible effects of irrigation with wastewater on the clay mineralogy of some Australian clayey soils: laboratory study. *Soil Sci.* 54:857. doi: 10.1071/SR14373
- Marginot, A. J., Paul, B. K., Sommer, R. R., Pulleman, M. M., Parikh, S. J., Jackson, L. E., et al. (2017). Can conservation agriculture improve phosphorus (P) availability in weathered soils? Effects of tillage and residue management on soil P status after 9 years in a Kenyan Oxisol. *Soil Tillage Res.* 166, 157–166. doi: 10.1016/j.still.2016.09.003
- Moeskops, B., Buchan, D., Sleutel, S., Herawaty, L., Husen, E., Saraswati, R., et al. (2010). Soil microbial communities and activities under intensive organic and conventional vegetable farming in West Java, Indonesia. *Appl. Soil Ecol.* 45, 112–120. doi: 10.1016/j.apsoil.2010.03.005
- Mondaca, P., Celis-Diez, J. L., Díaz-Siefer, P., Olmos-Moya, N., Montero-Silva, F., Molina, S., et al. (2024). Effects of sustainable agricultural practices on soil microbial diversity, composition, and functions. *Agric. Ecosyst. Environ.* 370:109053. doi: 10.1016/j.agee.2024.109053
- Morita, S., and Nemoto, K. (1995). “Morphology and anatomy of rice roots with special reference to coordination in organo- and histogenesis” in *Structure and function of roots* (Dordrecht: Springer), 75–86.
- Mosaffa, H. R., and Sepaskhah, A. R. (2019). Performance of irrigation regimes and water salinity on winter wheat as influenced by planting methods. *Agric. Water Manag.* 216, 444–456. doi: 10.1016/j.agwat.2018.10.027
- Mukhopadhyay, R., Sarkar, B., Jat, H. S., Sharma, P. C., and Bolan, N. S. (2021). Soil salinity under climate change: challenges for sustainable agriculture and food security. *J. Environ. Manag.* 280:111736. doi: 10.1016/j.jenvman.2020.111736
- Mutsamba, E. F., Nyagumbo, I., and Mupangwa, W. (2020). Forage and maize yields in mixed crop-livestock farming systems: enhancing forage and maize yields in mixed crop-livestock systems under conservation agriculture in sub-humid Zimbabwe. *NJAS - Wagening. J. Life Sci.* 92, 100317, 1–100310. doi: 10.1016/j.njas.2019.100317
- Olsen, B. C., Cole, C. V., Watanabe, F. S., and Dean, L. A. (1954). Estimation of available phosphorus by extraction with sodium bicarbonate. USDA Circular No. 939. Washington, DC: US Government Printing Office, 19.
- Poonia, V., Zhiipao, R. R., Niraj, B., Jat, S. L., Kumar, D., Parihar, C. M., et al. (2021). Six years of conservation agriculture and nutrient management in maize-mustard rotation: impact on soil properties, system productivity and profitability. *Field Crop Res.* 260:108002. doi: 10.1016/j.fcr.2020.108002
- Poonia, V., Zhiipao, R. R., Niraj, B., Kumar, D., Shivay, Y. S., Babu, S., et al. (2022). Conservation agriculture based integrated crop management sustains productivity and economic profitability along with soil properties of the maize-wheat rotation. *Sci. Rep.* 12:1962. doi: 10.1038/s41598-022-05962-w
- Qadir, M., and Schubert, S. (2002). Degradation processes and nutrient constraints in sodic soils. *Land Degrad. Dev.* 13, 275–294. doi: 10.1002/ldr.504
- Qadir, M., Steffens, D., Yan, F., and Schubert, S. (2003). Sodium removal from a calcareous saline-sodic soil through leaching and plant uptake during phytoremediation. *Land Degrad. Dev.* 14, 301–307. doi: 10.1002/ldr.558
- Rai, A. K., Basak, N., Soni, P. G., Kumar, S., Sundha, P., Narjary, B., et al. (2022). Bioenergy sorghum as balancing feedback loop for intensification of cropping system in salt-affected soils of the semi-arid region: energetics, biomass quality and soil properties. *Eur. J. Agron.* 134:126452. doi: 10.1016/j.eja.2021.126452
- Redin, M., Recous, S., Aita, C., Dietrich, G., Skolaude, A. C., Ludke, W. H., et al. (2014). How the chemical composition and heterogeneity of crop residue mixtures decomposing at the soil surface affects C and N mineralization. *Soil Biol. Biochem.* 78, 65–75. doi: 10.1016/j.soilbio.2014.07.014
- Rezapour, S., Taghipour, A., and Samadi, A. (2013). Modifications in selected soil attributes as influenced by long-term continuous cropping in a calcareous semiarid environment. *Nat. Hazards* 69, 1951–1966. doi: 10.1007/s11069-013-0786-8
- Rietz, D. N., and Haynes, R. J. (2003). Effects of irrigation-induced salinity and sodicity on soil microbial activity. *Soil Biol. Biochem.* 35, 845–854. doi: 10.1016/S0038-0717(03)00125-1
- Rutgers, M., Wouterse, M., Drost, S. M., Breure, A. M., Mulder, C., and Stone, D. (2016). Monitoring soil bacteria with community-level physiological profiles using Biolog ECO-plates in the Netherlands and Europe. *Appl. Soil Ecol.* 97, 23–35. doi: 10.1016/j.apsoil.2015.06.007
- Sasse, J., Martinoia, E., and Northen, T. (2018). Feed your friends: do plant exudates shape the root microbiome? *Trends Plant Sci.* 23, 25–41. doi: 10.1016/j.tplants.2017.09.003
- Shaaban, M., Wu, Y., Núñez-Delgado, A., Kuzyakov, Y., Peng, Q. A., Lin, S., et al. (2023). Enzyme activities and organic matter mineralization in response to application

- of gypsum, manure and rice straw in saline and sodic soils. *Environ. Res.* 224:115393. doi: 10.1016/j.envres.2023.115393
- Singh, K. (2016). Microbial and enzyme activities of saline and sodic soils. *Land Degrad. Dev.* 27, 706–718. doi: 10.1002/ldr.2385
- Singh, K., Singh, B., and Singh, R. R. (2013). Effect of land rehabilitation on physicochemical and microbial properties of a sodic soil. *Catena* 109, 49–57. doi: 10.1016/j.catena.2013.05.006
- Singh, K., Trivedi, P., Singh, G., Singh, B., and Patra, D. D. (2015). Effect of different leaf litters on carbon, nitrogen and microbial activities of sodic soils. *Land Degrad. Dev.* 27, 1215–1226. doi: 10.1002/ldr.2313
- Sinha, A. K., Ghosh, A., Dhar, T., Bhattacharya, P. M., Mitra, B., Rakesh, S., et al. (2019). Trends in key soil parameters under conservation agriculture-based sustainable intensification farming practices in the Eastern Ganga Alluvial Plains. *Soil Res.* 57, 883–893. doi: 10.1071/SR19162
- Sithole, N. J., and Magwaza, L. S. (2019). Long-term changes of soil chemical characteristics and maize yield in no-till conservation agriculture in a semi-arid environment of South Africa. *Soil Tillage Res.* 194:104317. doi: 10.1016/j.still.2019.104317
- Soni, P. G., Basak, N., Rai, A. K., Sundha, P., Narjary, B., Kumar, P., et al. (2021). Deficit saline water irrigation under reduced tillage and residue mulch improves soil health in sorghum-wheat cropping system in semi-arid region. *Sci. Rep.* 11, 1880–1813. doi: 10.1038/s41598-020-80364-4
- Srivastava, P., and Kumar, R. (2015). Soil salinity: a serious environmental issue and plant growth promoting bacteria as one of the tools for its alleviation. *Saudi J. Biol. Sci.* 22, 123–131. doi: 10.1016/j.sjbs.2014.12.001
- Subbiah, B. V., and Asija, G. L. (1956). A rapid procedure for the estimation of available nitrogen in soils. *Curr. Sci.* 22, 123–131.
- Suhas, P. W., Anantha, K. H., and Garg, K. K. (2017). Soil properties, crop yield, and economics under integrated crop management practices in Karnataka, Southern India. *World Dev.* 93, 43–61. doi: 10.1016/j.worlddev.2016.12.012
- Sumner, M. E., and Naidu, R. (1998). Sodic soils: distribution, properties, management, and environmental consequences. Oxford: Oxford University Press.
- Tabatabai, M. A., and Bremner, J. M. (1969). Use of p-nitrophenyl phosphate for assay of soil phosphatase activity. *Soil Biol. Biochem.* 1, 301–307. doi: 10.1016/0038-0717(69)90012-1
- USSL (1954) in Diagnosis and improvement of saline and alkali soils USDA handbook ed. L. A. Richards (Washington, DC: US Department of Agriculture), 60.
- Walkley, A., and Black, I. A. (1934). An examination of the Degtjareff method for determining soil organic matter, and a proposed modification of the chromic acid titration method. *Soil Sci.* 37, 29–38. doi: 10.1097/00010694-193401000-00003
- Wang, D., Haung, J., Nie, L., and Wang, F. (2017). ICM practices for maximizing grain yield of doubled-season rice crop. *Sci. Rep.* 7:38982. doi: 10.1038/srep38982
- Wang, S., Sun, L., Ling, N., Zhu, C., Chi, F., Li, W., et al. (2020). Exploring soil factors determining composition and structure of the bacterial communities in saline-alkali soils of Songnen Plain. *Front. Microbiol.* 10:2902. doi: 10.3389/fmicb.2019.02902
- Wong, V. N. L., Greene, R. S. B., Dalal, R. C., and Murphy, B. W. (2009). Soil carbon dynamics in saline and sodic soils: a review. *Soil Use Manag.* 26, 2–11. doi: 10.1111/j.1475-2743.2009.00251.x
- Zhang, G., Bai, J., Zhai, Y., Jia, J., Zhao, Q., Wang, W., et al. (2024). Microbial diversity and functions in saline soils: a review from a biogeochemical perspective. *J. Adv. Res.* 59:129. doi: 10.1016/j.jare.2023.06.015
- Zhang, X., Zhu, A., Xin, X., Yang, W., Zhang, J., and Ding, S. (2018). Tillage and residue management for long-term wheat-maize cropping in the North China Plain: I. Crop yield and integrated soil fertility index. *Field Crop Res.* 221, 157–165. doi: 10.1016/j.fcr.2018.02.025