



OPEN ACCESS

EDITED BY

Vito Mancini,
University of Foggia, Italy

REVIEWED BY

Guanglun Zhou,
Shenzhen Children's Hospital, China
Mathias Reichert,
University of Göttingen, Germany

*CORRESPONDENCE

Jisheng Wang
houdejisheng@sina.com
Jitao Li
jitao_li2005@126.com

[†]These authors have contributed equally to this work and share first authorship

SPECIALTY SECTION

This article was submitted to Genitourinary Surgery, a section of the journal Frontiers in Surgery

RECEIVED 24 October 2022

ACCEPTED 21 November 2022

PUBLISHED 06 January 2023

CITATION

Wang L, Deng S, Meng F, Zhang L, Min Z, Li J and Wang J (2023) Comprehensive analysis of global research on overactive bladder: A scientometric approach.
Front. Surg. 9:1078052.
doi: 10.3389/fsurg.2022.1078052

COPYRIGHT

© 2023 Wang, Deng, Meng, Zhang, Min, Li and Wang. This is an open-access article distributed under the terms of the [Creative Commons Attribution License \(CC BY\)](https://creativecommons.org/licenses/by/4.0/). The use, distribution or reproduction in other forums is permitted, provided the original author(s) and the copyright owner(s) are credited and that the original publication in this journal is cited, in accordance with accepted academic practice. No use, distribution or reproduction is permitted which does not comply with these terms.

Comprehensive analysis of global research on overactive bladder: A scientometric approach

Lu Wang^{1†}, Sheng Deng^{2†}, Fanchao Meng^{3†}, Lun Zhang¹, Zhenxing Min¹, Jitao Li^{1*} and Jisheng Wang^{4*}

¹Department of Surgery, Beijing Xuanwu TCM Hospital, Beijing, China, ²Department of Andrology, Shunyi Hospital, Beijing Hospital of Traditional Chinese Medicine, Beijing, China, ³Department of Urology Surgery, The Third Affiliated Hospital of Beijing University of Chinese Medicine, Beijing, China, ⁴Department of Andrology, Dongzhimen Hospital, Beijing University of Chinese Medicine, Beijing, China

Background: Overactive bladder, a syndrome marked by an urgent need to urinate, is a globally prevalent ailment. Human health and quality of life are seriously affected. Therefore, it is essential to investigate the current progress and trends in this field.

Objective: No bibliometric analysis of overactive bladder has been conducted. Through the use of bibliometrics and visualization, this study intends to examine the current progress and development trend of this field.

Methods: Global publications on overactive bladder between January 2004 and August 2022 were extracted from the Web of Science core collection database. A bibliometric and visual analysis was carried out using VOSviewer software and CiteSpace.

Results: Over the last 20 years, publications have grown rapidly, but after 2019, they started to fall. According to the collaboration network, the United States, Univ Pittsburgh AND NEUROUROLOGY AND URODYNAMICS are the most active countries, institutes AND journals in the field, respectively. All keywords were categorized by the symbiosis analysis into four categories: experimental study, symptoms, clinical use, and quality of life. The most prevalent keyword across all clusters is "overactive bladder."

Conclusion: Year after year, there have been more publications in the field of overactive bladder research in many countries, and there has been a deeper level of cooperation and exchange. Researchers will still be interested in overactive bladder in the future. Currently, the clinical application of the disease and the safety and effectiveness of medications are being investigated. However, radical innovation in relevant experimental technologies is a significant obstacle in this field.

KEYWORDS

clinical research, publications, overactive bladder, analysis, bibliometric

Introduction

OAB syndrome is characterized by the urgency of urination. Its clinical manifestations include frequent urination and nocturia with or without urinary incontinence and without urinary tract infections or other definite lesions (1–3). Relevant studies showed that OAB was a highly prevalent disease worldwide with a 17% incidence rate (4). There was no

significant difference in incidence among different countries (5–8). The same incidence is seen in men and women (9). Related studies have shown that the incidence of OAB in children is about 16.6%, which also seriously affects the quality of life and brings huge losses to the families of the children (10, 11). Although numerous studies have explored OAB, its pathogenesis is still unclear and has poor clinical efficacy, thereby seriously affecting the quality of life of the patients. The first-line pharmacological therapy can worsen bowel dysfunction. A large number of studies make it difficult to predict future OAB hotspots. Therefore, it is necessary to summarize and analyze the research trends of OAB. The existing literature can help in understanding OAB and provide ideas for follow-up studies.

Bibliometrics is a statistical and quantitative analytical tool for literature-based research. It can find the correlations between disciplines and subdisciplines by analyzing keywords, authors, countries, and institutions and grasp the current hot issues in academic studies (12). Moreover, it can also predict the developmental direction of disciplines (13). Web of Science database is currently the most commonly used database for bibliometric analysis (14). VOSviewer and CiteSpace are the most commonly used software for bibliometric analysis (15–17). Using bibliometric methods, this study aimed to identify the contributions, research contents, and emerging trends in countries, institutions, and authors in the field of OAB studies.

Methods

Data sources and retrieval strategies

The existing technology can not realize the analysis of multi-language and multi-database literature. The Web of Science database contains a relatively comprehensive collection of OAB-related literature. Web of Science database was searched to collect the OAB-related studies from its inception until August 1, 2022. The database source was limited to the Web of Science Core Collection (WoSCC), and only research and review articles published in the English language were selected. The main search terms were as follows: overactive bladder, bladder hyperactivity, urinary bladder overactive, and bladder overactivity disorder. All the data from the Web of Science, which met the criteria, were downloaded for further bibliometric analysis.

Statistical analyses

Before analyzing the data, it was cleaned up to remove the meaningless keywords and merged those having the

same meaning. VOSviewer (1.6.16) was used to identify the production countries/regions, research institutions, journals, and authors, and the main co-cited journals, authors and references, and related visualization networks were constructed. The cluster analysis of the high-frequency keywords was performed using the cluster function in CiteSpace (5.0.R2). The data management and analysis of publications were performed using Microsoft Office Excel 2019. In the VOSviewer network map, the size of nodes reflected the number of studies or co-occurrence frequency, the links between the nodes represented the co-occurrence relationship, and the size of the links represented the co-occurrence frequency of the two nodes. The Impact factors (IFs) of academic journals were collected from the 2021 Journal Citation Reports (JCR) (Clarivate Analytics, Philadelphia, PA, USA).

Results

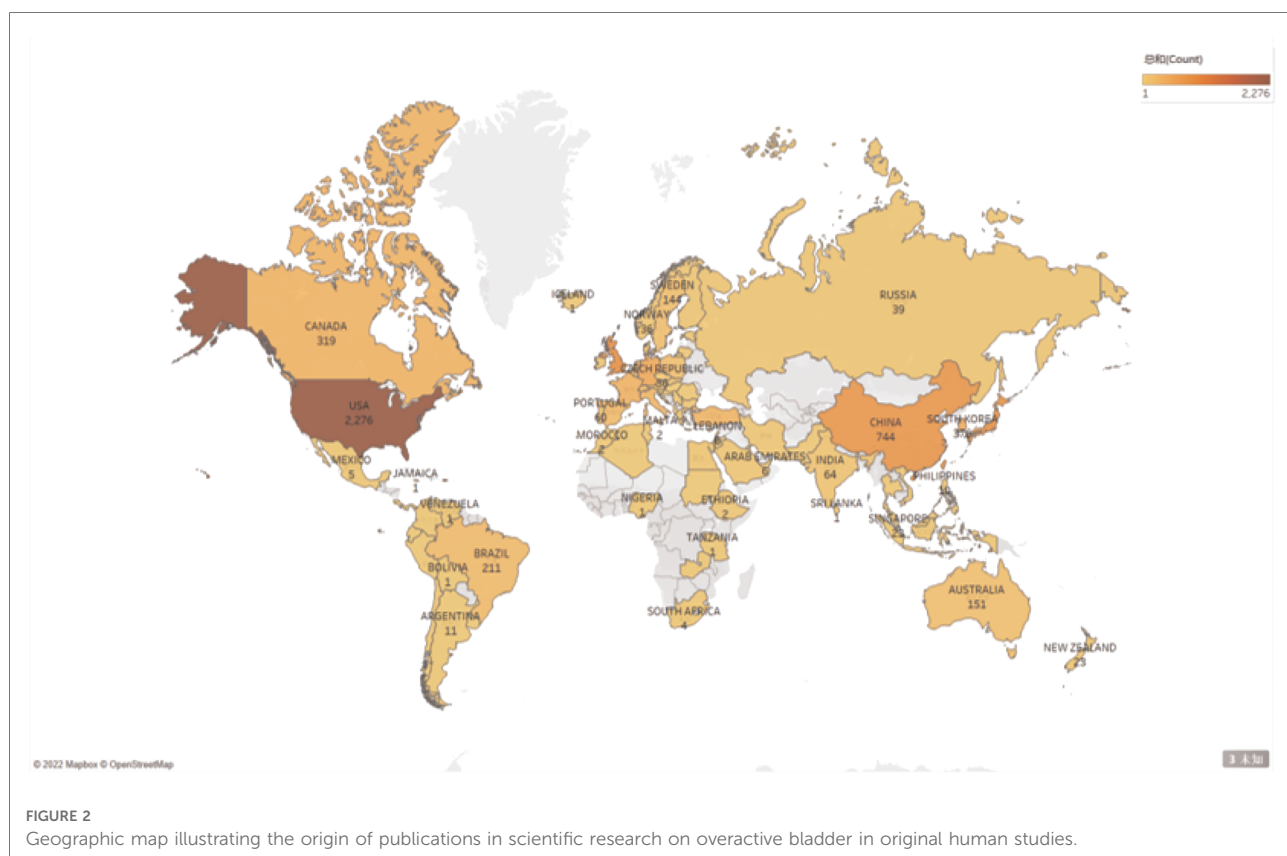
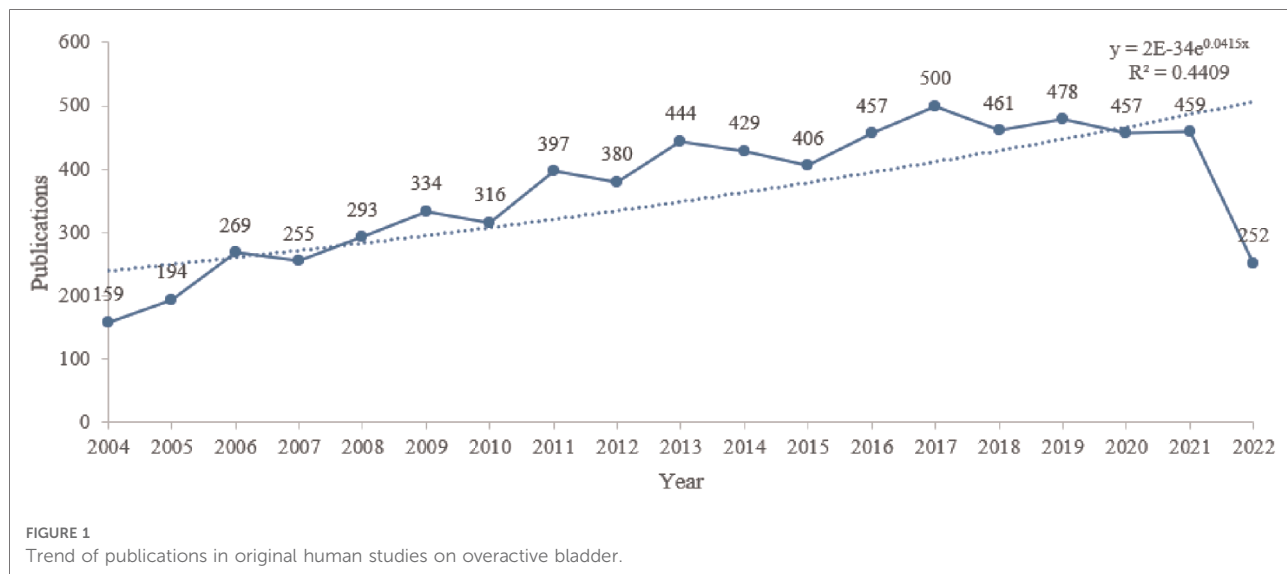
Annual growth trend of global publications over the years

A total of 11,241 papers published between January 1, 2004, and February 1, 2022, were included for analysis in this study. The data were cleared using CiteSpace software, excluding 4,301 literature records, such as solicits and statements, which were unrelated to the subject. Finally, a total of 6,940 articles were included. The annual growth trend of the cumulative number of publications is shown in [Figure 1](#).

Countries-based analysis of publications

From January 2001 to August 2022, the United States (US) ranked first in the OAB-related articles with 2,276 studies, followed by the United Kingdom (UK) (824 articles) and Japan (766 articles). The number of citations in the US (68,965 citations) was also significantly higher compared to that in the other countries, followed by the UK (31,751 citations) and the Netherlands (13,808 citations). Currently, the number of research articles on OAB in the US are ahead of the other countries. [Figure 2](#) shows the regional concentration of the study area. The top 10 countries based on the number of published articles and citations are listed in [Table 1](#).

The number of publications from a particular country is shown in [Figure 3](#). The size of the circle indicates the number of publications; the larger the circle, the more the number of publications. The number of recent publications was high, especially in the US ([Figure 4](#)). The light-colored circles represent new publications,



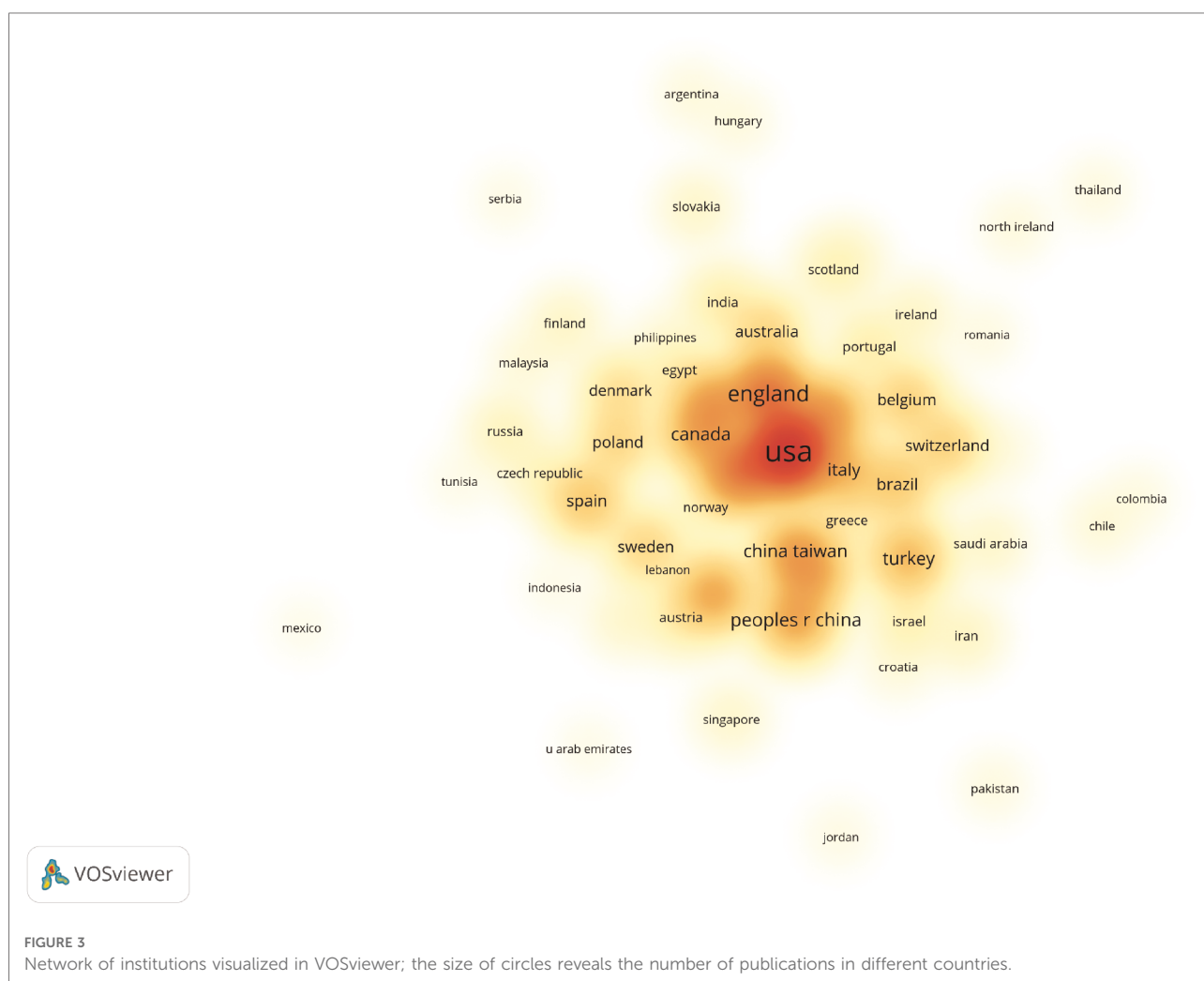
showing that more articles were published on OAB by the US in recent years. The cooperative relationship between countries could also be observed. The US has the largest number of publications, and other countries had a strong cooperative relationship with the US (Figure 5).

Institutions-based analysis of publications

University of Pittsburgh ranked first by publishing 221 articles on OAB, followed by Pfizer Inc. with 184

TABLE 1 Top 10 countrys publishing original human studies on the topic of overactive bladder.

Rank	Country	Publications	% of 6940	Rank	Country	Total citations
1	USA	2276	32.80%	1	USA	68,965
2	Britain	824	11.87%	2	Britain	31,751
3	Japan	766	11.04%	3	Netherlands	13,808
4	China	744	10.72%	4	Japan	13,009
5	Germany	467	6.73%	5	Germany	12,840
6	Netherlands	408	5.88%	6	China	10,703
7	South korea	376	5.42%	7	Italy	10,122
8	France	327	4.71%	8	Canada	9181
9	Canada	319	4.60%	9	Sweden	8152
10	Turkey	300	4.32%	10	France	7772



publications and University of Toronto with 106 publications (Table 2). It could be seen from the Table 2 that the US dominated the research in this field, with a huge number of articles and citations.

Journals-based analysis of publications

As shown in Table 3, more than 20% of the total OAB-related articles were published in the top three

the keywords “lower urinary tract symptom” and “association” have gradually become the center of research focus conducted in OAB.

TABLE 3 Top 10 journals publishing original human studies on the topic of overactive bladder.

Rank	Journals	Publications	Citescore (2021)	SJR quartile
1	Neurourology and Urodynamics	701	2.367	q3
2	Journal of Urology	427	7.6	q1
3	International Urogynecology Journal	350	1.932	q4
4	Bju International	294	5.969	q1
5	Urology	280	2.633	q3
6	Luts Lower Urinary Tract Symptoms	163	1.374	q4
7	European Urology	139	24.267	q1
8	International Journal of Urology	131	2.896	q3
9	Female Pelvic Medicine “and” Reconstructive Surgery	105	1.913	q4
10	International Neurourology Journal	104	3.038	q2

TABLE 4 Top 10 cited papers on the topic of overactive bladder.

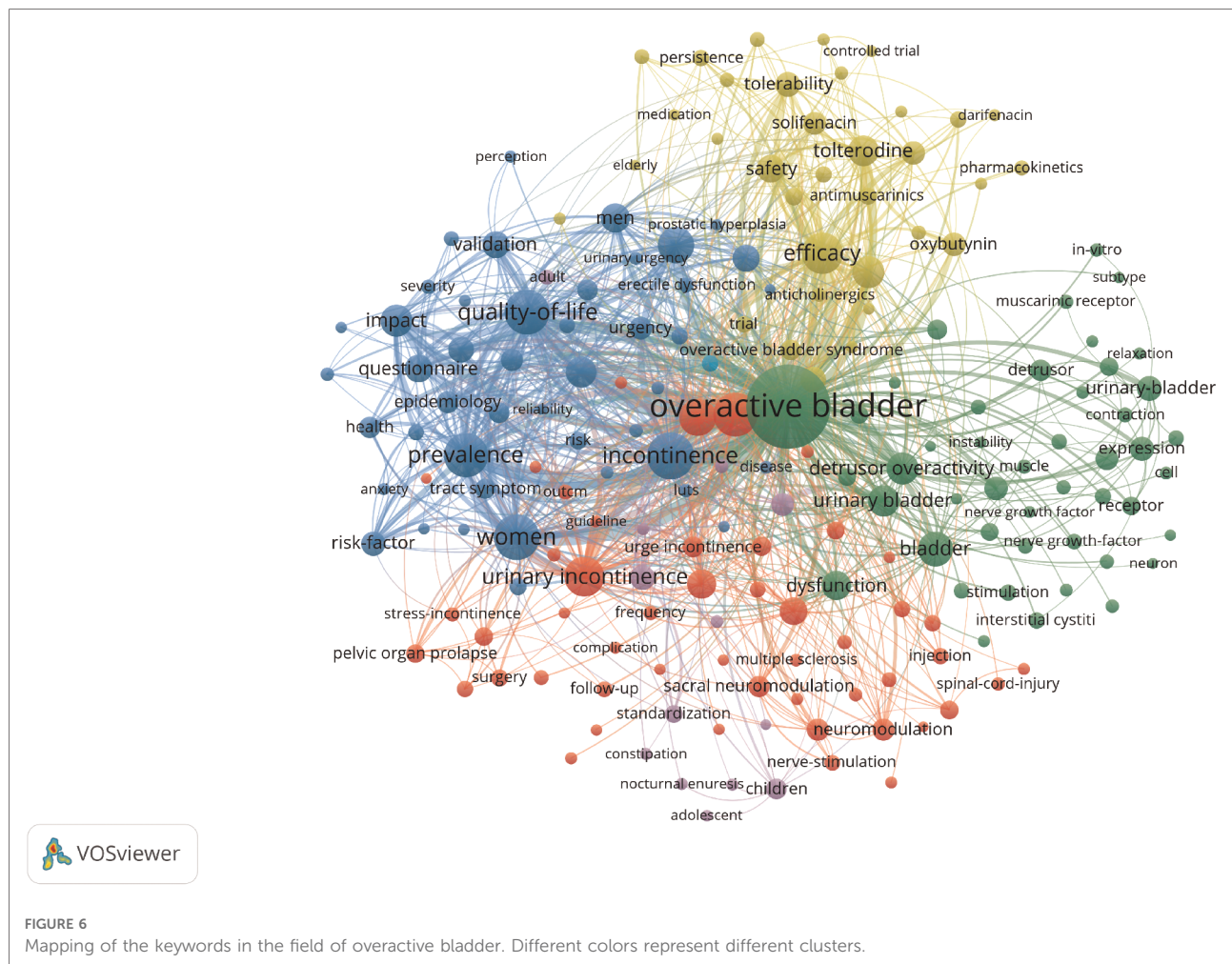
Rank	Title	Year	Corresponding authors	Journal	Total citations
1	Population-based survey of urinary incontinence, overactive bladder, and other lower urinary tract symptoms in five countries: Results of the EPIC study	2006	Irwin, Debra E	European Urology	1699
2	STOPP (Screening Tool of Older Person’s Prescriptions) and START (Screening Tool to Alert Doctors to Right Treatment). Consensus validation	2008	O’Mahony, D	International Journal of Clinical Pharmacology and Therapeutics	913
3	EAU Guidelines on the Treatment and Follow-up of Non-neurogenic Male Lower Urinary Tract Symptoms Including Benign Prostatic Obstruction	2013	Gravas, Stavros	European Urology	785
4	Update on AUA Guideline on the Management of Benign Prostatic Hyperplasia	2011	McVary, Kevin T	Journal of Urology	750
5	Activation of Human Brown Adipose Tissue by a beta 3-Adrenergic Receptor Agonist	2015	Cypess, Aaron M	Cell Metabolism	612
6	Worldwide prevalence estimates of lower urinary tract symptoms, overactive bladder, urinary incontinence and bladder outlet obstruction	2011	Irwin, Debra E	Bju International	608
7	The effects of antimuscarinic treatments in overactive bladder: An update of a systematic review and meta-analysis	2008	Chapple, Christopher R	Bju International	561
8	The impact of overactive bladder, incontinence and other lower urinary tract symptoms on quality of life, work productivity, sexuality and emotional well-being in men and women: results from the EPIC study	2008	Coyne, Karin S	European Urology	559
9	EAU Guidelines on the Assessment of Non-neurogenic Male Lower Urinary Tract Symptoms including Benign Prostatic Obstruction	2015	Gravas, Stavros	European Urology	544
10	Symptom assessment tool for overactive bladder syndrome- Overactive bladder symptom score	2006	Homma, Yukio	Urology	456

Discussion

Research trends in OAB studies

Despite numerous bibliometric studies related to urinary system, those conducted on OAB are lacking. To the best of our knowledge, this was the first study, performing bibliometric and visual analysis for OAB. VOSviewer, CiteSpace, and other visualization methods were used for the analysis of important published information, such as country, year, institution, and keywords.

The number of relevant publications had generally been increasing year by year since 2004, but decreased in 2019 (Figure 1). A population survey conducted on urinary incontinence, OAB, and other lower urinary tract symptoms in five countries (18) accelerated the number of publications since 2006 and paved the way for OAB research. In addition, two studies conducted on the adverse effects of OAB on the quality of life and clinical management were published in 2008, which accelerated the studies on OAB since then (19, 20). All these studies appeared among the top 10 articles (Table 4), indicating that the OAB studies received widespread attention. However, the research interest declined in 2019. We initially thought that the phenomenon was affected by Covid-19. After reviewing a large number of



relevant literatures, we found that most of them did not have significant changes before and after 2019. There is a lack of strong evidence on the impact of Covid-19 on related scientific research. Combined with the hot keywords after 2019, we believe that the lack of recent breakthrough research advances in the OAB field is a major factor limiting the number of publications. The participation of experts from other fields as well as well-developed research strategies and novel techniques are needed to overcome the current research barriers. To overcome the current research obstacles, it is necessary to refer to the research process of other diseases with relatively clear pathogenesis, analyze the relevant data of OAB combined with the field of information technology, and find new research directions from a macro perspective.

The US was more advanced in OAB research, which was reflected in its highest number of articles, citation (Table 1). Among the top 10 institutions, contributing the most articles in this field, five institutions were affiliated in the US, among which, University of Pittsburgh ranked first with more in-depth studies on OAB and far more contributions than the

other four institutions (Table 2). The OAB-related studies at University of Pittsburgh mainly focused on the clinical diagnosis and treatment of OAB patients, novel therapeutic drugs, and technologies as well as explored the pathogenesis of OAB (21, 22). The US gives great importance to scientific research and invests a lot of money and manpower in the medical field. Moreover, the US has advanced medical equipment and scientific research environment and is a world leader in research in many fields, such as global research trends in prostate disease, erectile dysfunction, and premature ejaculation (23–25). In addition, the studies on OAB in the US started early and published the most frequently cited review article (Table 4). The current study summarized the previous studies on OAB, visually analyzed the hotspots and shortcomings in this field, and laid a foundation for further exploring the complex mechanism of OAB.

The cooperative relationships of countries (Figure 5) indicated that the US and the UK had a greater international influence. The US worked with many countries. In contrast, the scope and close international cooperation of the UK were

Top 20 Keywords with the Strongest Citation Bursts

Keywords	Year	Strength	Begin	End	2004 - 2022
tolterodine	2004	32.81	2004	2007	
oxybutynin	2004	24.71	2004	2007	
detrusor instability	2004	19.26	2004	2008	
muscle	2004	17.17	2004	2009	
urge	2004	17.04	2004	2010	
urge incontinence	2004	15.86	2004	2007	
instability	2004	14.9	2004	2008	
antimuscarinic agent solifenacin	2004	21.94	2005	2010	
urination disorder	2004	19.71	2006	2012	
experience	2004	17.39	2006	2011	
muscarinic receptor	2004	17.91	2007	2012	
tolterodine extended release	2004	17.66	2009	2014	
urinary bladder - overactive	2004	15.9	2009	2015	
placebo controlled trial	2004	20.71	2014	2017	
adherence	2004	18.14	2016	2022	
mirabegron	2004	17.43	2016	2022	
beta(3) adrenoceptor agonist	2004	16.11	2016	2022	
tibial nerve stimulation	2004	15.55	2016	2022	
urgency urinary incontinence	2004	15.66	2017	2022	
lower urinary tract symptom	2004	19.82	2020	2022	

FIGURE 8
Top 20 keywords cited the most frequently from 2004 to 2022 and have received continuous attention for a period of time. The red bars represent frequently cited keywords during this time period, and the green bars represent infrequently cited keywords.

affected by the disease would increase in the future, especially in developing countries (18, 26). There are four OAB-related clinical guidelines and expert consensus for the clinical treatment of OAB (27–30).

As shown in Figure 8, the keywords were sorted in chronological order and the changes in keywords were mainly concentrated from 2012 to 2016. There was no significant change in keywords from 2012 to 2016. Based on the number of articles published over the years, the studies on OAB were more active from 2012 to 2016. There was no significant improvement in both the number of publications and research content. Moreover, after 2016, the novel research contents were also fewer. At present times, the research contents are still stuck on the aspects of epidemiology, symptoms, clinical medications, etc. The detailed pathogenesis and experimental research contents are rare and require further studies by relevant researchers. The current research directions are also

relatively limited. Therefore, researchers must find high-quality research directions as well as new methodologies in the future.

Analyzing the occurrence frequency of the top 20 keywords by burst detection (Figure 8) showed that “trospium chloride” had the longest research heat in nearly the past two decades. Trospium chloride is a quaternary ammonium compound with anticholinergic and antispasmodic effects (31). The parasympathetic blockade of the drug can relax the bladder’s smooth muscle and increase its capacity. The top 20 keywords mainly emerged from 2004 to 2010. The hot keywords mainly included “tolterodine”, “oxybutynin”, and other commonly used clinical drugs and “detrusor instability”, “hyperreflexia”, and other pathogeneses. From 2010 to 2014, the research contents mainly focused on the impact of “tolterodine” on OAB. After 2016, the research direction shifted towards the effects of “mirabegron” and “lower urinary tract symptom” in

this field, indicating the changes in people's cognition of OAB. In combination with "oxybutynin", "trospium chloride", and "mirabegron", "Tolterodine" also appeared in the top 20 keywords, indicating that the focus of OAB-related studies in the past two decades on clinical drug treatment. Mechanistic studies focused on the function of the detrusor. This suggested that OAB was still a difficult clinical disease, and researchers were still studying more effective clinical drugs.

Among the top 10 articles (Table 4), two were epidemiological investigations of OAB. Studies showed that OAB was a common disease worldwide having the greatest impact in Asia. The number of people affected by the disease might gradually increase in the future, especially in developing countries. Three clinical guidelines for OAB provide guidance for its clinical diagnosis, differential diagnosis, treatment, and nursing. Based on the publication time of the article, it could be seen that novel drug therapies and technologies continuously appear, which might impact the treatment plan and lead to constant advancements in the clinical studies of OAB.

The keywords in Figure 8 represent the progress in the OAB-related studies in the past two decades, showing an overall cooperative network. After paying attention to the disease, the experts begin to study the clinical drugs for the treatment of OAB as well as the safety and effectiveness of drugs. This also improved the epidemiological investigation of the disease. The pathogenesis of the disease has been preliminarily explored. However, Figure 8 indicates that the current relevant studies lack new directions. Therefore, new research directions and therapeutic drugs are urgently needed. In addition, overactive bladder is more common in children, seriously affecting the quality of life of children. The symptoms of overactive bladder in children and adults are not completely consistent, but there is a close association (32). Although anti-muscarinic agents are considered the mainstay of OAB drug therapy, only two drugs, Oxybutynin and Propiverine, are currently approved for use in the pediatric population (33). The literature on children with overactive bladder is limited and needs further research.

However, there are still some shortcomings in this study. The current study searched for the OAB-related articles in the Web of Science database and obtained relatively objective search results. However, this study did not highlight the advantages of this strategy. Moreover, this study focused on the collection and analysis of OAB-related articles published in the English language, thereby eliminating those published in other languages, which might lead to limiting the current results. In addition, this study only retrieved the articles published in the past two decades, and those published before 2004 were not included, which might also impair the current analyses. Future studies should focus on more data bases, different languages, and different periods. Other databases, such as Medline, Scopus, or Google Scholar, could be adopted

for this purpose. Moreover, exploring studies published in the last 30 years or older would enrich the current results.

Conclusions

This study provided a comprehensive assessment of the global OAB-related research trends and priorities using bibliometric and visual analysis and provided ideas for future research directions. In the past 20 years, the number of OAB-related articles in various countries increased year by year, and international cooperation and exchange between countries have been deepened. However, the OAB-related studies have decreased in recent years. The US has made the highest contribution in this area. OAB might be of interest to researchers in the future. However, in the past 20 years, the hot keywords of publications focus on clinical aspects, and there is no essential change, and the number of published literatures grows at a gentle rate. OAB research is stuck in a rut. Therefore, breakthrough innovation in relevant experimental technologies should be a priority challenge.

Data availability statement

The raw data supporting the conclusions of this article will be made available by the authors, without undue reservation.

Author contributions

LW, SD and FM: designed the study, carried out the experiments, analyzed the data, wrote and amended the manuscript. LZ and ZM: helped in execution of the research. JW and JL: improved the manuscript. All authors contributed to the article and approved the submitted version.

Funding

China Postdoctoral Innovative Talents Support Program (No. BX20220047); General Program of China Postdoctoral Science Foundation (No. 2022M720528); Beijing Association for Science and Technology (BYESS2022182); China Association of Traditional Chinese Medicine Young Talents Project (No. CACM-2021-QNRC2-B04).

Conflict of interest

The authors declare that the research was conducted in the absence of any commercial or financial relationships that could be construed as a potential conflict of interest.

Publisher's note

All claims expressed in this article are solely those of the authors and do not necessarily represent those of their

affiliated organizations, or those of the publisher, the editors and the reviewers. Any product that may be evaluated in this article, or claim that may be made by its manufacturer, is not guaranteed or endorsed by the publisher.

References

- Chen LC, Kuo HC. Pathophysiology of refractory overactive bladder. *Low Urin Tract Symptoms*. (2019) 11:177–81. doi: 10.1111/luts.12262
- Hutchinson A, Nesbitt A, Joshi A, Clubb A, Perera M. Overactive bladder syndrome: management and treatment options. *Aust J Gen Pract*. (2020) 49:593–8. doi: 10.31128/AJGP-11-19-5142
- Giarenis I, Cardozo L. Management of refractory overactive bladder. *Minerva Ginecol*. (2013) 65:41–52.
- Kurosch M, Mager R, Gust K, Brandt M, Borgmann H, Haferkamp A. Therapie der überaktiven Blase (OAB) [therapy of overactive bladder (OAB)]. *Urol A*. (2015) 54:567–74. doi: 10.1007/s00120-015-3770-y
- Chuang YC, Liu SP, Lee KS, Liao L, Wang J, Yoo TK, et al. Prevalence of overactive bladder in China, Taiwan and South Korea: results from a cross-sectional, population-based study. *Low Urin Tract Symptoms*. (2019) 11:48–55. doi: 10.1111/luts.12193
- Abrams P, Cardozo L, Fall M, Griffiths D, Rosier P, Ulmsten U, et al. Standardisation sub-committee of the international continence society. The standardisation of terminology of lower urinary tract function: report from the standardisation sub-committee of the international continence society. *Neurourol Urodyn*. (2002) 21:167–78. doi: 10.1002/nau.10052
- Margulis AV, Linder M, Arana A, Pottegård A, Berglind IA, Bui CL, et al. Patterns of use of antimuscarinic drugs to treat overactive bladder in Denmark, Sweden, and the United Kingdom. *PLoS One*. (2018) 13:e0204456. doi: 10.1371/journal.pone.0204456
- Haylen BT, de Ridder D, Freeman RM, Swift SE, Berghmans B, Lee J, et al. An international urogynecological Association (IUGA)/International Continence Society (ICS) joint report on the terminology for female pelvic floor dysfunction. *Int Urogynecol J*. (2010) 21:5–26. doi: 10.1007/s00192-009-0976-9
- Eapen RS, Radomski SB. Gender differences in overactive bladder. *Can J Urol*. (2016) 23:2–9.
- Chung JM, Lee SD, Kang DJ, Kwon DD, Kim KS, Kim SY, et al. Prevalence and associated factors of overactive bladder in Korean children 5–13 years old: a nationwide multicenter study. *Urology*. (2009) 73:63–7; discussion 68–9. doi: 10.1016/j.urology.2008.06.063
- Middleton T, Ellsworth P. Pharmacologic therapies for the management of non-neurogenic urinary incontinence in children. *Expert Opin Pharmacother*. (2019) 20:2335–52. doi: 10.1080/14656566.2019.1674282
- Kim MC, Nam S, Wang F, Zhu Y. Mapping scientific landscapes in UMLS research: a scientometric review. *J Am Med Inform Assoc*. (2020) 27:1612–24. doi: 10.1093/jamia/ocaa107
- Agarwal A, Finelli R, Durairajanayagam D, Leisegang K, Henkel R, Salvio G, et al. Comprehensive analysis of global research on human varicocele: a scientometric approach. *World J Mens Health*. (2022) 40:636–52. doi: 10.5534/wjmh.210202
- Wei Y, Jiang Z. The evolution and future of diabetic kidney disease research: a bibliometric analysis. *BMC Nephrol*. (2021) 29(22):158. doi: 10.1186/s12882-021-02369-z
- Chen Y, Cheng L, Lian R, Song Z, Tian J. COVID-19 vaccine research focusses on safety, efficacy, immunoinformatics, and vaccine production and delivery: a bibliometric analysis based on VOSviewer. *Biosci Trends*. (2021) 11(15):64–73. doi: 10.5582/bst.2021.01061
- Luo H, Cai Z, Huang Y, Song J, Ma Q, Yang X, et al. Study on pain catastrophizing from 2010 to 2020: a bibliometric analysis via CiteSpace. *Front Psychol*. (2021) 17(12):759347. doi: 10.3389/fpsyg.2021.759347
- Shi J, Wang H, Shi S, Yuan G, Jia Q, Shi S, et al. Bibliometric analysis of calcium channel research (2010–2019). *Channels*. (2020) 14:193–202. doi: 10.1080/19336950.2020.1788903
- Irwin DE, Milsom I, Hunskaar S, Reilly K, Kopp Z, Herschorn S, et al. Population-based survey of urinary incontinence, overactive bladder, and other lower urinary tract symptoms in five countries: results of the EPIC study. *Eur Urol*. (2006) 50:1306–14; discussion 1314–5. doi: 10.1016/j.eururo.2006.09.019
- Chapple CR, Khullar V, Gabriel Z, Muston D, Bitoun CE, Weinstein D. The effects of antimuscarinic treatments in overactive bladder: an update of a systematic review and meta-analysis. *Eur Urol*. (2008) 54:543–62. doi: 10.1016/j.eururo.2008.06.047
- Coyne KS, Sexton CC, Irwin DE, Kopp ZS, Kelleher CJ, Milsom I. The impact of overactive bladder, incontinence and other lower urinary tract symptoms on quality of life, work productivity, sexuality and emotional well-being in men and women: results from the EPIC study. *BJU Int*. (2008) 101:1388–95. doi: 10.1111/j.1464-410X.2008.07601.x
- Drake MJ, Kanai A, Bijos DA, Ikeda Y, Zabarova I, Vahabi B, et al. The potential role of unregulated autonomous bladder micromotions in urinary storage and voiding dysfunction; overactive bladder and detrusor underactivity. *BJU Int*. (2017) 119:22–9. doi: 10.1111/bju.13598
- Li JR, Wang SS, Lin CH, DE Groat WC, Cheng CL. Positive association of Male overactive bladder symptoms and androgen deprivation: a nationwide population-based cohort study. *Anticancer Res*. (2019) 39:305–11. doi: 10.21873/anticancer.13112
- Pena VN, Engel N, Gabrielson AT, Rabinowitz MJ, Herati AS. Diagnostic and management strategies for patients with chronic prostatitis and chronic pelvic pain syndrome. *Drugs Aging*. (2021) 38:845–86. doi: 10.1007/s40266-021-00890-2
- Burnett AL, Nehra A, Breaux RH, Culkin DJ, Faraday MM, Hakim LS, et al. Erectile dysfunction: AUA guideline. *J Urol*. (2018) 200:633–41. doi: 10.1016/j.juro.2018.05.004
- Patrick DL, Rowland D, Rothman M. Interrelationships among measures of premature ejaculation: the central role of perceived control. *J Sex Med*. (2007) 4:780–8. doi: 10.1111/j.1743-6109.2007.00464.x
- Irwin DE, Kopp ZS, Agatep B, Milsom I, Abrams P. Worldwide prevalence estimates of lower urinary tract symptoms, overactive bladder, urinary incontinence and bladder outlet obstruction. *BJU Int*. (2011) 108:1132–8. doi: 10.1111/j.1464-410X.2010.09993.x
- Gallagher P, Ryan C, Byrne S, Kennedy J, O'Mahony D. STOPP (Screening tool of older Person's Prescriptions) and START (screening tool to alert doctors to right treatment). consensus validation. *Int J Clin Pharmacol Ther*. (2008) 46:72–83. doi: 10.5414/CP46072
- Oelke M, Bachmann A, Descazeaud A, Emberton M, Gravas S, Michel MC, et al. European Association of urology. EAU guidelines on the treatment and follow-up of non-neurogenic Male lower urinary tract symptoms including benign prostatic obstruction. *Eur Urol*. (2013) 64:118–40. doi: 10.1016/j.eururo.2013.03.004
- McVary KT, Roehrborn CG, Avins AL, Barry MJ, Bruskewitz RC, Donnell RF, et al. Update on AUA guideline on the management of benign prostatic hyperplasia. *J Urol*. (2011) 185:1793–803. doi: 10.1016/j.juro.2011.01.074
- Gratzke C, Bachmann A, Descazeaud A, Drake MJ, Madersbacher S, Mamoulakis C, et al. EAU Guidelines on the assessment of non-neurogenic Male lower urinary tract symptoms including benign prostatic obstruction. *Eur Urol*. (2015) 67:1099–109. doi: 10.1016/j.eururo.2014.12.038
- Chapple CR, Nazir J, Hakimi Z, Bowditch S, Fatoye F, Guelfucci F, et al. Persistence and adherence with mirabegron versus antimuscarinic agents in patients with overactive bladder: a retrospective observational study in UK clinical practice. *Eur Urol*. (2017) 72:389–99. doi: 10.1016/j.eururo.2017.01.037
- Salvatore S, Serati M, Origoni M, Candiani M. Is overactive bladder in children and adults the same condition? ICI-RS 2011. *Neurourol Urodyn*. (2012) 31:349–51. doi: 10.1002/nau.22223
- Ramsay S, Lapointe É, Bolduc S. Comprehensive overview of the available pharmacotherapy for the treatment of non-neurogenic overactive bladder in children. *Expert Opin Pharmacother*. (2022) 23:991–1002. doi: 10.1080/14656566.2022.2072212