



OPEN ACCESS

EDITED BY

Audra Van Wart,
Brown University, United States

REVIEWED BY

Andrew Plume,
International Center for the Study of
Research, Elsevier, United Kingdom
Nancy Schwartz,
The University of Chicago, United States

*CORRESPONDENCE

Nafisa M. Jadavji
✉ nafisa.jadavji@arizona.edu;
✉ nafisa.jadavji@mail.mcgill.ca

RECEIVED 09 August 2024

ACCEPTED 04 November 2024

PUBLISHED 25 November 2024

CITATION

Flynn B, Kozik AJ, Cheng Y, Hagan AK, Ng J,
Smith CT, Haage A and Jadavji NM (2024) An
updated and expanded characterization of the
biological sciences academic job market.
Front. Res. Metr. Anal. 9:1473940.
doi: 10.3389/frma.2024.1473940

COPYRIGHT

© 2024 Flynn, Kozik, Cheng, Hagan, Ng,
Smith, Haage and Jadavji. This is an
open-access article distributed under the
terms of the [Creative Commons Attribution
License \(CC BY\)](#). The use, distribution or
reproduction in other forums is permitted,
provided the original author(s) and the
copyright owner(s) are credited and that the
original publication in this journal is cited, in
accordance with accepted academic practice.
No use, distribution or reproduction is
permitted which does not comply with these
terms.

An updated and expanded characterization of the biological sciences academic job market

Brooklynn Flynn¹, Ariangela J. Kozik², You Cheng³,
Ada K. Hagan⁴, Jennifer Ng⁵, Christopher T. Smith⁶,
Amanda Haage⁷ and Nafisa M. Jadavji^{8,9,10*}

¹College of Osteopathic Medicine, Midwestern University, Glendale, AZ, United States, ²Division of Pulmonary and Critical Care Medicine, Department of Internal Medicine, University of Michigan, Ann Arbor, MI, United States, ³Department of Neurology, Massachusetts General Hospital, Harvard Medical School, Boston, MA, United States, ⁴Alliance SciComm & Consulting, LLC, Russellville, TN, United States, ⁵Department of Educational Leadership and Policy Studies, University of Kansas, Lawrence, KS, United States, ⁶Office of Research and Innovation, Virginia Polytechnic Institute and State University, Blacksburg, VA, United States, ⁷Biomedical Sciences, University of North Dakota, Grand Forks, ND, United States, ⁸Department of Child Health, University of Arizona, Phoenix, AZ, United States, ⁹Biomedical Sciences, Division Physiology, Southern Illinois University, Carbondale, IL, United States, ¹⁰Department of Neuroscience, Carleton University, Ottawa, ON, Canada

Introduction: In the biological sciences, many areas of uncertainty exist regarding the factors that contribute to success within the faculty job market. Earlier work from our group reported that beyond certain thresholds, academic and career metrics like the number of publications, fellowships or career transition awards, and years of experience did not separate applicants who received job offers from those who did not. Questions still exist regarding how academic and professional achievements influence job offers and if candidate demographics differentially influence outcomes.

Methods: To continue addressing these gaps, we initiated surveys collecting data from faculty applicants in the biological sciences field for three hiring cycles in North America (Fall 2019 to the end of May 2022), a total of 449 respondents were included in our analysis.

Results and discussion: These responses highlight the interplay between various scholarly metrics, extensive demographic information, and hiring outcomes, and for the first time, allowed us to look at persons historically excluded due to ethnicity or race (PEER) status in the context of the faculty job market. Between 2019 and 2022, we found that the number of applications submitted, position seniority, and identifying as a women or transgender were positively correlated with a faculty job offer. Applicant age, residence, first generation status, and number of postdocs, however, were negatively correlated with receiving a faculty job offer. Our data are consistent with other surveys that also highlight the influence of achievements and other factors in hiring processes. Providing baseline comparative data for job seekers can support their informed decision-making in the market and is a first step toward demystifying the faculty job market.

KEYWORDS

biological sciences, peer status, faculty job market, gender, gender non-conforming (GNC), post-doctoral, early career

1 Introduction

Landing a faculty position in the biomedical fields is competitive and full of challenges due to the job market dynamics, personal characteristics, and the negative effects of the pandemic (Gonzales et al., 2023; Kozik et al., 2022; Doyle et al., 2021). In biomedical fields, the number of PhD holders increases each year, but faculty positions have remained stagnant (AAUP, 2023). Estimates suggest that there is only one tenure track faculty position available for every 6.3 PhD graduates (Ghaffarzadegan et al., 2014). These dynamics have led to increased pressure on prospective faculty entering the job market and shifting sentiments among PhD holders in deciding if this is a career they want to pursue (NIH Advisory Committee to the Director, 2024). To compete for faculty positions, PhD holders are increasingly compelled to stay in low paying “training” positions (i.e. postdoctoral positions) for extended periods (Cheng, 2023; Kahn and Ginther, 2017). Additionally, there has been a decrease in the number of PhD holders with an interest in completing a postdoc altogether, due to specific job attributes, economic stressors, and the PhD holder’s perceptions of their own research (Roach and Sauermann, 2017). Our research on the faculty job market is interested in determining factors that lead to success on the faculty job market given this climate (Kozik et al., 2022; Mollet et al., 2023; Fernandes et al., 2020). We have recently shown that the COVID-19 did impact the faculty job market for a few years, but the long-term impact on faculty positions has been resolved (Kozik et al., 2022).

Since conducting our first survey in 2018 (Fernandes et al., 2020), we have aimed to expand our research to investigate diversity in the faculty job market. The diversity of biomedical sciences PhD holders is not reflected in the make-up of current faculty members and the number of underrepresented minority (URM) candidates hired each year has decreased (Lambert et al., 2020). Furthermore, there have been studies demonstrating that ethnicity and race affect the job offers of PhDs (Asai, 2020; Griffin, 2019; Rodgers and Liera, 2023). To expand our analysis of factors that lead to success on the biological sciences faculty job market, in the present study we specifically asked PhD holder whether they were classified as persons excluded because of their ethnicity or race (PEER) (Asai, 2020). Including PEER status will allow our research to start characterizing this population of PhD holders, since historic data has shown that applicants who were white, male, and gender-conforming received a disproportionate number of faculty job offers compared to their counterparts who had PEER status or were female or transgender (Asai, 2020). Furthermore, at present there is an underexplored focus of analysis of how gender and gender identity impact the number of faculty job offers a PhD holder may receive. There has been some initial description of the impact (Spoon et al., 2023; LaBerge et al., 2024), but it still requires additional work.

Our research is interested in determining factors that lead to success on the faculty job market (Kozik et al., 2022; Mollet et al., 2023; Fernandes et al., 2020). This study builds and expands our previous work in the fields of biological sciences to incorporate how PEER and transgender/gender non-conforming (GNC) status impact faculty job offers. We have also included modeling data from our respondents that has characterized what specific factors resulted in job offers for our respondents. Data were collected

by self-reported surveys after three job cycles (2019–2020, 2020–2021, and 2021–2022) measuring gender, undergraduate institution type, number of postdoctoral positions, career transition awards, publications, fellowships, number of applications submitted, and the field of the applicants. Each cycle is July to July, candidates start looking in July and hopefully have an offer by May/June to start the following August.

2 Materials and methods

2.1 Ethics

Participation in surveys was voluntary and the respondents could choose to stop responding to the surveys at any time. The three “Job Applicant” surveys were verified by the University of North Dakota Institutional Review Board (IRB project number: IRB-201908-045) as exempt according to 4 5CFR46.101(b)(2): anonymous surveys no risk on 08/29/2019.

2.2 Data collection

Individuals from the biological sciences field were included in this analysis. We designed a survey to collect self-reported demographics and academic metrics for assistant professor applicants during the 2019–2020, 2020–2021, and 2021–2022 academic job search cycles. These surveys were open from May to September of each cycle. Respondents were not required to answer all questions. Variables of interest for this analysis included faculty application process outcomes such as interviews, offers and their corresponding institutions; applicant offer responses; and applicant demographics including gender, race, research category, and position. Respondents were also asked to report several productivity metrics including the number of peer-reviewed papers, first-author peer-reviewed papers, *Cell/Nature/Science* (CNS) papers, and first-author CNS papers they published as well as their Google Scholar citation number and h-index. Respondents were also asked about research funding, including post-doctoral fellowship grants.

The survey was distributed on social media platforms including the Future PI Slack group, Twitter, and Facebook as well as by several postdoctoral association mailing lists in North America and Europe. Survey responses that did not meet the minimum completion threshold of 33%, indicated the respondent had previously held a tenure-track position, or did not report submitting any applications were dropped from the analysis. Only respondents who self-categorized their research as biology were included in this analysis.

Aggregated data and survey questions are available in the GitHub repository: https://github.com/Faculty-Job-Market-Collab/Jadavji_Biomed_Frontiers_2024.

2.3 Data categorization and analysis

Where institutions were named, the institution names were cleaned manually and joined with the 2018 Carnegie classification

TABLE 1 Demographics of biological sciences faculty job market survey respondents after the 2019 to 2022 job cycles.

	<i>n</i>	%
Total respondents	449	
Gender		
LGB+/GNC	61	13.12
Man	150	32.26
No response	1	0.22
Woman	253	54.41
Age		
26–30 years old	36	7.74
31–35 years old	251	53.98
36–40 years old	146	31.4
41+ years old	32	6.88
Dependents		
No	305	65.59
Yes, one child	83	17.85
Yes, multiple children/adult(s)	77	16.56
Disability status		
No	400	86.02
No response	12	2.58
Yes	53	11.4
First generation		
PhD student		
No	93	20
Unsure	3	0.65
Yes	369	73.98
Undergraduate		
No	344	73.98
Unsure	4	0.86
Yes	117	25.16
Position at time of survey		
Non-tenure track faculty	59	12.69
PhD candidate (ABD)	3	0.65
Postdoc	318	68.39
Tenure track assistant professor	46	9.89
Not applicable	39	8.39
Residence		
Canada	29	6.24
Other	24	5.16
USA	412	88.6
Legal status		
Citizen/resident	370	79.57
Not applicable	1	0.22
Other	10	2.15
Visa	84	18.06

ABD, all but dissertation; GNC, gender non-conforming (e.g. transgender, gender fluid); LGB+, lesbian, gay, bisexual, plus.

data (<https://carnegieclassifications.iu.edu/downloads.php>). Using these data, we classified educational institutions based on the National Science Foundation definition for primarily undergraduate institutions (PUIs). PUIs were classified as colleges and universities that awarded 20 or fewer Ph.D./D.Sci. degrees during the previous academic year. An institution with more than 20 Ph.D./D.Sci. degrees awarded during the previous academic year was classified as a research intensive (RI) institution.

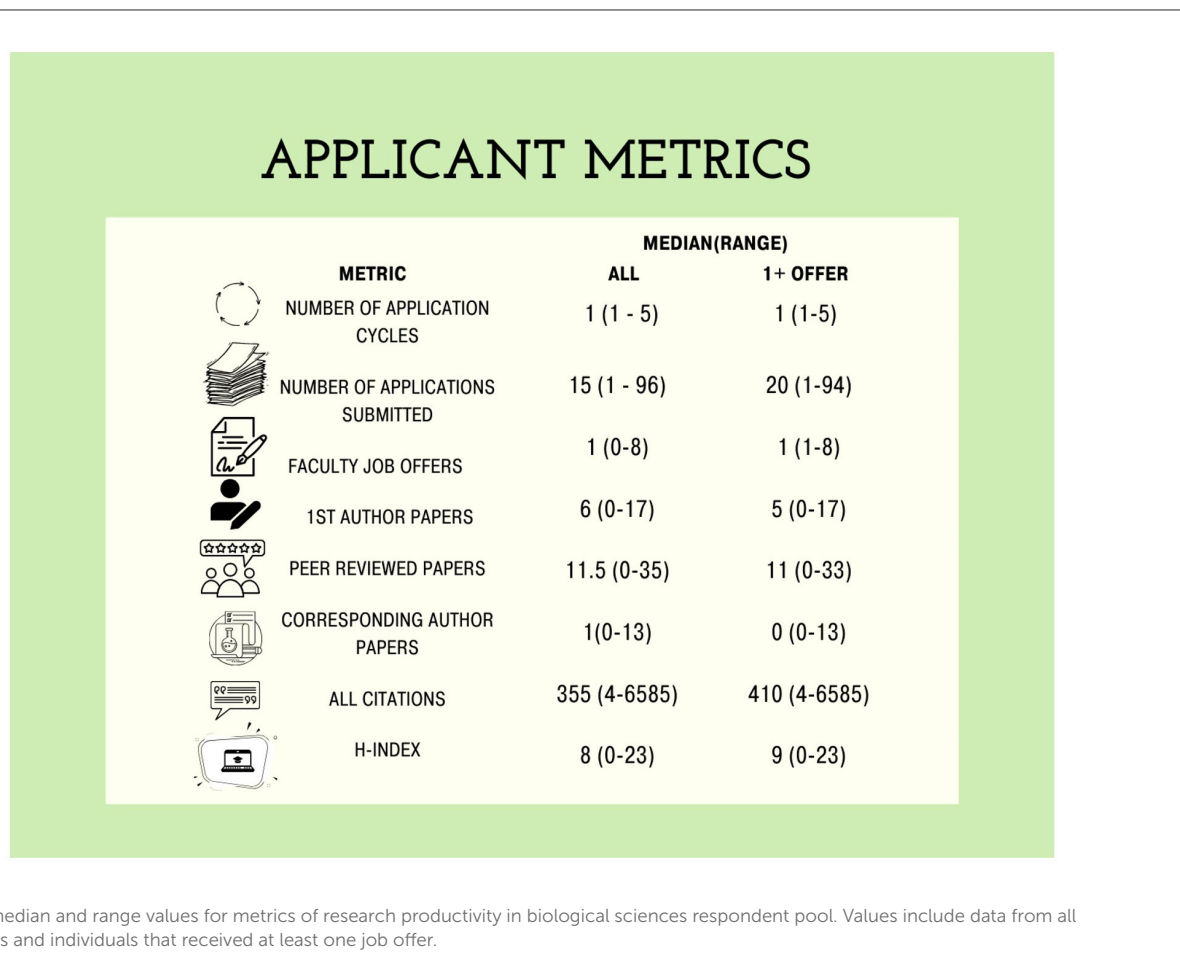
Respondents were grouped into three gender-based categories: man, woman, and trans/gender non-conforming (LGB+/GNC). Respondents were also grouped into two race/ethnicity-based categories: Persons historically excluded due to ethnicity or race (PEER) and non-PEER (Asai, 2020). Respondents were allowed to select as many identities as appropriate from the following list: (i) African-American/Black/African, (ii) Asian-American/Asian, (iii) Caucasian-American/European, (iv) Caucasian-American/North African or Middle Eastern, (v) North American Hispanic/Latinx, (vi) South/Central American, (vii) Caribbean Islander, (viii) North American Indigenous, (ix) Oceania, and (x) Not Listed. Respondents who identified only as Asian-American/Asian, Caucasian-American/European, and/or Caucasian-American/North African or Middle Eastern were considered non-PEER individuals whereas those who selected at least one of the remaining seven race/ethnicity options were considered PEER individuals.

Data were manipulated and visualized using R statistical software (version 4.2.2) and relevant packages. The Pearson's Chi-squared test with simulated *p*-values was used to compare respondent demographics and application outcomes. Wherever statistical analyses were used, the tests are reported in the corresponding figure legend. A *p*-value of <0.05 was considered significant. All code used for data analysis and visualization are available in the GitHub repository: https://github.com/Faculty-Job-Market-Collab/Jadavji_Biomed_Frontiers_2024.

2.4 Prediction of faculty application outcomes using machine learning approaches

Here, we predicted faculty application outcomes in the biological sciences participants from all three cycles (2019–2022) based on relevant variables mentioned above, including: gender, age, residence, disability, first-generation undergraduate status, PEER status, number of dependents, position at the time of application, number of postdocs, number of application cycles, number of first-author papers, number of peer-reviewed papers, number of Google Scholar citations, and Google Scholar h-index.

We first standardized the features using the StandardScaler function from the Python scikit-learn library (v 1.2.2), ensuring a mean of 0 and a standard deviation of 1. Then we trained a logistic LASSO [least absolute shrinkage and selection operator (LASSO)] regression model (Tibshirani, 1996) with the above features and binary application outcome labels (i.e., received an offer or not) also using the Python scikit-learn library (v 1.2.2). This model was selected due to potential multicollinearity among independent variables. A 10-fold cross-validation was employed



using the KFold method to ensure the robustness of our results. The logistic regression model was configured with the “liblinear” solver, a maximum of 1,000 iterations, and a penalty parameter $C = 1$. The average accuracy and its standard deviation across the folds were calculated using the `cross_val_score` function. For hyperparameter tuning, GridSearchCV was utilized to find the optimal penalty parameter C and the maximum number of iterations. The best estimator was identified and validated using the area under the receiver operating characteristic curve (AUROC) as the scoring metric.

To evaluate the model performance, we reported the AUROC, sensitivity, and specificity. Further, we reported the feature importance ranking (based on odds ratio) to understand the predictive power of each variable in the model. Feature importance was visualized using a bar plot of the non-zero coefficients from the logistic regression model. All modeling analyses were conducted in Python (v 3.10.12). All code used for data analysis and visualization are available in the GitHub repository: https://github.com/Faculty-Job-Market-Collab/Jadavji_Biomed_Frontiers_2024.

3 Results

We designed a survey for early-career researchers aimed at bringing transparency to the academic job market. Respondents in biological sciences were included in this study. The survey was distributed via Twitter, the Future PI Slack group, and

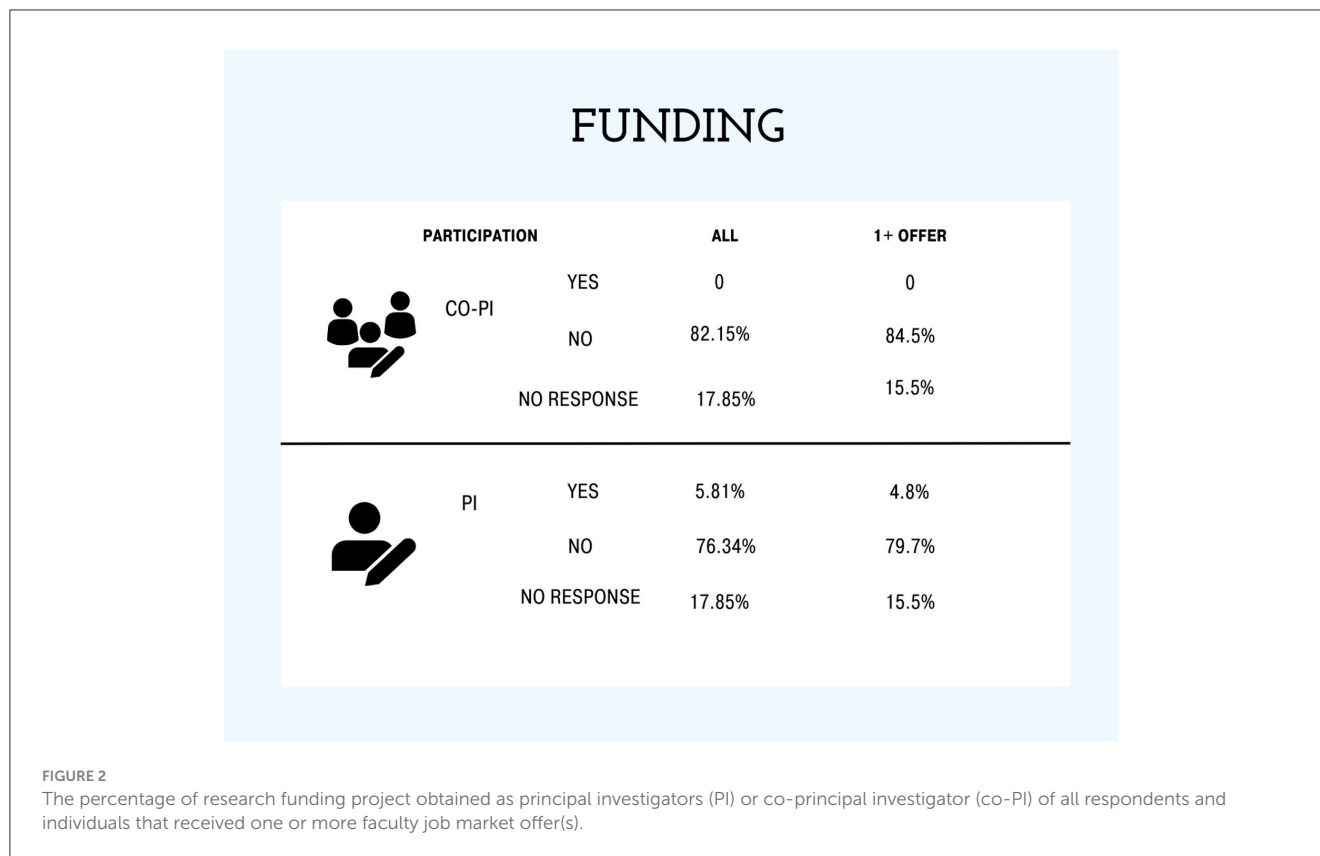
email listservs of multiple postdoctoral associations. The resulting 449 responses (Table 1) were from self-identified early-career researchers in the biological sciences who applied for academic positions in the 2019–2020 ($n = 231$), 2020–2021 ($n = 64$), and 2021–2022 ($n = 154$) application cycles. This data is also available on our Faculty Job Market Collaboration Dashboard (<https://faculty-job-market-collab.org/dashboard/>).

3.1 Demographics of respondents

Most respondents were women (54.41%, Table 1) and between the ages of 31–35 (53.98%). A percentage (13.12%) of respondents were LGB+/GNC. Furthermore, a portion (34.41%) of respondents had dependents, and most were first generation graduate students (79.35%). A subset of respondents indicated a disability status (13.98%). Applicants were mostly postdocs (68.39%) and from the US (88.6%). We did collect responses from Canadian residents (6.24%) as well as those with other countries of residence (5.16%).

3.2 Respondent application process

Through our survey we collected several academic metrics that we have previously examined in order to generate a longitudinal data set, which has facilitated the creation of our data dashboard



(Kozik et al., 2022; Mollet et al., 2023; Fernandes et al., 2020). Respondents reported a wide range in the number of submitted applications from minimum of 1 to a maximum of 96 (median: 15; Figure 1). The median number of faculty job offers was 1 with a range of 0 to 8. Applicants had a median number of six first-author papers with a median of 11.5 peer reviewed papers and one corresponding author paper. The median number of citations for candidates was 355 with a range of 4 to 6585. The most common number of citations (mode) was 935. The median h-index (as obtained through Google Scholar) of respondents was 8 with a range of 0 to 23. In Figure 1 (second column) we also include metrics of respondents that obtained at least one job off.

In terms of funding, most respondents were not listed as a principal investigator (PI; 76.34%) or Co-PI (82.15%) on a research project grant (Figure 2). A small portion (4%) of respondents that received job offers held research grants as a PI.

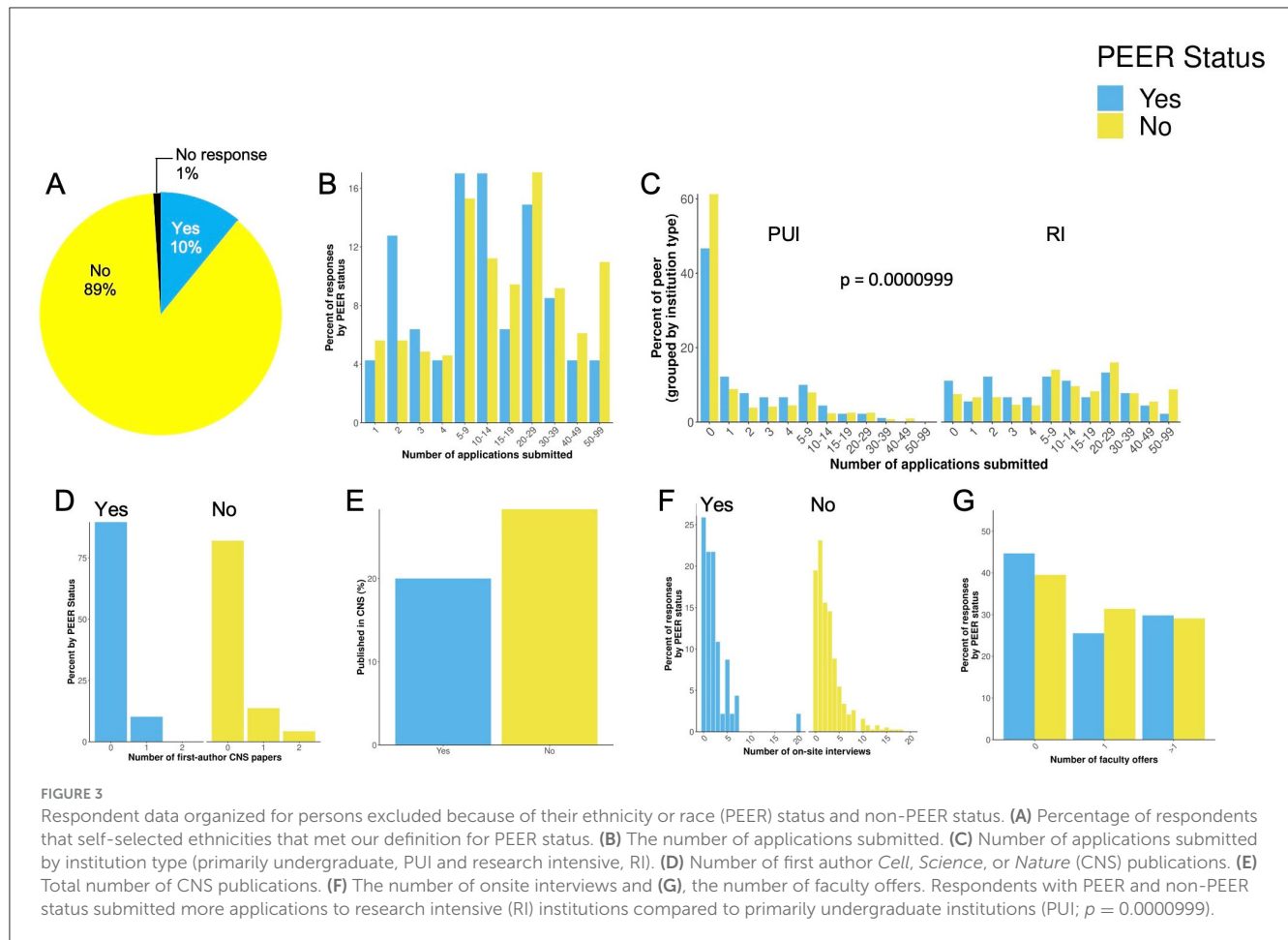
3.3 Impact of PEER status on the academic job market

Most respondents to our survey did not select ethnicities that met our definition of a PEER status (Figure 3A) (Asai, 2020). We did investigate whether there were differences between PEER and non-PEER groups in terms of some scholarly metrics and success on the faculty job market. There was no difference in the total number of applications submitted for faculty jobs between PEER

and non-PEER groups (Figure 3B). However, both PEER and non-PEER status PhD holders applied to more RI institutions compared to PUIs (Figure 3C, $p = 0.000099$). There was no difference in the number of CNS first author papers (Figure 3D), total number of CNS papers published (Figure 3E), or number of onsite interviews (Figure 3F) between PEER and non-PEER groups. Overall, we did not observe differences in the number of faculty offers between PEER and non-PEER groups (Figure 3G). Additionally, we report that in our survey respondents having PEER status and being a first-generation undergraduate student were positively correlated ($r = 0.219$, $p = 0.0001$). This was a positive but weak correlation as it was not significant ($r = 0.006$, $p = 0.207$).

3.4 Impact of gender on the academic job market

As mentioned above, many of our survey respondents identified as women (54.41%, Table 1). We did not see a difference in the number of applications submitted (Figure 4A) between men, women, and LGB+/GNC respondents. Most applicants, regardless of gender, reported applying for positions at RI institutions compared to PUIs ($p = 0.0000499$, Figure 4B). There was no difference in the percentage of publications in CNS (Figure 4C), but women and LGB+/GNC had fewer first-author publications in CNS (Figure 4D, $p = 0.01129$). There was no difference between genders in the number of onsite interviews (Figure 4E). Overall,



our data showed that women had more job offers (Figure 4F, $p = 0.0229$).

3.5 Factors that predict success on the academic job market

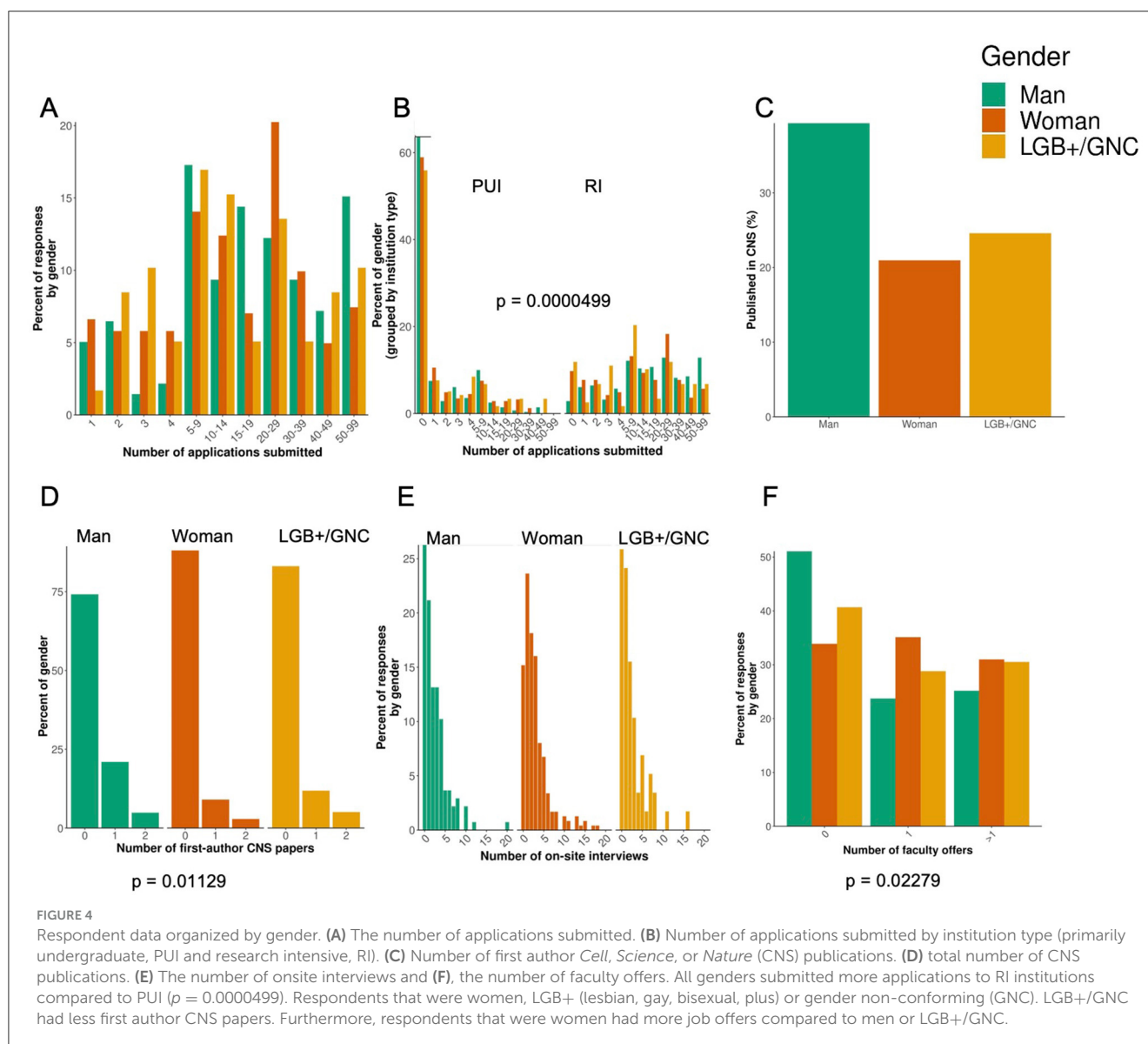
We implemented the LASSO logistic regression model using data from all three cycles (2019–2022) ($n = 449$; 287 or 63.92% received offers). The model achieved an area under the receiver operating characteristic curve (AUROC) of 0.68 (95% C.I.: 0.53–0.83), with a sensitivity of 0.84 at a specificity of 0.36, suggesting that the model is better at identifying candidates who would successfully receive a job offer than excluding those who would not. The feature importance descends in the following order (largest effect first): number of applications (positive), senior position at the time of application (positive), number of postdocs (negative), gender (positive, woman = 1, men = 0), whether is first generation undergraduate (negative), age (negative), and residence (negative, reside out of U.S. or C.A. = 1; Figure 5). In summary, job candidates in biological sciences who submitted more applications in the most recent cycle, had a more senior academic position, and/or were women or LGB+/GNC had higher odds of receiving a faculty offer; in contrast, job candidates who conducted more rounds of postdocs, were first generation undergraduate, older in

age, and reside outside of U.S. or C.A. had lower odds of receiving a faculty offer.

4 Discussion

In the biological sciences the faculty job market is elusive, and most PhD holders have an incomplete understanding of what is required to be successful nor when they should go on the market. To shed some light on factors that make individuals competitive for faculty positions in the biomedical field, we started a national collaboration in 2018 (Fernandes et al., 2020). This current study is a continuation of our initial work. In addition, we have also expanded our research to include disability and PEER status, as well as LGB+/GNC individuals. For this study, we surveyed individuals who were on the faculty job market for a biological sciences position after three cycles spanning 2019 to 2022. Our present study has shown that more job applications submitted results in more offers. Additionally, we have also shown that there is not a significant impact of PEER status on obtaining a faculty job offer in the biological sciences. We also show that women respondents obtained more job offers, and men respondents had more CNS first-author papers. Furthermore, our results show that increasing the number of postdoc positions did not result in more job offers.

Our results from this study are consistent with data from our previous work in 2018, which showed that the number of job



applications submitted is positively correlated with the number of job offers received (Fernandes et al., 2020). Most faculty job market applicants are encouraged to apply broadly (Jay et al., 2019). Our data for now four (2018–2019, 2019–2022) job cycles has shown that more applications submitted is positively correlated with a job offer (Fernandes et al., 2020). Furthermore, faculty hiring is not standardized, and search committees sometimes have vague (Dickey, 2019) research classification or change their direction in research areas based on applications they received (LaBerge et al., 2024; O'Meara et al., 2023). PhD holders that are on the faculty job market may consider broadly applying to jobs to increase the number of the applications they submit and consider that sometimes job ads are left vague on purpose. It is important to note that work in the faculty job market field shows that institutional prestige and PhD advisor involvement may also play a role in landing a faculty job (Fernandes et al., 2020; Pinheiro et al., 2017; Wapman et al., 2022; University World News, 2024).

Our survey is voluntary to begin, and all questions are optional. Interestingly, we report that women had more job offers than men. In the present study, we had more women respondents (54.4%) than men. Other survey respondent studies have shown that women are more likely to complete surveys online (Smith, 2008). Recruiting all three gender categories for future surveys will help remove this bias in the data.

Our modeling data show that the number of postdocs was found to correlate with lower faculty job application success. Of the 449 respondents, 68.39% of them were postdocs at the time of survey completion, while <10% were hired as tenure-track assistant professors. These results were unexpected because of the assumption that a longer or greater number of postdocs would increase the competitiveness of the application (Cheng, 2023). It is possible that postdocs who were unsuccessful in their academic job search were more likely to participate in the survey. Other negative coefficients were first generation undergraduates, age, and gender. Further research into the PhD job market should

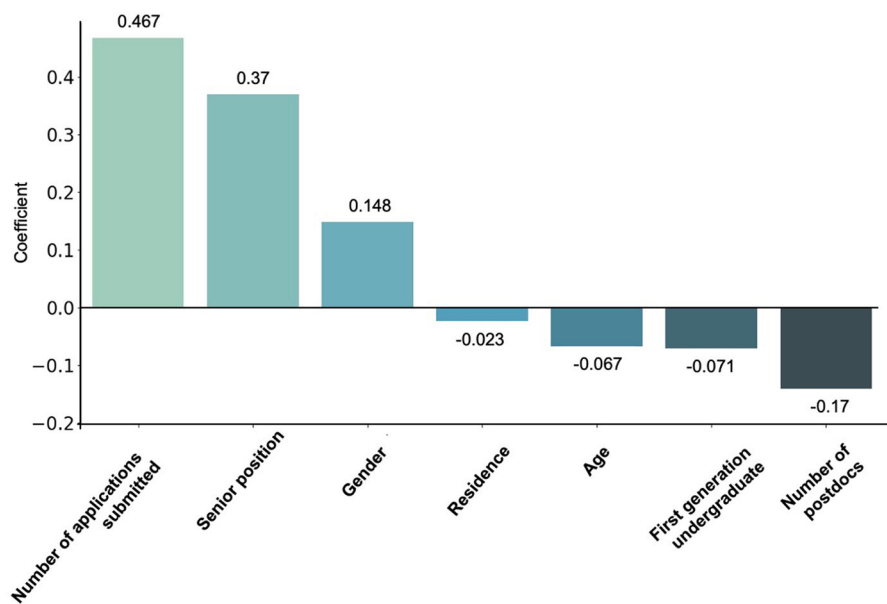


FIGURE 5

Regression model analysis showing the relationship between factors and receiving faculty job offers in the biological sciences over three cycles (2019–2022). We report a positive relationship following order (largest effect first): number of applications submitted, senior positions, and gender (identifying as a women). Negative relationships are reported for residence, age, first generation undergraduate status, and the number of postdocs.

account for additional extrinsic factors to get a more complete understanding of the evolving job market and should include a greater number of faculty respondents to eliminate any bias in the data.

In the present study, we expanded our survey to include persons excluded because of their ethnicity or race (PEER) status. When comparing the number of faculty applications PEER and non-PEER status PhD's, both groups submitted a comparable number, with PEER and non-PEER counterparts both submitting more applications to RI institutions. In terms of academic and career merits, non-PEERs had a greater percentage of first authorship CNS papers, a lower number of on-site interviews, and a higher number of faculty offers, it is important to note that these were trends in the data and not mathematically different. These findings may suggest that PEER status can affect the success of a candidate's faculty job market application, even when other academic metrics exceed those of non-PEER applicants. Additionally, we report that most PEER status respondents were first-generation college undergraduate students, which is interesting, this positive correlation was not as strong for PhD students. Our work has generated some interesting data in relation to PEER status, but also suggests that the experiences of PEER faculty applicants should be studied in more depth.

Our collaborative research group has continued to provide more insight into what factors play an important role in landing a faculty job in the biological sciences. The data from this survey is available online through our dashboard (<https://faculty-job-market-collab.org/dashboard>). We strongly believe that further data collection is vital for future trainees, advisors,

and administrators to help facilitate career development and decision making regarding whether to go on the job market. However, it is likely that numbers and metrics alone do not fully capture the dynamics of the process. Each PhD holder that participated in the faculty job market has a unique trajectory, perceptions, and experiences on the market that is not captured by our quantitative data collection, therefore compiling these experiences into a qualitative analysis would further enrich our understanding and provide relevant insight to efforts to broaden participation in academic biological and biomedical science.

Data availability statement

The datasets presented in this study can be found in online repositories. The names of the repository/repositories and accession number(s) can be found below: Faculty Job Market Collaboration Data Dashboard (<https://faculty-job-market-collab.org/dashboard/>). Faculty Job Market Collaboration generated and anonymized dataset (https://github.com/Faculty-Job-Market-Collab/Jadavji_Biomed_Frontiers_2024).

Ethics statement

The studies involving humans were approved by University of North Dakota Institutional Review Board (IRB) as Exempt according to 45CFR46.101(b)(2): Anonymous Surveys No Risk on 08/29/2019. IRB project number: IRB-201908-045. The studies were conducted in accordance with the

local legislation and institutional requirements. Written informed consent for participation was not required from the participants or the participants' legal guardians/next of kin.

Author contributions

BF: Writing – original draft, Writing – review & editing. AK: Conceptualization, Data curation, Formal analysis, Funding acquisition, Investigation, Methodology, Project administration, Resources, Supervision, Validation, Visualization, Writing – original draft, Writing – review & editing. YC: Conceptualization, Data curation, Formal analysis, Investigation, Methodology, Project administration, Resources, Software, Supervision, Validation, Visualization, Writing – original draft, Writing – review & editing. AKH: Conceptualization, Data curation, Formal analysis, Funding acquisition, Investigation, Methodology, Project administration, Resources, Software, Supervision, Validation, Visualization, Writing – original draft, Writing – review & editing. JN: Writing – original draft, Writing – review & editing. CS: Conceptualization, Data curation, Formal analysis, Funding acquisition, Investigation, Methodology, Project administration, Resources, Software, Supervision, Validation, Visualization, Writing – original draft, Writing – review & editing. AH: Conceptualization, Data curation, Formal analysis, Funding acquisition, Investigation, Methodology, Project administration, Resources, Software, Supervision, Validation, Visualization, Writing – original draft, Writing – review & editing. NJ: Conceptualization, Funding acquisition, Investigation, Methodology, Project administration, Resources, Supervision, Visualization, Writing – original draft, Writing – review & editing.

References

- AAUP (2023). *Data Snapshot: Tenure and Contingency in US Higher Education*. Available at: <https://www.aaup.org/article/data-snapshot-tenure-and-contingency-higher-education> (accessed July 22, 2024).
- Asai, D. J. (2020). Race matters. *Cell* 181, 754–757. doi: 10.1016/j.cell.2020.03.044
- Cheng, S. D. (2023). What's another year? The lengthening training and career paths of scientists. *PLoS ONE* 18:e0285550. doi: 10.1371/journal.pone.0285550
- Dickey, C. (2019). *Perspective | The academic job market is a nightmare. Here's one way to fix it*. *Washington Post*. Available at: <https://www.washingtonpost.com/outlook/2019/04/15/job-market-academics-is-nightmare-heres-one-way-fix-it/> (accessed July 30, 2024).
- Doyle, J. M., Morone, N. E., Proulx, C. N., Althouse, A. D., Rubio, D. M., Thakar, M. S., et al. (2021). The impact of the COVID-19 pandemic on underrepresented early-career PhD and physician scientists. *J. Clin. Transl. Sci.* 5:e174. doi: 10.1017/cts.2021.851
- Fernandes, J. D., Sarabipour, S., Smith, C. T., Niemi, N. M., Jadavji, N. M., Kozik, A. J., et al. (2020). A survey-based analysis of the academic job market. *eLife* 9:e54097. doi: 10.7554/eLife.54097
- Ghaffarzadegan, N., Hawley, J., and Desai, A. (2014). Research workforce diversity: the case of balancing national versus international postdocs in research. *Syst. Res. Behav. Sci.* 31, 301–315. doi: 10.1002/sres.2190
- Gonzales, L. D., Culpepper, D., and Anderson, J. (2023). "An analysis of academic hiring research and practice and a lens for the future: how labor justice can make a better academy," in *Higher Education: Handbook of Theory and*

Funding

The author(s) declare financial support was received for the research, authorship, and/or publication of this article. This work was funded by the Burroughs Wellcome Fund, Grant #1022092.

Acknowledgments

We would like to thank Google Cloud for providing cloud computing resources through their free tier, which supported the predictive modeling in this study.

Conflict of interest

AKH is the owner of Alliance SciComm & Consulting, LLC.

The remaining authors declare that the research was conducted in the absence of any commercial or financial relationships that could be construed as a potential conflict of interest.

The author(s) declared that they were an editorial board member of *Frontiers*, at the time of submission. This had no impact on the peer review process and the final decision.

Publisher's note

All claims expressed in this article are solely those of the authors and do not necessarily represent those of their affiliated organizations, or those of the publisher, the editors and the reviewers. Any product that may be evaluated in this article, or claim that may be made by its manufacturer, is not guaranteed or endorsed by the publisher.

Research: Volume 39, ed. L. W. Perna (Cham: Springer Nature Switzerland), 1–91. doi: 10.1007/978-3-031-32186-3_8-1

Griffin, K. A. (2019). *Redoubling Our Efforts: How Institutions Can Affect Faculty Diversity. Race and Ethnicity in Higher Education*. Available at: <https://www.equityinhighered.org/resources/ideas-and-insights/redoubling-our-efforts-how-institutions-can-affect-faculty-diversity/> (accessed July 31, 2024).

Jay, J., Van Bavel, N. A. L. Jr., and William, A. (2019). Cunningham. In the tough academic job market, two principles can help you maximize your chances. *Science*. doi: 10.1126/science.caredit.aay6941

Kahn, S., and Ginther, D. K. (2017). The impact of postdoctoral training on early careers in biomedicine. *Nat. Biotechnol.* 35, 90–94. doi: 10.1038/nbt.3766

Kozik, A. J., Hagan, A., Jadavji, N. M., Smith, C. T., and Haage, A. (2022). *The U.S. faculty job market survives the SARS-CoV-2 global pandemic*. Available at: <http://biorxiv.org/lookup/doi/10.1101/2022.05.27.493714> (accessed May 26, 2024).

LaBerge, N., Wapman, K. H., Clauset, A., and Larremore, D. B. (2024). Gendered hiring and attrition on the path to parity for academic faculty. *eLife* 13:e93755. doi: 10.7554/eLife.93755.3

Lambert, W. M., Wells, M. T., Cipriano, M. F., Sneva, J. N., Morris, J. A., Golightly, L. M., et al. (2020). Career choices of underrepresented and female postdocs in the biomedical sciences. *eLife* 9:e48774. doi: 10.7554/eLife.48774

Mollet, A., Hagan, A., Smith, C. T., Kozik, A., Jadavji, N., Haage, A., et al. (2023). *Beyond the Leaky Pipeline: A Quantitative Analysis of the Academic Job Market in Humanities and Social Sciences*. Available at: <https://osf.io/jxzt/> (accessed July 19, 2024).

- NIH Advisory Committee to the Director (2024). *ACD Working Group on Re-envisioning NIH-Supported Postdoctoral Training*. Available at: <https://www.acd.od.nih.gov/working-groups/ai.html> (accessed July 22, 2024).
- O'Meara, K., Templeton, L. L., White-Lewis, D. K., Culpepper, D., and Anderson, J. (2023). The safest bet: identifying and assessing risk in faculty selection. *Am. Educ. Res. J.* 60, 330–366. doi: 10.3102/00028312221150438
- Pinheiro, D. L., Melkers, J., and Newton, S. (2017). Take me where I want to go: institutional prestige, advisor sponsorship, and academic career placement preferences. *PLoS ONE* 12:e0176977. doi: 10.1371/journal.pone.0176977
- Roach, M., and Sauermann, H. (2017). The declining interest in an academic career. *PLoS ONE* 12:e0184130. doi: 10.1371/journal.pone.0184130
- Rodgers, A. J., and Liera, R. (2023). When race becomes capital: diversity, faculty hiring, and the entrenchment of racial capitalism in higher education. *Educ. Res.* 52, 444–449. doi: 10.3102/0013189X231175359
- Smith, W. (2008). *Does Gender Influence Online Survey Participation? A Record-Linkage Analysis of University Faculty Online Survey Response Behavior*. Online Submiss.
- Spoon, K., LaBerge, N., Wapman, K. H., Zhang, S., Morgan, A. C., Galesic, M., et al. (2023). Gender and retention patterns among U.S. faculty. *Sci. Adv.* 9:eadi2205. doi: 10.1126/sciadv.adi2205
- Tibshirani, R. (1996). Regression shrinkage and selection via the lasso. *J. R. Stat. Soc. Ser. B Methodol.* 58, 267–288. doi: 10.1111/j.2517-6161.1996.tb02080.x
- University World News (2024). *Faculty hiring and retention: The influence of prestige*. Available at: <https://www.universityworldnews.com/post.php?story=20221116135302140> (accessed October 12, 2024).
- Wapman, K. H., Zhang, S., Clauset, A., and Larremore, D. B. (2022). Quantifying hierarchy and dynamics in US faculty hiring and retention. *Nature* 610, 120–127. doi: 10.1038/s41586-022-05222-x