



## OPEN ACCESS

EDITED AND REVIEWED BY  
Jan M. Hondzinski,  
Louisiana State University,  
United States

\*CORRESPONDENCE  
Ryan W. Langridge  
langrirw@myumanitoba.ca

SPECIALTY SECTION  
This article was submitted to  
Perception Science,  
a section of the journal  
Frontiers in Psychology

RECEIVED 13 September 2022  
ACCEPTED 25 October 2022  
PUBLISHED 15 November 2022

CITATION  
Langridge RW and Marotta JJ (2022)  
Corrigendum: Use of remote data  
collection methodology to test for an  
illusory effect on visually guided cursor  
movements.  
*Front. Psychol.* 13:1042774.  
doi: 10.3389/fpsyg.2022.1042774

COPYRIGHT  
© 2022 Langridge and Marotta. This is  
an open-access article distributed  
under the terms of the [Creative  
Commons Attribution License \(CC BY\)](#).  
The use, distribution or reproduction  
in other forums is permitted, provided  
the original author(s) and the copyright  
owner(s) are credited and that the  
original publication in this journal is  
cited, in accordance with accepted  
academic practice. No use, distribution  
or reproduction is permitted which  
does not comply with these terms.

# Corrigendum: Use of remote data collection methodology to test for an illusory effect on visually guided cursor movements

Ryan W. Langridge\* and Jonathan J. Marotta

Perception and Action Lab, Department of Psychology, University of Manitoba, Winnipeg, MB, Canada

## KEYWORDS

Ebbinghaus illusion, Titchener circles, cursor control, perception, action

## A corrigendum on

### Use of remote data collection methodology to test for an illusory effect on visually guided cursor movements

by Langridge, R. W., and Marotta, J. J. (2022). *Front. Psychol.* 13:922381. doi: 10.3389/fpsyg.2022.922381

In the published article, there was an error in [Figure 4](#) as published. The Y-Axis Label incorrectly stated: Number of Corrective Movements. The correct Y-Axis Label is: Number of Directional Changes. The corrected [Figure 4](#) and its caption appear below.

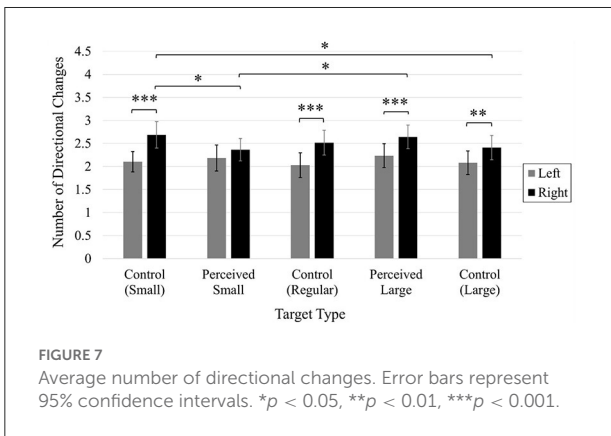
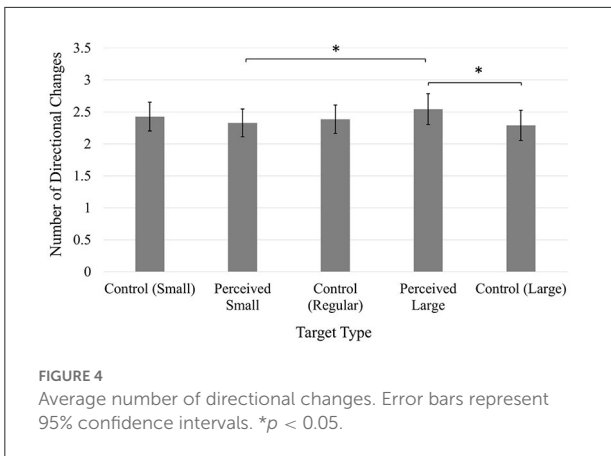
In the published article, there was an error in [Figure 7](#) as published. The Y-Axis Label incorrectly stated: Number of Corrective Movements. The correct Y-Axis Label is: Number of Directional Changes. The corrected [Figure 7](#) and its caption appear below.

In the published article, there was an error in [Figure 10](#) as published. The Y-Axis Label incorrectly stated: Number of Corrective Movements. The correct Y-Axis Label is: Number of Directional Changes. The corrected [Figure 10](#) and its caption appear below.

The authors apologize for these errors and state that they do not change the scientific conclusions of the article in any way. The original article has been updated.

## Publisher's note

All claims expressed in this article are solely those of the authors and do not necessarily represent those of their affiliated organizations, or those of the publisher, the editors and the reviewers. Any product that may be evaluated in this article, or claim that may be made by its manufacturer, is not guaranteed or endorsed by the publisher.



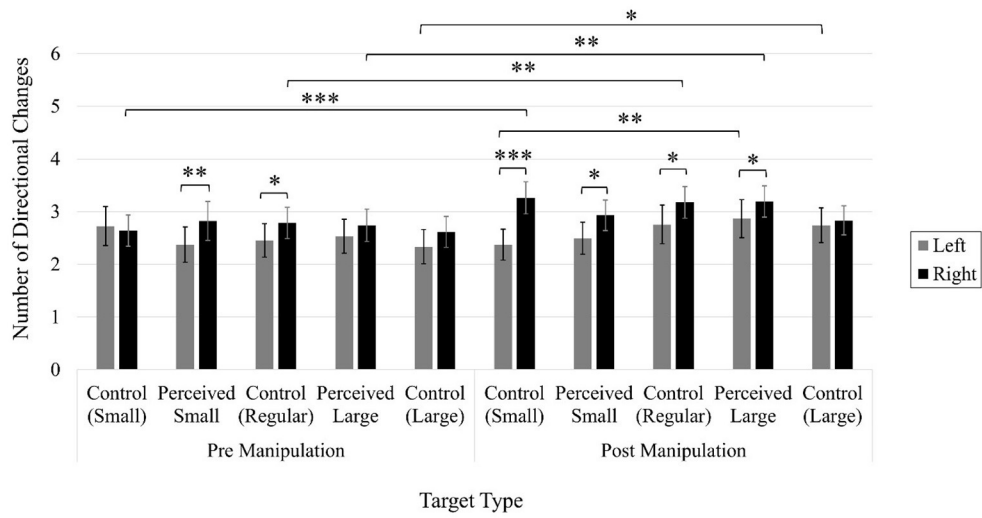


FIGURE 10 Average number of directional changes. Error bars represent 95% confidence intervals. \* $p < 0.05$ , \*\* $p < 0.01$ , \*\*\* $p < 0.001$ .