



“When Music Speaks”: Auditory Cortex Morphology as a Neuroanatomical Marker of Language Aptitude and Musicality

Sabrina Turker^{1*}, Susanne M. Reiterer², Annemarie Seither-Preisler^{1,3} and Peter Schneider^{4,5}

¹ Centre for Systematic Musicology, University of Graz, Graz, Austria, ² Department of Linguistics, University of Vienna, Vienna, Austria, ³ BioTechMed-Graz, Graz, Austria, ⁴ Section of Biomagnetism, Department of Neurology, University Hospital Heidelberg, Heidelberg, Germany, ⁵ Division of Neuroradiology, University Hospital Heidelberg, Heidelberg, Germany

OPEN ACCESS

Edited by:

Niels O. Schiller,
Leiden University, Netherlands

Reviewed by:

Milene Bonte,
Maastricht University, Netherlands
Olga Kepinska,
Leiden University, Netherlands

*Correspondence:

Sabrina Turker
sabrina.turker@uni-graz.at;
turker.sabrina@gmail.com

Specialty section:

This article was submitted to
Language Sciences,
a section of the journal
Frontiers in Psychology

Received: 31 July 2017

Accepted: 17 November 2017

Published: 01 December 2017

Citation:

Turker S, Reiterer SM,
Seither-Preisler A and Schneider P
(2017) “When Music Speaks”:
Auditory Cortex Morphology as
a Neuroanatomical Marker
of Language Aptitude and Musicality.
Front. Psychol. 8:2096.
doi: 10.3389/fpsyg.2017.02096

Recent research has shown that the morphology of certain brain regions may indeed correlate with a number of cognitive skills such as musicality or language ability. The main aim of the present study was to explore the extent to which foreign language aptitude, in particular phonetic coding ability, is influenced by the morphology of Heschl's gyrus (HG; auditory cortex), working memory capacity, and musical ability. In this study, the auditory cortices of German-speaking individuals ($N = 30$; 13 males/17 females; aged 20–40 years) with high and low scores in a number of language aptitude tests were compared. The subjects' language aptitude was measured by three different tests, namely a Hindi speech imitation task (phonetic coding ability), an English pronunciation assessment, and the Modern Language Aptitude Test (MLAT). Furthermore, working memory capacity and musical ability were assessed to reveal their relationship with foreign language aptitude. On the behavioral level, significant correlations were found between phonetic coding ability, English pronunciation skills, musical experience, and language aptitude as measured by the MLAT. Parts of all three tests measuring language aptitude correlated positively and significantly with each other, supporting their validity for measuring components of language aptitude. Remarkably, the number of instruments played by subjects showed significant correlations with all language aptitude measures and musicality, whereas, the number of foreign languages did not show any correlations. With regard to the neuroanatomy of auditory cortex, adults with very high scores in the Hindi testing and the musicality test (AMMA) demonstrated a clear predominance of complete posterior HG duplications in the right hemisphere. This may reignite the discussion of the importance of the right hemisphere for language processing, especially when linked or common resources are involved, such as the inter-dependency between phonetic and musical aptitude.

Keywords: neuroanatomical correlates, language aptitude, musicality, working memory, auditory cortex morphology, Heschl's gyrus

INTRODUCTION

There has always been a fascination with the simple fact that some individuals are strikingly better at doing something, e.g., playing an instrument, singing, or learning a foreign language. It is said that these individuals possess a certain aptitude, i.e., a potential for developing exceptional ability (Gagné, 1995, 2005; Faulkner, 2003; Nardo and Reiterer, 2009; Al-Shabat, 2013; Stern and Neubauer, 2013). According to Gagné (1995, 2005), aptitude designates the innate property that develops into a certain skill, which is then termed talent (Stern and Neubauer, 2013; Deiglmayr et al., 2017). Individuals with a high aptitude for something mostly put little effort into acquiring a certain skill and need far less time and practice to reach a high achievement or proficiency level in comparison to age-matched peers (Carroll, 1958, 1962, 1990). The concept of language aptitude has gained considerable momentum in the past decades and research has shown that various factors contribute to the overall achievement and proficiency of skills, e.g., environmental influences, personality traits, motivation and other abilities such as musicality or working memory (Ganschow and Sparks, 1995; Dörnyei, 1998, 2006; Sparks and Ganschow, 2001; Brown, 2006; Biedroń and Szczepaniak, 2009; Rota and Reiterer, 2009; Biedroń, 2011a,b, 2012; Sparks et al., 2011; Wen, 2012, 2016; Christiner and Reiterer, 2013; Granena and Long, 2013; Dörnyei and Ryan, 2015; Li, 2015, 2016; Biedroń and Pawlak, 2016a,b; Singleton, 2017; Wen et al., 2017).

Language aptitude is a vague concept challenging to grasp and even more difficult to measure accurately (Li, 2015). In the 1st years after the birth of language aptitude research, it was regarded as an exceptional ability that facilitates foreign language learning in terms that individuals learn a language very quickly and with little effort (Carroll, 1958, 1962, 1973, 1990; Stansfield and Reed, 2004). For a long time, language aptitude was thus defined by the rate of acquisition at which an unknown language was learned. More recent definitions (Robinson, 2005) describe it as the strength of an individual with respect to cognitive abilities especially drawn upon during the learning of foreign languages. In the past years, the focus of foreign language aptitude research has shifted more toward formerly neglected issues, such as the influence and importance of inter-individual differences (Skehan, 1986, 2002; Spolsky, 1995; Dörnyei, 1998, 2006; Robinson, 2001, 2002, 2012; Dörnyei and Skehan, 2003; Biedroń, 2015; Dörnyei and Ryan, 2015; Wen et al., 2017). The four major components of language aptitude claimed by Carroll (1958, 1962), namely (1) Phonetic Coding Ability, (2) Grammatical Sensitivity, (3) Inductive Language Learning Ability, and (4) Rote Learning Ability, are still upheld nowadays. Still, some theoretical advancements have been made and it has been agreed that inductive language learning ability and grammatical sensitivity are most suitably summarized in one category termed language analytic ability (Robinson, 2001, 2002, 2012; Abrahamsson and Hyltenstam, 2008; Kocić, 2010; Biedroń, 2015; Biedroń and Pawlak, 2016a,b; Wen et al., 2017). Moreover, researchers have questioned whether the distinctive components of language aptitude might be more or less influential at different stages and in different contexts

of learning (Abrahamsson and Hyltenstam, 2008; Artieda and Muñoz, 2016).

The core factors investigated in this study are working memory, musicality, language aptitude and auditory cortex morphology. Language and music are two inextricably linked concepts that extensively influence one another (Besson and Schön, 2003; Koelsch, 2005; Kraus and Chandrasekaran, 2010; Patel, 2011, 2012; Jäncke, 2012; Chobert and Besson, 2013; Lee and Lin, 2015). A positive correlation between musicality and foreign language aptitude was found in numerous studies, particularly regarding second language pronunciation skills (Schön et al., 2004; Besson et al., 2007; Dogil and Reiterer, 2009; Ludke, 2010; Fonseca-Mora et al., 2011; Christiner and Reiterer, 2013). Whereas Milovanov et al. (2004, 2008, 2009, 2010), Milovanov (2009), Milovanov and Tervaniemi (2011) focused on the successful relationship between musicality and foreign language learning in Finnish native speakers, Vangehuchten et al. (2015) found a significant relationship between English pronunciation skills and musical skills in Spanish native speakers. Dolman and Spring (2014) revealed that excellent skills in specific musical abilities of Japanese learners, such as the discrimination of pitch, loudness, and rhythm, correlate with better pronunciation in the second language (English). Likewise, Slevc and Miyake (2006) found a consistent relationship between musical aptitude and phonological aspects of linguistic ability, but not between syntactic or semantic skills. Similar results were also found for Iranian native speakers (Shabani and Torkeh, 2014). Apart from general musical abilities, singing has also been shown to correlate with foreign language aptitude (Ludke, 2010; Ludke et al., 2014), especially pronunciation aptitude and speech imitation skills (Christiner and Reiterer, 2013, 2015).

Beside the growing interest in musicality as an essential factor for successful foreign language acquisition, the mutual interdependence between working memory (for details, refer to Baddeley and Hitch, 1974, 2000; Baddeley, 2003a,b) and language aptitude has been the focus of most recent research. Due to the strong correlation between the two, some researchers have even gone as far as to claim that working memory capacity is equivalent to language aptitude (Miyake and Friedman, 1998; Sawyer and Ranta, 2001; Wen and Skehan, 2011; Wen, 2016; Wen et al., 2017). Studies on language ability and working memory have confirmed the impact of the latter on numerous linguistic abilities, such as faster and more successful first and second language learning (Ellis and Sinclair, 1996; Miyake and Friedman, 1998; Kormos and Sáfár, 2008; Sáfár and Kormos, 2008; Linck et al., 2013). In other words, those learners who have significantly better working memory skills seem to learn more foreign languages and tend to be more successful (Van den Noort et al., 2006; Biedroń, 2012). However, major issues therein are the differences between specific working memory components, how they can be tested and in how far they relate to the known components of foreign language aptitude (Baddeley, 2003a,b, 2017; Jacquemot and Scott, 2006). Additionally, other studies have questioned the large impact working memory is said to have on language aptitude (Winke, 2013).

While musicality and working memory are mostly treated as clear predictors of foreign language learning ability, the

relationship between brain morphology and language aptitude is far from obvious. The processing of language in the human brain has been a subject of investigation in countless studies (for overviews see Friederici, 2009; Price, 2010, 2012; Xiang, 2012), but very few have actually focused on language aptitude or talent (e.g., Golestani et al., 2007, 2011; Reiterer et al., 2011; Xiang et al., 2012; Hu et al., 2013; Kepinska et al., 2017a,b). In this study, we focus on the neuroanatomy of the auditory cortex given its importance for processing speech. The core region containing the primary auditory cortex is Heschl's gyrus (henceforth always HG), embedded as a transverse gyrus oriented from the insular toward the anterolateral part of the superior temporal lobe. Most humans possess a single or paired HG, the latter in the shape of a common stem or complete posterior duplication (CPD) of HG (Rademacher et al., 1992, 2001; Morosan et al., 2001; Purves et al., 2001; Bear et al., 2006; Hackett, 2009), but HG shows considerable morphological variation between individuals (Heschl, 1878; Galaburda et al., 1978; Rademacher et al., 1992, 2001; Marie et al., 2016), especially in the right hemisphere (Penhune et al., 1996; Schneider et al., 2002, 2005; Seither-Preisler et al., 2014; Serrallach et al., 2016; Benner et al., 2017). Benner et al. (2017) recently found that 90% of musicians had multiplications of HG, mostly on the right side. The right hemisphere has often been claimed to be particularly important for the processing of musical sounds (Zatorre et al., 2002) and less important for speech. Other studies have also suggested that the shape and number of Heschl's gyri may be an indicator for musical skills and auditory-related developmental disorders such as dyslexia (Schneider et al., 2002, 2005; Warrier et al., 2012; Seither-Preisler et al., 2014; Serrallach et al., 2016; Benner et al., 2017). Seither-Preisler et al. (2014) discovered that a large right HG is associated with high musical aptitude in children. Their longitudinal observations revealed that the gross morphology and gray matter volume of different parts of auditory cortex showed a high inter-individual variability, but remained almost perfectly stable throughout the study, lasting for several years. A regression model showed that this neuroanatomical trait was much stronger associated with measures of musical aptitude than with training-related musical expertise (i.e., the amount of previous training). The authors therefore concluded that an enlarged right HG reflects a high predisposition for music which enhances a child's intrinsic motivation to learn an instrument. As a consequence, this leads to high musical expertise and boosts learning-induced neural plasticity. It therefore appears worthwhile to explore possible neuroanatomic markers of language aptitude as well.

With regard to language ability, few studies have addressed the significance of specific language-involved regions, such as HG, for language learning. Kepinska (2017) performed a highly appealing study investigating the neural basis of language analytic ability in high and moderate learners. They found that the more skilled learners drew more from neural resources in the right hemisphere (e.g., right angular gyrus, supramarginal gyrus, superior frontal and middle gyrus, and posterior cingulate), in contrast to the less skilled learners. Golestani et al. (2007) found correlations between an abnormal asymmetry of the planum temporale and poor verbal skills. Golestani et al. (2011) reported that the size of the left inferior frontal gyrus (pars opercularis)

correlated with the years of experience expert phoneticians had. Additionally, they found that the expert phoneticians more frequently had multiple or split HGs in their core auditory cortex in the left hemisphere. In studies by Wong et al. (2007, 2008), English-speaking adults, who were less successful in learning to incorporate foreign pitch patterns in word identification, exhibited smaller volume of HG in the left hemisphere only.

A widespread belief holds that the left temporal lobe is more tuned for the processing of rapid sound stimuli, which consequently leads to a left-hemispheric dominance for speech processing. This hypothesis assigns information processing in short time windows (e.g., phonemes) to the left and longer time windows (e.g., syllables to intonation profiles) to the right hemisphere (Zatorre et al., 2002; Poeppel, 2003; McGettigan and Scott, 2012). Warrier et al. (2012) also support this by reporting that left HG is of greater importance for varying rates of stimulus change, and right HG for music-relevant functions, such as increasing spectral information. However, McGettigan and Scott (2012) question, whether sensitivity for rapid information is sufficient for efficient speech processing for various reasons, e.g., the identification of differences in the duration of consonants and the encoding of supra-segmental information in speech. Most importantly, they argue that the main issue with this hypothesis and widespread belief is 'the assumption that access to phoneme representations is the cardinal aspect of speech perception.'

To summarize, the neuroanatomy of HG has been addressed in various studies focusing on sound and speech perception, but only in few studies dealing with language aptitude. We therefore aim at bridging this gap by exploring the importance of the number of HGs in individuals with high and low language learning abilities.

MATERIALS AND METHODS

Subjects

All participants ($N = 30$; 13 male/17 female) were monolingual German native speakers between 20 and 40 years of age ($M = 26.77$, $SD = 4.95$) and had begun acquiring their second language, English, at 10 ± 1 years of age. All participants were right-handed German bachelor/master students or had achieved positions at an institution of higher education. None of the participants showed any medical condition or neurological disorder. The subjects were paid for participation and provided written informed consent before participating in the experiment. The data were analyzed anonymously.

Language Aptitude Testing

All individuals were classified as high or low aptitude individuals according to two scores, namely an English pronunciation score and a Hindi speech imitation score (both ranging from 0 to 10). The English pronunciation score was based on reading performance of 'The North Wind and the Sun' rated by native speakers. In the Hindi task, participants had to repeat four words and four sentences in Hindi, an unknown language to them. The Hindi imitation and the English pronunciation performances were categorized in a similar fashion – both were rated by

native speakers according to the correctness and quality of the pronunciation/imitation based on a global intuitive impression rating procedure (the rating procedure is detailed in Reiterer et al., 2011 and Jilka, 2009). The inter-rater reliability was 0.96, i.e., very high, because of the unusually high amount of raters ($N = 30$). Thus, the corresponding scores can be considered as highly reliable. The speakers were recorded on a professional speech recording equipment in the sound-proof basement room of the former phonetics laboratory of the Institute of Natural Language Processing, University of Stuttgart. The native speakers were provided with the speech material online and gave ratings from 0 to 10 on an intuitive Likert-scale-like bar for the quality and 'nativeness' of the speech material. For the Hindi rating, sound files of Hindi native speakers were added to the rating sample of German speakers (without knowledge of the raters). We used this as additional measure to verify the validity of the rating procedure.

Beside the speech imitation skills (referred to as a measure for phonetic coding ability) and the English pronunciation skills, the Modern Language Aptitude Test (MLAT; Carroll and Sapon, 1957; Ganschow and Sparks, 1995; Dogil and Reiterer, 2009) was used for assessing different components of language aptitude. The parts of the MLAT used were III, IV, and V and the overall total raw score (a combination of the three sub-scores) was further calculated. The three sub-tests provide measures of phonetic coding ability (the ability to differentiate between speech sounds), associative memory (the ability to keep linguistic input in memory and to access this information) and grammatical sensitivity (the ability to understand grammatical relationships and the functions of words in a given context) (Carroll and Sapon, 1957; Carroll, 1958, 1973, 1990); for further details see **Table 1**.

Musicality Assessment

To assess aptitude in the musical domain, the AMMA test (Gordon, 1980, 2001), a well-established tool for administering musical aptitude, was used. It consists of two parts and has been shown to successfully measure pitch and rhythm perception. The subjects were asked to complete both tasks, (1) a rhythm discrimination task and (2) a pitch discrimination task. Furthermore, a questionnaire was used to specify the number

and type of instruments the subjects had learnt in the course of their life.

Working Memory Capacity

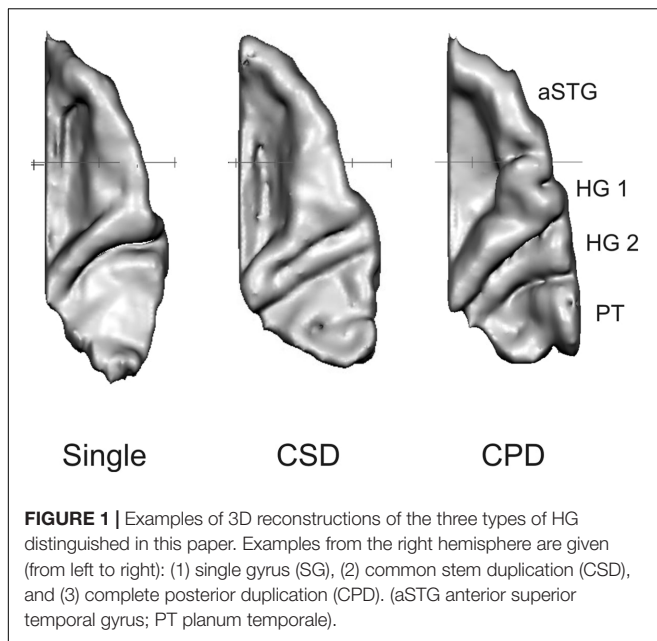
The importance of working memory capacity for language ability has been shown in various studies and different tasks to measure the components of working memory exist. For this study, three types of tests were applied. Subjects had to do a digit span backward, a digit span forward, and non-word span task. The digit span forward test requires subjects to repeat a rising number of digits (starting out with a small number and always adding one per round) in the same order as heard. The digit span backward, in contrast, requires the repetition of heard digits (same procedure as the aforementioned) backward. In the non-word span task participants are asked to repeat non-word syllables in the same order as heard while paying particular attention to the sounds used in these non-words. All participants were given two chances for the same number of digits/non-words, i.e., if the first attempt of repeating a certain amount of digits failed, the subjects heard a different set of the same amount of digits to repeat. Only if both attempts were incorrect, the test was stopped at that point and no points were given. Per correct series, the subjects received one single point.

Morphometric MRI

For the neuroanatomical analysis, high-resolution T1-weighted structural magnetic MRI (Siemens, Magnetom SonataVision, 1,5 Tesla, software version: syngo MR 2004A, 176 DICOM slices, sagittal orientation, slice thickness 1 mm) were performed in order to investigate the morphology of auditory cortex in both hemispheres. Three-dimensional gray matter surface reconstructions of the auditory cortex (HG) and the planum temporale (PT) were analyzed using a standardized individual approach. This allows for a closer look at the shape of HG in the subjects' brains (Schneider et al., 2002, 2009; Seither-Preisler et al., 2014; Serrallach et al., 2016; Benner et al., 2017). Brain Voyager software QX 2.8 (Brain Innovation B.V, Maastricht, Netherlands) was used for the segmentation of the aforementioned auditory-related areas. Pre-processing steps included the adjustment of brain images in contrast and brightness, as well as a correction for inhomogeneity and a rotation in direction of the antero-posterior commissural line. Normalization in stereotactic space (Talairach and Tournoux, 1988) was carried out to arrive at comparable reconstructions. In the process of segmentation, the superior temporal plane, including HG, the anterior superior temporal gyrus and the planum temporale, were segmented into sagittal MRI slices along the lateral fissure using the standard definition of the landmarks of AC. After this semi-manual slice-by-slice segmentation (adapted from Schneider et al., 2005, 2009; also applied by Wengenroth et al., 2010, 2013; Seither-Preisler et al., 2014; Serrallach et al., 2016; Benner et al., 2017), the auditory cortices of all subjects were 3D-reconstructed and the authors compared the shape of HG in each hemisphere. The three categories chosen for categorization were (1) single gyrus (SG), (2) common stem duplication (CSD) and (3) CPD. In **Figure 1** the three types of HG are compared. These categories are in accordance with

TABLE 1 | A description of the different parts of the Modern Language Aptitude Test (MLAT) used in this study (Parts III, IV, and V).

MLAT	Name	Task
Part III	Spelling clues	Sound-symbol association ability and vocabulary knowledge – correct synonyms of disguised words have to be selected (multiple choice).
Part IV	Words in sentences	Grammatical sensitivity – components of sentences have to be identified (grammatical function) and related to elements in other words.
Part V	Paired associates	Associative rote memory – as many words in Kurdish have to be memorized as possible (presented with english translations).



recent research (Marie et al., 2016; Benner et al., 2017) with the exception of multiple gyri, which were only present in four hemispheres of this study and therefore considered to belong to the CSD group in the case of a z-shape ($N = 2$) and to belong to the CPD in the case of more than one CPD ($N = 2$). Lateral HG duplications were considered to be part of the planum temporale and medial duplications (Schneider et al., 2005) to be a sub-form of CSD.

RESULTS

Behavioral Results

Descriptive Results

First of all, a brief summary of the descriptive results of the variety of tests shall be given. In this study, both the English pronunciation score and the Hindi imitation score are considered as measures for language aptitude. Performance in the English pronunciation task was rather high ($M = 6.40$; $SD = 1.72$) in contrast to the Hindi task. In the Hindi speech imitation task, subjects obtained between 2.72 and 7.74 ($M = 4.81$, $SD = 1.64$) of maximally 10 achievable points, with the mean being much lower than in the English task. As also reported by Dogil and Reiterer (2009), the native speakers that had been mixed into the rating procedure additionally received scores from 8 to 10, i.e., the raters considered scores between 8 and 10 as reflecting native performance. The maximum of points achieved by a German-speaking subject was 7.74, which is strikingly high given that the subject had never been exposed to Hindi. According to speech imitation performance in the Hindi test, subjects with a score below 4 were considered to have very poor skills and were classified as 'non-talented,' while subjects with a score above 5 were classified as 'talented'.

The number of instruments subjects had learnt ranged from zero to three ($M = 1.23$, $SD = 0.97$), with most participants playing one single instrument. In stark contrast, the number of foreign languages acquired ranged from one to nine ($M = 2.59$, $SD = 1.72$), although most subjects had learnt two to three foreign languages.

AMMA tonal results ($M = 28.72$, $SD = 5.68$) were quite similar to AMMA rhythm results ($M = 31.10$, $SD = 4.61$). The total score for the AMMA, subsuming both aforementioned parts, ranged from 42 to 79, i.e., it showed a considerable variability ($M = 59.8$, $SD = 10.05$). In the working memory scales, digit span forward ($M = 9.59$, $SD = 1.88$) and digit span backward ($M = 8.76$, $SD = 2.13$) gave similar results. However, subjects performed better in the forward task. With a range from 6 to 14, some participants showed remarkable results, which were far beyond the norm. The digit span backward scores ranged from 4 to 13, which was still higher than the span for the non-word task ($M = 7.55$, $SD = 1.74$), where subjects scored between 5 and 11 points.

Great variability was found in the MLAT total scores with a range from 49 to 109 points (raw score; $M = 83.41$, $SD = 14.23$), reflecting the large gap between 'highly gifted' and 'poor' language learners. The MLAT total score summarizes the results of part III ($M = 36.69$, $SD = 8.62$), part IV ($M = 29.28$, $SD = 5.58$) and part V ($M = 17.31$, $SD = 5.09$). The best performance was thus found in part III, measuring phonetic coding ability, and the least successful performance in part V, the vocabulary learning task.

Correlational Analysis

As the correlational analyses include multiple variables and comparisons, this may increase the risk of chance findings at a critical p -value of 0.05, due to alpha error accumulation. Therefore, the original correlational analysis was complemented by an analysis corrected for multiple comparisons. Similar to the classical Bonferroni correction, the Benjamini-Hochberg procedure we applied is only appropriate for variables independent of each other (McDonald, 2014). Since there is an interdependence between the composite variables AMMA total (consisting of AMMA rhythm and AMMA tonal results), MLAT total (consisting of the three subtests), and an overall pronunciation aptitude score (summarizing the Hindi and English score), this prerequisite was not fulfilled for these variables and they therefore had to be excluded. We used the method of false discovery rate to control for alpha error accumulation in multiple comparisons (Benjamini and Hochberg, 1995). According to the recommendation of the authors, who suggest rates between 0.10 and 0.25 (not to be confounded with regular significance levels, which are much lower), we selected a value of 0.2, corresponding to an acceptable proportion of false discoveries $\leq 20\%$. An overview of the correlational results is given in **Table 2**.

AMMA rhythm and AMMA tonal ($r = 0.911$, $p = 0.000$) showed a very strong relationship with each other. Likewise, different parts of the MLAT correlated significantly with each other, namely MLAT IV and MLAT III ($r = 0.590$, $p = 0.001$), but also with the English pronunciation score (MLAT III and English: $r = 0.756$, $p = 0.002$; MLAT IV and English: $r = 0.557$,

TABLE 2 | An overview of the correlational analysis performed with SPSS 22.

	Instruments	Languages	Hindi	English	AMMA tonal	AMMA rhythm	MLAT V	MLAT IV	MLAT III	Non-word	Digit backward	Digit forward	Age
Instruments	1	0.159	0.394***	0.310	0.455***	0.407***	-0.021	0.506***	0.182	0.350	0.282	0.145	0.169
Languages		1	0.003	-0.066	0.218	0.213	0.048	0.217	0.131	0.103	0.273	0.056	0.501***
Hindi			1	0.390***	0.284	0.278*	0.356	0.384*	0.290	0.483***	0.369*	0.447***	0.248
English				1	0.268	0.393***	0.333	0.557***	0.756***	0.163	0.251	0.195	0.000
AMMA tonal					1	0.911***	-0.023	0.333	0.243	0.312	0.260	-0.101	0.168
AMMA rhythm						1	-0.009	0.367	0.365	0.313	0.224	0.034	0.042
MLAT V							1	0.278	0.299	0.012	0.165	0.212	-0.028
MLAT IV								1	0.590***	0.083	0.237	0.246	0.062
MLAT III									1	0.012	0.268	0.320	0.022
Non-word										1	0.335	0.323	0.534***
Digit backward											1	0.259	0.313
Digit forward												1	-0.145
Age													1

***Significant after correction for multiple comparisons (Benjamini-Hochberg procedure). *Significant at $p < 0.05$ before correction.

$p = 0.002$). MLAT IV and the number of instruments learnt by a subject ($r = 0.506, p = 0.005$). Age of participants (ranging from 20 to 40 years) highly correlated with the number of languages ($r = 0.501, p = 0.005$) and non-word span ($r = 0.534, p = 0.003$). After correction, non-word span and Hindi ($r = 0.482, p = 0.008$) and digit span forward and Hindi ($r = 0.447, p = 0.015$) still had a strong relationship. The same can be reported for results on Hindi and English tasks ($r = 0.390, p = 0.033$), and the Hindi results and number of instruments ($r = 0.394, p = 0.032$). Last but not least, AMMA tonal correlated significantly with the number of instruments ($r = 0.455, p = 0.013$), whereas AMMA rhythm correlated both with the number of instruments ($r = 0.407, p = 0.028$) and the English pronunciation score ($r = 0.393, p = 0.035$).

Principal Component Analysis

In order to gain insights into the most influential factors underlying performance on the different test scales, we calculated a principle component analysis (PCA). This included the same scales as shown in the correlation matrix of **Table 2**. A pre-analysis of our data showed that the requirements for the application of the method were fulfilled [(a) the determinant as an indicator of multicollinearity, which should be $p < 0.05$, was $p = 0.002$; (b) the Kaiser-Meyer-Olkin criterion as a measure for the suitability of the sample, which should be above $p = 0.5$, was $p = 0.653$; (c) the Bartlett-test for sphericity, which should be significant at least at $p < 0.05$ was significant at $p < 0.000001$]. We used varimax rotation with Kaiser-normalization, which according to the scree-plot yielded a solution with three factors with eigenvalues clearly above 1. The variance explained by the model was 61.2%, which confirms its appropriateness. **Table 3** shows the rotated component matrix with the coefficients of each scale on the three identified components.

According to the criterion for strong and thus particularly relevant loadings (>0.5), the first component comprises scales related to musicality (AMMA tonal and rhythm scores, number of played instruments), the second component refers to language talent (total English score and parts III, IV, and V of the MLAT) and the third component refers to working memory capacity (digit span forward, digit span backward, non-word span and the Hindi score). Apart from these main findings, there are weaker but still noteworthy loadings (>0.3). These show that the number of instruments played is also associated with the component working memory capacity, while the number of languages spoken is also associated with the component musicality. Moreover, part IV of the MLAT, which measures grammatical sensitivity and is first and foremost a scale of language talent, is also related to musicality. Similarly, non-word span also moderately loads on the component musicality. The total Hindi score, being most strongly related to working memory, also moderately loads on the component language talent.

In a next step, the participants' individual factor scores on each of the three identified components (positive/negative: above/below average; $M = 0, SD = 1$) were compared for the three types of right-hemispheric HG morphology (single, common stem, complete duplication). Results are graphically illustrated in **Figure 2**. For all three factors,

TABLE 3 | Rotated component matrix with loading coefficients for each scale.

	Rotated component matrix		
	Components		
	1	2	3
AMMA tonal	0.918		
AMMA rhythm	0.872		
n° instruments	0.598		0.330
n° languages	0.357		
MLAT III		0.868	
MLAT IV	0.340	0.711	
MLAT V		0.560	
English score		0.829	
Hindi score		0.312	0.734
Non-word span	0.372		0.729
Digit span forward			0.716
Digit span backward			0.558

Extraction method: Principal component analysis. Rotation method: Varimax with Kaiser normalization.

(a) Rotation converged in 6 iterations.

For the sake of clarity, coefficients below 0.3, which signify very small and hence negligible loadings, are not shown. Coefficients above 0.5, which signify particularly relevant contributions, are marked in bold.

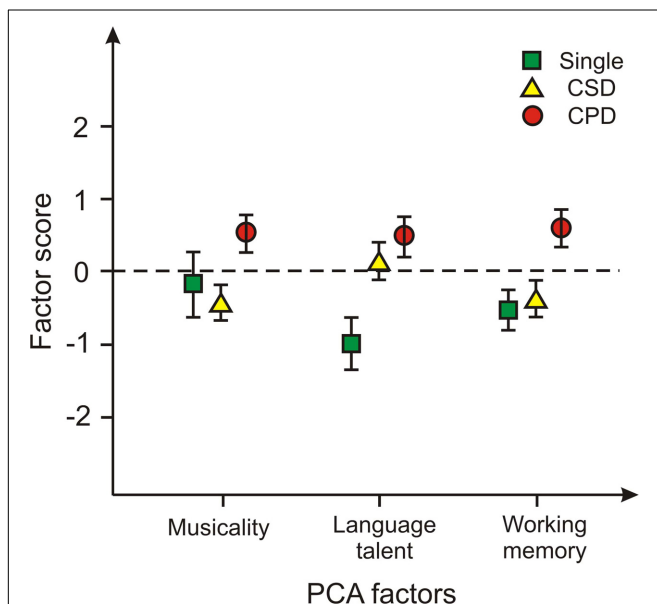


FIGURE 2 | Individual factor scores (positive/negative: above/below average; $M = 0$, $SD = 1$) on each of the three identified PCA components compared for the three types of HG in the right hemisphere. Error bars: SEM (standard error of the mean); Single, single gyrus; CSD, common stem duplication; CPD, complete posterior duplication.

performance of subjects with complete duplications was highest. Concerning musicality, subjects with a complete duplication were significantly better ($M = 0.48$, $SD = 0.97$) than subjects with common stem morphology [$M = -0.4$, $SD = 0.76$; $t_{(20)} = -2.4$, $p = 0.027$]. With regard to language talent, subjects with a

complete duplication were significantly superior ($M = 0.48$, $SD = 0.80$) to subjects with a common stem morphology [$M = 0.15$, $SD = 0.75$; $t_{(16)} = -2.7$, $p = 0.015$] and to subjects with a SG [$M = -0.99$, $SD = 1.0$; $t_{(16)} = -3.4$, $p = 0.004$]. Also with regard to working memory, subjects with a complete duplication were significantly better ($M = 0.65$, $SD = 0.91$) than subjects with a common stem morphology [$M = -3.2$, $SD = 0.86$; $t_{(20)} = -2.6$, $p = 0.019$] and subjects with a SG [$M = -0.52$, $SD = 0.88$; $t_{(16)} = -2.7$, $p = 0.016$].

Hindi Speech Imitation Score

A t -test based on the distinction between talented and non-talented subjects revealed significant differences between the two groups. This was the case for the number of played instruments [$t_{(28)} = -2.32$, $p = 0.028$], the English pronunciation score [$t_{(28)} = -2.1$, $p = 0.045$], the digit span forward score [$t_{(27)} = -2.73$, $p = 0.011$], the non-word repetition score [$t_{(27)} = -2.5$, $p = 0.017$] and the MLAT total raw score [$t_{(27)} = -2.27$, $p = 0.032$].

Additionally, a linear multiple regression analysis (method: step-wise forward) was performed for the criterion variable Hindi score and the predictors AMMA tonal, AMMA rhythm, English proficiency, MLAT III, MLAT IV, MLAT V, digit span forward, digit span backward, non-word span, number of instruments, and number of learned languages. The model yielded a corrected R^2 -value of 0.375, corresponding to an explained variance of 37.5%, and beta-values (relative importance of contributing variables, summing up to 1) of 0.44 for non-word span, 0.31 for the number of instruments played, and 0.25 for part V of the MLAT. In other words, the three most important predictors for the Hindi speech imitation score were performance on non-word span (i.e., working memory capacity), the number of instruments played by an individual and results of MLAT V, measuring grammatical sensitivity. Overall, these three predictors explain 37.5% of the Hindi score, which points to a high explanatory value of the considered variables for phonetic coding ability.

Results of the Neuroanatomical Analysis

We compared the 3D-reconstructed HGs of both hemispheres in all subjects. First, we categorized all HGs by description (i.e., defining complete duplications and CSDs) as in previous papers (Schneider et al., 2005; Seither-Preisler et al., 2014; Benner et al., 2017). The frequencies of different HG types (altogether $N = 30$) found in our subjects are given in Table 4, group-averaged AC

TABLE 4 | Frequency of types of HG in right and left hemispheres in subjects with high and low Hindi score.

		RH (high/low)	LH (high/low)
	Total number (%)	30 (100%)	30 (100%)
Types of HG	Single	8 (26%) (1/7)	18 (60%) (9/9)
	CSD	11 (37%) (3/8)	3 (10%) (2/1)
	CPD	11 (37%) (10/1)	9 (30%) (3/6)

RH, right hemisphere; LH, left hemisphere; CSD, common stem duplication; CPD, complete posterior duplication.

surfaces are presented in **Figure 3** and the individual auditory cortices of all subjects are provided in **Figure 4**.

Figures 3 and **4** nicely portray the differences found in HG morphology in the right hemisphere. It is clearly evident that individuals with high speech imitation aptitude in the Hindi testing, and also individuals with very high scores in the AMMA testing, showed more CPDs of their HG in the right hemisphere. This means that subjects with excellent scores in the language

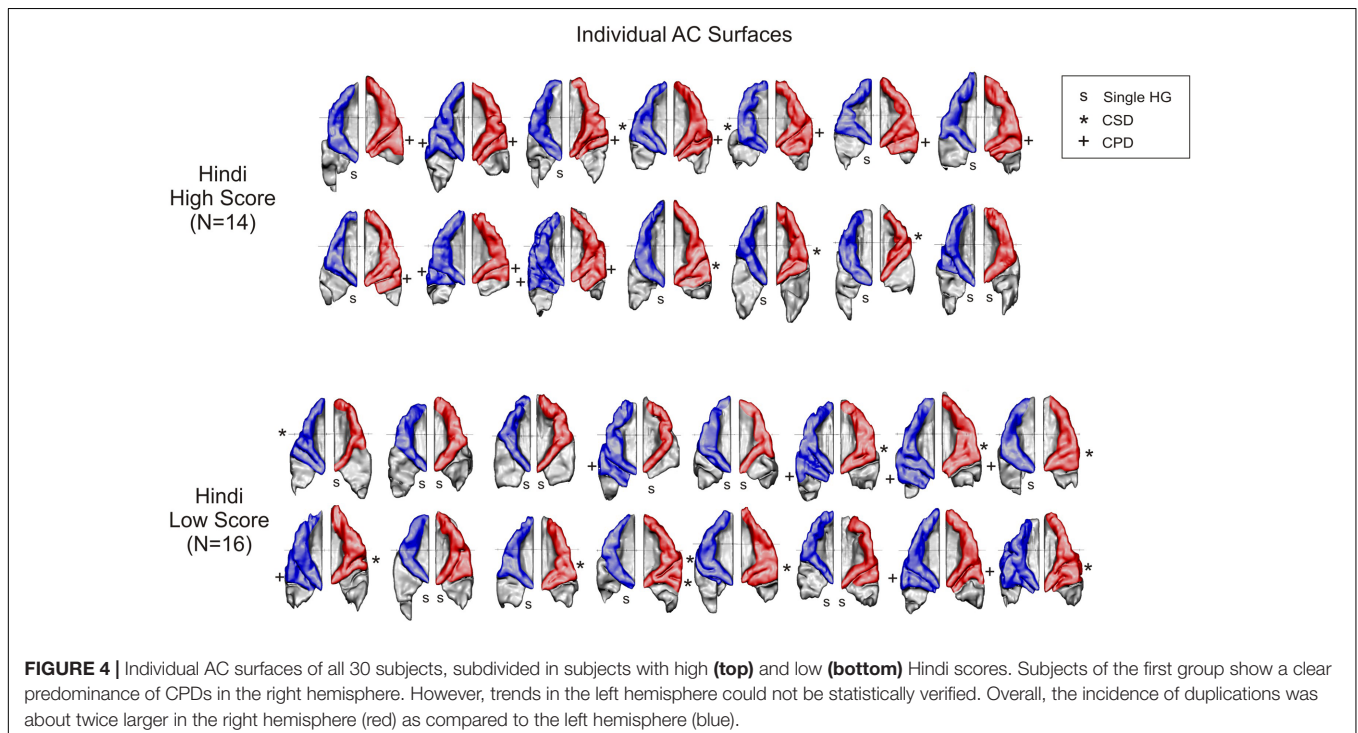
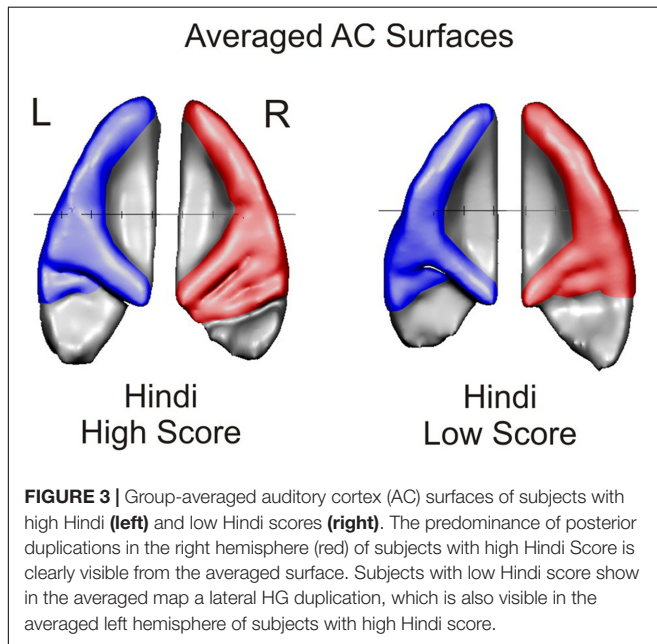
aptitude and in the AMMA testing have two equally prominent HGs in the right hemisphere, in contrast to those with rather low scores, who possess most frequently single gyri or a CSD.

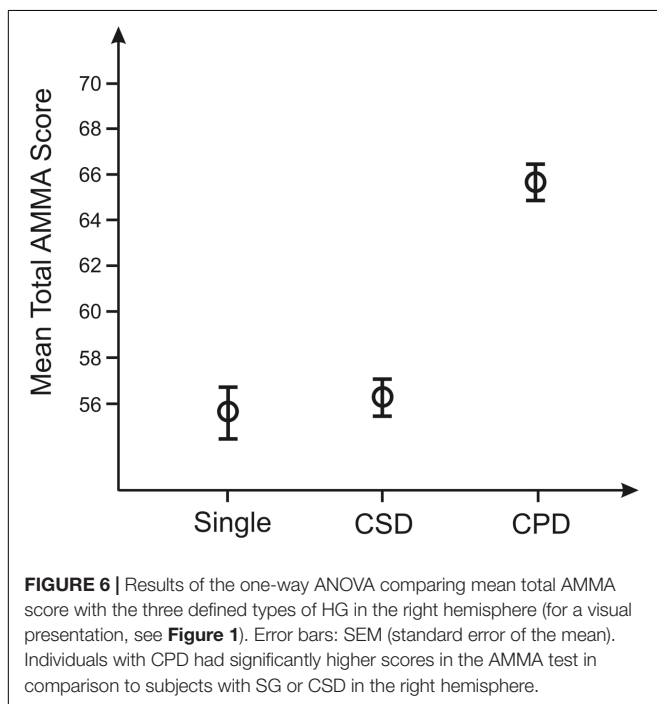
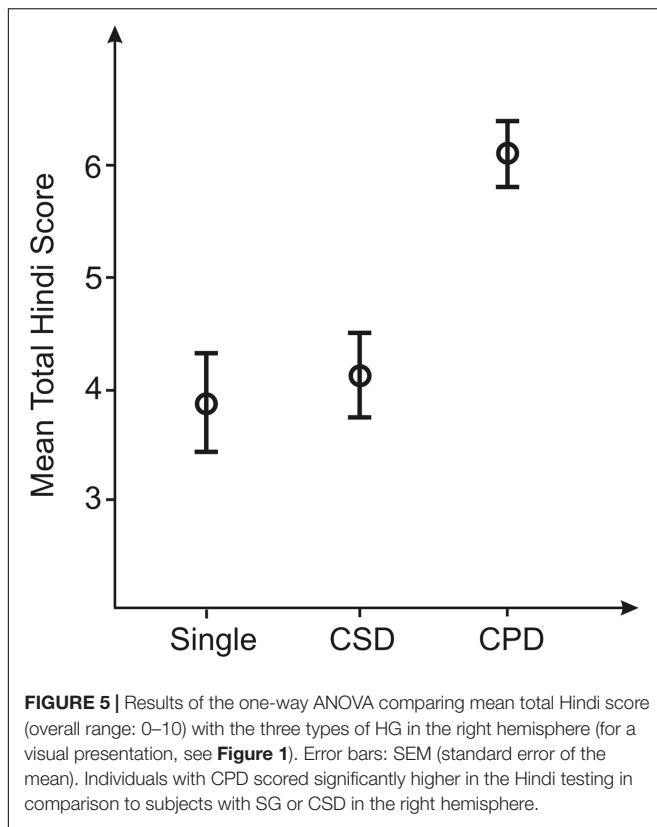
In order to verify the significance of the described exemplary observations, we performed one-way ANOVAs on the Hindi and AMMA test scores for subjects displaying one of the three following morphological HG characteristics in their right hemisphere: (1) SG, (2) CSD, and (3) CPD (double gyrus; CPD). Furthermore, χ^2 -tests were performed on the frequency distributions of these neuroanatomical characteristics.

A significant group difference was observed for the Hindi speech imitation score [$F(2,27) = 9.2, p < 0.001, \eta_p^2 = 0.41$] (**Figure 5**). Subjects with a CPD achieved significantly higher scores (6.1 ± 1.2) than subjects with a SG ($3.9 \pm 1.4; p = 0.002$) and subjects with a CSD ($4.1 \pm 1.4; p = 0.004$). There was no significant difference in Hindi imitation between individuals with a SG and a CSD. This is also reflected by the fact that among the high performers in the Hindi speech imitation task CPD in the right hemisphere occurred most frequently (71%) while in low performers they occurred most rarely [6%; $\chi^2(2) = 14.1, p < 0.001$].

Similar results were found for the AMMA test (**Figure 6**). The mean of the total AMMA score in the right hemisphere for SG was 55.7 ± 3.5 , for CSD 56.5 ± 2.8 , and for CPD 65.8 ± 2.8 . Individuals with CPD achieved significantly higher scores than subjects with SG and CSD [$F(2,26) = 3.8, p = 0.036, \eta_p^2 = 0.23$]. There was no significant difference in the musicality test for SG and CSD.

These findings are also supported by the results of the PCA as presented in **Figure 2**. It is quite evident, that CPD are advantageous for all three components as revealed by the analysis.





In other words, individuals with higher scores in the three components (i.e., musicality, language aptitude and working memory) also had more CPD.

DISCUSSION

The results of the principal component analysis, performed to gain insights into the most influential factors underlying performance on test scales, revealed three clear components, which very nicely reflect the three core aspects investigated in this study. They are (1) musicality (AMMA tonal, AMMA rhythm, number of instruments), (2) language aptitude (English score, all parts of the MLAT) and (3) working memory capacity (including the Hindi score and all working memory tests) (see **Table 3**). Since the main aim of our research was to explore the connection between these three variables and especially their relationship with auditory cortex morphology, they will be discussed separately in the upcoming paragraphs.

Language Aptitude

Language aptitude is at the heart of our research and deserves sufficient attention with this regard. The Hindi score is the variable we assume to measure phonetic coding ability, i.e., a measure of a subcomponent of language aptitude. In the PCA, the Hindi score loaded on two components, namely working memory capacity and language aptitude. This nicely reflects the fact that working memory is an essential aspect of language aptitude and that the Hindi score can be seen as an indicator of both. Generally, the results of the PCA were very clear with regard to the component of language aptitude, which was clearly dominated by the MLAT, the English score and the Hindi score. This strongly supports their validity for measuring language aptitude.

The Hindi speech imitation task and the English pronunciation task measure very different components of language learning ability. The Hindi score is a speech imitation score, which requires the reproduction of unknown speech material. Still, it also demands the accurate auditory processing of this material. Otherwise, no successful imitation can take place. The English pronunciation task, in contrast, gives an overview of a subject's pronunciation skills in their second language. Whereas the first is supposed to be a measure of phonetic coding ability (a major component of language aptitude), the second measures pronunciation proficiency in an already acquired language. High pronunciation proficiency, however, relies on a certain ability for phonetic coding and the two scores for language learning ability hence clearly go hand in hand. Even after correction for multiple comparisons, a positive, moderate correlation could be found between the two scores ($r = 0.395$, $p = 0.031$). The Hindi score could be seen as a precursor for the English score since high phonetic coding ability should lead to an excellent pronunciation in any language acquired by an individual. An issue with English in this case might be that many of the subjects had spent considerable time in an English-speaking country or had even studied English. English is a lingua franca and as education in Germany introduces English as first foreign language for every child, acquiring a native-like pronunciation is already supported from the beginning. Moreover, children are exposed to English in the early years of their lives, which might influence the success of their acquisition (critical periods are not well-defined but assumed to exist). This could explain why even individuals

with lower scores in the Hindi test had a good pronunciation in English. We argue that frequent and long-lasting language exposure and contact are certainly reasons why the English scores were significantly higher. Since we see language aptitude as a predominantly innate capacity that unfolds over time in interaction with the environment, we assume that it is rather the Hindi score that should predict the English score, i.e., the better individuals are at decoding, retaining and reproducing unknown speech material, the easier it should be for them to develop excellent pronunciation skills in a given language.

Moreover, clear significant positive correlations were found between the English score and MLAT parts III and IV. The results in these two cases were quite robust, leading to two possible interpretations. First, the English score is related to an individual's English skills and as the MLAT had to be used in English, it was probably more the subjects' English proficiency that led to the high results. Second, high pronunciation proficiency in English is the result of particularly high language aptitude (phonetic coding ability and grammatical ability), as highlighted by the results of the correlational analysis. If we assume that the subtests of the MLAT, test III measuring phonetic ability and test IV measuring grammatical sensitivity, are excellent indicators of these components of language aptitude, we would at least expect a very high correlation between the Hindi speech imitation score and MLAT part III, which was not the case. But, as already mentioned, one of the major problems with the MLAT is that it is in English, giving individuals with better English skills a clear advantage over those subjects with less proficiency in English. Unfortunately, no German version of the MLAT exists to date, but in the past years language-independent tests, such as the LLAMA language aptitude battery (Meara, 2005), have gained popularity (Granena, 2013; Artieda and Muñoz, 2016; Rogers et al., 2016; Kepinska et al., 2017a,b). Therefore, only language-independent tests can exclude a possible influence of language experience and shall be used for future research. To get back to one aforementioned finding, English pronunciation skills also correlated with grammatical sensitivity (MLAT IV) and we assume that this should be rather a result of aptitude than of proficiency. Language analytic ability, the umbrella term under which grammatical sensitivity is nowadays subsumed, is an important component of language aptitude (Kepinska et al., 2017a,b) and should thus be of high significance for the learning of foreign languages. In our case, however, we focused on foreign language pronunciation ability (Jilka, 2009) and can only marginally address the significance of grammatical sensitivity. Looking at the last part of the MLAT, we see that vocabulary learning (part V – associative memory) did not correlate at all with the English score. It seems that vocabulary learning does not depend on proficiency but possibly on other factors such as learning strategies and motivation. Additionally, the claims that verbal working memory skills (attributed to the phonological loop) are essential for novel vocabulary learning (Gathercole and Baddeley, 1990; Atkins and Baddeley, 1998; Baddeley et al., 1998; Gathercole et al., 1999) could not be confirmed in our study, since MLAT V could not be linked to any working memory task.

One result that needs further discussion is the fact that the number of languages spoken by a subject did not show any relationship to any other score, except for age. It would be logical to assume that the more languages you speak, the better you are at learning different aspects of a new language (MLAT) or the better your English pronunciation and your speech imitation skills are. Vice versa, we would expect individuals with very high language learning ability to learn more languages due to the facility with which they acquire foreign languages. This was not the case due to various possible reasons. First, not everybody is willing to learn numerous languages for a number of reasons, e.g., a lack of time, opportunity or necessity. Secondly, having learnt a considerable number of foreign languages does not state anything about a subject's proficiency or their learning process. The sample was limited but the number of foreign languages spoken by the individuals ranged from one to nine, which is quite an outstanding number. Another issue, however, is the fact that we were not able to control in any form how well the participants had learnt the languages and how well they were able to speak them at the time of the testing. It would have been necessary to include proficiency measures (grammar, vocabulary, and pronunciation) in all foreign languages in order to find the specific reasons why no correlations could be found. We further conclude that this result, i.e., that the number of languages does not impact an individual's language aptitude, strongly supports our claim that language aptitude is a rather innate and inflexible capacity that cannot be altered through learning or practice at least. Although Eisenstein (1980) found that previous language training and bilingualism led to higher scores on the MLAT and also Thompson (2013) claimed that previous language experience may alter language aptitude, our study could not corroborate these findings. In the first case, this could also be explained due to excellent English skills. Since we assume, as already mentioned, that language aptitude is a trait somehow present before the acquisition of any language, it should not make a great difference whether an individual had learnt to speak three or nine languages. Earlier, language aptitude was seen as a stable construct that cannot be modified or developed through practice (Carroll, 1958 among others). Even though these assumptions have been questioned in the past decades (Klein, 1995; Sáfár and Kormos, 2008; Thompson, 2013), aptitude may not be as dynamic a construct as claimed by some researchers.

Other variables correlating positively and significantly with the Hindi speech imitation score were the number of instruments played by a subject and two tests of working memory capacity, namely digit span forward and non-word repetition. As has been discussed quite extensively in the introduction section, musical ability is very important for foreign language learning and playing an instrument certainly enhances auditory processing in an individual. For this reason, we expected a strong relationship between musicality scores (AMMA and number of instruments) with the Hindi speech imitation test (for details, see next paragraphs).

Musicality

First, the PCA clearly defined three most influential factors for the musicality component, namely our musicality test (AMMA)

and the number of instruments a subject played. It is noteworthy, however, that three other variables load on this component. The observation that non-word span also loads on the component musicality probably reflects the fact that musical processing builds upon temporally structured, but semantically undefined information that has to be kept in working memory. On the other hand, the fact that MLAT IV, which measures grammatical sensitivity, is moderately related to musicality, is only slightly surprising, as the understanding of language and music depends on internalized grammatical rules. It seems that the PCA factor musicality had a higher validity than the single subscales alone, which is evident from the fact that the AMMA scores and the number of instruments played were only positively but not significantly correlated with the number of languages spoken by subjects (see **Table 2**). The number of languages might thus be related to musicality on a more general level, which could not be sufficiently captured by the single tests.

Concerning musicality, the number of instruments played by an individual has often been assumed to have a considerable impact on a variety of cognitive skills, language acquisition just being one of them (Milovanov et al., 2008; Nardo and Reiterer, 2009). Music has very accurately been described as a resource that leads to auditory fitness (Kraus and Chandrasekaran, 2010) and positively influences the acquisition of skills in other domains, a phenomenon termed positive transfer. The correlations found in this study show a strong relationship between the musical domain and several language-relevant skills. Those who had very good scores in the language aptitude tests, also played more instruments and had better scores on the musicality tests. This supports findings from very recent research and confirms the strong relationship between the two (Milovanov et al., 2004, 2008, 2009, 2010; Magne et al., 2006; Dogil and Reiterer, 2009; Fonseca-Mora et al., 2011; Christiner and Reiterer, 2013; Seither-Preisler et al., 2014; Lee and Lin, 2015; Schön et al., 2004 among others).

Moreover, the number of instruments played by an individual also correlated positively and significantly with the Hindi score, which further confirms the expected strong relationship between music and language (Milovanov et al., 2008; Christiner and Reiterer, 2013; Seither-Preisler et al., 2014; Serrallach et al., 2016). In addition, the two parts of the AMMA correlated significantly with each other supporting the fact that people who have a certain musical ability are very good in different musical domains, in this case rhythmic and melodic discrimination abilities. The two AMMA parts further correlated positively and significantly with the number of instruments played showing that individuals who learn to play more instruments also have better auditory discrimination abilities, i.e., a functionally more efficient auditory cortex (Kraus and Chandrasekaran, 2010). The moderate correlation between the Hindi score and the AMMA test can be explained by the simple fact that the amount of time subjects had played the instruments and the amount of practice they had put into the learning process were not taken into account. These are definitely factors that need to be taken into consideration in future research.

Another interesting finding was the strong correlation between AMMA rhythm and English pronunciation skills. This was quite unexpected, in particular because no relationship with

the Hindi score could be found. One option is that high rhythm skills and good rhythm perception facilitate the acquisition of a language and due to considerable practice and experience over time, this improves the participants' pronunciation. In addition, the text used in this study, namely 'The North Wind and the Sun,' is very lyric-like (a fable for children, to be more precise) and may thus be associated with rhythmic perception or give an advantage to musically gifted individuals.

To conclude, for future research it will be important to spend more time investigating the concept of musical aptitude or musicality and using a variety of measures with the aim of fully grasping the construct. There are surely more factors that need to be taken into account and although most studies in this area use the AMMA test as a standard measure for musicality, it would be useful to additionally calculate an index of musical practice (see Seither-Preisler et al., 2014; Serrallach et al., 2016). This provides a fine-grained measure for musical expertise and it allows the implementation of numerous aspects of musicality (different music-related skills and associated variables such as amount of practice, singing interest etc.). This will surely be of high relevance when further investigating the relationship between language and music.

Working Memory Capacity

It does not come as a surprise that speech imitation requires excellent working memory skills and the claim that working memory makes up quite a considerable part of language aptitude is surely not far-fetched (Miyake and Friedman, 1998; Wen and Skehan, 2011; Wen, 2012; Wen et al., 2017). Other studies that have challenged this assumption found that speech imitation skills rely heavily on working memory (Ellis and Sinclair, 1996; Miyake and Friedman, 1998; Kormos and Sáfár, 2008; Sáfár and Kormos, 2008; Biedroń, 2012; Linck et al., 2013). Consistently, we found a positive relationship between speech imitation skills and different measures of working memory, as indicated in all studies above. The three measures we applied were digit span forward, backward, and non-word span. Two of them correlated positively and significantly with the Hindi score, the non-word span showing the highest correlation with this respect. It was only the Hindi test and the age of participants, that showed a strong relationship to non-word span, however. It is common knowledge that children cannot be compared to adults with regard to measures of working memory since working memory seems to improve over time. In this study, this could only be confirmed for non-word span and not for the other two working memory tasks. It seems questionable that working memory capacity improves with age in individuals between 20 and 40 years. Rather, we assume that it might be that the older participants were also those with generally better non-word span, which led to the finding.

In the correlational analysis, the three working memory scores could not be linked to any other variable. The PCA, in contrast, showed a clearly defined component for working memory capacity, based on test results in the Hindi testing, non-word span, digit span forward and backward. In this analysis, the number of instruments loaded on this component as well, supporting a possible influence between musical expertise

and high working memory capacity. Moreover, the PCA also points toward a stronger relationship between the three working memory scores, and also with the Hindi score, than shown in the correlational analysis.

One of the main assumptions of this study was that phonetic coding ability is the component of language aptitude that should be best measured through the Hindi test. However, it seems that the non-word span captures a very similar ability. Furthermore, the non-word test has also been used as an indicator for specific language impairment (Botting and Conti-Ramsden, 2001; Coody and Evans, 2008), supporting our hypothesis of it being a test measuring high or particularly low language learning ability. The Hindi test requires the decoding of unfamiliar speech, retaining it for a particular amount of time and the ability to reproduce it as correctly as possible. Despite some slight differences, both the non-word task and the Hindi speech imitation task use speech material that basically consists of simple CV (consonant-vowel) syllables. So whereas the working memory load increases in the non-word span, the same syllables have to be repeated only adding one element at a time. In the Hindi task, the words and sentences always change and something completely new has to be reproduced. In sum, both heavily rely on working memory capacity and we propose that both tests are equally significant and useful measures of working memory capacity on the one hand, and phonetic coding ability on the other hand. We therefore propose to further develop non-word tests in order to ameliorate language aptitude testing batteries (Chan et al., 2011).

Digit span forward also correlated positively and significantly with the Hindi score, but not with any other score. This is a little surprising because other studies (Van den Noort et al., 2006; Kormos and Sáfár, 2008; Biedroń, 2012) have shown that high ability and success in foreign language acquisition, in our case the English score, correlate with working memory tasks of differing complexity. Nevertheless, considering that the Hindi score is our main language aptitude score, we conclude that both simple and complex working memory skills are required to imitate foreign speech, i.e., for phonetic coding ability. This further supports the hypothesis that working memory is a core component of foreign language aptitude (Wen, 2016; Wen et al., 2017) but we do not agree with the hypothesis that working memory may be seen as an equivalent to language aptitude (Linck et al., 2014).

Last but not least, one surprising finding is a lack of relationship between the three working memory tests. The construct of working memory includes different components, which are expected to influence one another or at least share some common basis. Our study, however, did not show any correlation between the three scores. Only the PCA showed the dependence between the three variables and also the Hindi testing. We therefore propose that different components of working memory are indeed relevant for language learning but to a certain extent independent from each other.

Neuroanatomic Markers for Language Aptitude and Musicality

Studies of the past years have partly investigated the neural basis of language learning ability and they have certainly highlighted

the significance of the structure of language-relevant regions in the human brain. As Berken et al. (2015) correctly summarizes, structural variation in the brain can indeed reveal variation in language aptitude. Learning novel elements of a language, e.g., tonal pitch contrasts and phonetic differences (Golestani and Zatorre, 2009), and perceiving and producing novel speech sounds (Golestani et al., 2002; Golestani and Pallier, 2007) can reveal interesting information as to which regions are important for these processes. Mostly, language has been ascribed to the left hemisphere and also findings regarding HG (with respect to language) have emphasized the special role of the left side (Golestani and Pallier, 2007; Golestani et al., 2007; see Introduction).

The most interesting finding of the neuroanatomic analysis of this study is that individuals with high Hindi scores also had more CPDs of HG in the right hemisphere, contradicting theories of leftward lateralization for language functions in healthy adults. In this regard it is revealing that also the AMMA score showed a particularly strong relationship with HG duplications in the right hemisphere. Evidently, both skills, even if not being directly correlated with each other, appear to be closely linked to right HG. Most interestingly, when the participants' individual factor scores on each of the three components were compared for the three HG types, it became obvious that a CPD seems to be correlated with high results in all three components of the PCA (see **Figure 2**). In other words, for all three factors defined (musicality, working memory, and language aptitude), performance of subjects with CPD was highest.

There are two main topics that need to be discussed accordingly with respect to these findings. First of all, the results suggest more than just a positive relationship between language aptitude, music and partly also working memory. It is necessary to specify the nature of this relationship, the influence of the auditory cortex on the two and why it is only the right hemisphere that seems to be much more important. Second, the function of CPDs in HGs is far from being clear. Leaving aside the hemispheric differences, there is convincing evidence for a specific structure-function relationship of HG duplications and furthermore a considerably larger prevalence of HG duplications in both musicians (Benner et al., 2017) and linguistically talented subjects (Golestani et al., 2011). The connectivity between the first HG, hosting in most cases the primary auditory core areas, and the different HG duplications, hosting among others associated language-related belt and parabelt areas, may have a hitherto unknown impact on auditory functioning and thus the development of language and musical skills.

Since our main aim was to find the neuroanatomical markers of language aptitude and language has been claimed to be predominantly left-lateralized, we expected to find differences mainly in the left hemisphere (Golestani et al., 2002, 2007, 2011; Golestani and Pallier, 2007; Wong et al., 2007; Dogil and Reiterer, 2009; Golestani and Zatorre, 2009; Reiterer et al., 2011; Warrier et al., 2012; Hu et al., 2013). Yet, in the current study the occurrence of duplications in the left hemisphere was considerably lower as compared to the balanced distribution in

the right hemisphere (see **Table 3**). Given the little variation found in the left hemisphere, a much larger sample would have been needed to perform corresponding group statistical comparisons for the left hemisphere. Therefore, all further discussion focuses on the right hemisphere only.

It is well-known that musical ability heavily relies on the right hemisphere and also recent research has shown the significance of HG on the right side for musical processing. But why does HG in the right hemisphere relate so well with the Hindi testing then? There are numerous possible explanations. To put it simple, the results clearly indicate that the shape of auditory cortex and the number of HGs in the right hemisphere are linked to musical and linguistic ability. Relationships with working memory, in contrast, could only be found through the PCA, in which the component of working memory capacity included the Hindi score. Therefore, working memory and AC structure will not be discussed in detail here. To get back to the main issue, only the individuals with a CPD (i.e., two complete gyri) in the right hemisphere had significantly higher scores in the AMMA test and in the Hindi task. The individuals with single gyri and CSDs (not counted as two complete gyri) had substantially lower results in both. Is it therefore necessary to have two HGs in the right hemisphere to have a considerable advantage in auditory processing? And if we assume that individuals with a double HG have a functionally advantageous auditory cortex, why is it that both language and music seem to be so heavily influenced by it?

In a larger sample we might have discovered even more robust evidence for the observed relationship between language aptitude and musicality. Other studies, however, have already shown that musical ability facilitates language learning. The Hindi speech imitation task is basically a working memory capacity task that requires good use of the articulators to produce foreign speech material and a functionally efficient auditory cortex to hear the subtle differences in the speech input. Could it be that only phonetic coding ability, i.e., only this particular component of language aptitude, is highly dependent on (1) musical ability or (2) the processing of auditory cortex in the right hemisphere? If phonetic coding ability were dependent on auditory processing of music-relevant features in the right hemisphere, this would explain why only the right hemisphere showed double gyri in most subjects. One of the most difficult questions in this regard is to what extent differences in auditory cortex are due to language aptitude or due to musical ability. It could be that, as in other studies, we just found a confirmation of the importance of CPDs in the right hemisphere for musical processing and due to the fact that Hindi speech imitation requires non-speech processing expertise, we found a similar relationship between the two. Another possibility is that we found a neuroanatomical marker for foreign language pronunciation aptitude and this marker also influences musical processing, leading to a high capacity in both domains. Third, our results could suggest that the right hemisphere is more important than assumed for elementary auditory processing, which is at the basis of both speech and music. Even though we do not doubt that numerous areas in the brain are of high importance for the processing of language, our results clearly highlight the

significance of auditory cortex as an essential area of auditory processing.

It could be that AMMA and Hindi, which did not show a direct correlation in this study, are independently linked to right hemispheric functions that require more HGs for efficient auditory processing. Other studies have shown that the individual morphology of these structures, despite high inter-individual variation, are extremely stable from childhood into adulthood (Seither-Preisler et al., 2014). It could thus be assumed that individual differences are first and foremost not due to environmental influences or practicing behavior. Rather, they appear to have a strong biological component, which may be genetic, prenatal, or very early post-natal. As yet, it is also unclear of how the gross-morphological structural characteristics of auditory cortex are related to characteristic functional activation patterns. This important aspect should be specifically addressed in subsequent investigations. In particular, the kind of advantage a CPD of HG has in an individual's brain and if and how this affects language learning and musical ability remains to be uncovered. In addition, even if we know that traits such as shape and number of gyri in auditory cortex play a certain role, it cannot be deduced what kind of advantage CPDs give an individual for language or music processing.

We are aware that the view of language aptitude has changed in the past decades and it is more and more frequently referred to as a dynamic construct that may indeed undergo change over time. Quite recently, an appealing study by Kepinska et al. (2017a,b) on language analytic ability highlighted the significance of the right hemisphere for language aptitude. Moreover, Prat et al. (2016) reported right-hemispheric involvement among highly successful L2 learners in their resting-state qEEG study with adult learners. The right hemisphere might thus be more important for language acquisition and processing than initially assumed. More research will be needed to explore the involvement of the right hemisphere, in particular the right HG, in different aspects of language aptitude. Also, given the various regions in the brain that are essential for language processing, we will aim at developing methods in order to structurally analyze other significant areas, such as the inferior parietal lobule (Dogil and Reiterer, 2009; Reiterer et al., 2011; Hu et al., 2013; Golestani et al., 2002, 2007, 2011 among others).

To sum up – if it is possible to determine neuroanatomical markers that remain highly stable from early infancy to adulthood, this challenges the assumption that the capacity to acquire associated behavioral skills can be substantially altered throughout lifetime. Furthermore, if the structures of certain brain regions are strongly related to specific behavioral skills, we have to find out how they control the natural unfolding and development of these skills. Although there is no doubt that numerous external variables also influence the development of language and musical skills, we support the claim that there are strong innate and/or prenatally determined neurological factors that remain to be uncovered in the next decades. We are already working on similar investigations in children with differing degrees of musicality and language ability in order to

confirm and extend the results of this study. We would also like to encourage other researchers to investigate language aptitude from an anatomical viewpoint, additionally to functional differences that have been repeatedly found in individuals with high and low language learning ability.

ETHICS STATEMENT

This study was carried out in accordance with the recommendations of ‘Ethikkommission des Universitätsklinikums Tübingen (Germany)’ with written informed consent from all subjects. All subjects gave written informed consent in accordance with the Declaration of Helsinki. The protocol was approved by the ‘Ethikkommission des Universitätsklinikums Tübingen.’

AUTHOR CONTRIBUTIONS

All authors contributed to the submitted paper. ST was responsible for the design of the work, data analysis and interpretation and drafting the article. SR contributed extensively to the data collection. All authors, PS, AS-P, SR, and ST performed a critical revision of the paper

REFERENCES

- Abrahamsson, N., and Hyllénstam, K. (2008). The robustness of aptitude effects in near-native second language acquisition. *Stud. Second Lang. Acquis.* 30, 481–509. doi: 10.1017/S027226310808073X
- Al-Shabatat, A. M. (2013). A review of the contemporary concepts of giftedness and talent. *Int. Interdiscip. J. Educ.* 2, 1336–1346. doi: 10.12816/0002983
- Artieda, G., and Muñoz, C. (2016). The LLAMA tests and the underlying structure of language aptitude at two levels of foreign language proficiency. *Learn. Individ. Diff.* 50, 42–48. doi: 10.1016/j.lindif.2016.06.023
- Atkins, P. W., and Baddeley, A. D. (1998). Working memory and distributed vocabulary learning. *Appl. Psycholinguist.* 19, 537–552. doi: 10.1017/S0142716400010353
- Baddeley, A. (2003a). Working memory: looking back and looking forward. *Nat. Rev. Neurosci.* 4, 829–839. doi: 10.1038/nrn1201
- Baddeley, A. (2003b). Working memory and language: an overview. *J. Commun. Disord.* 36, 189–208. doi: 10.1016/S0021-9924(03)00019-4
- Baddeley, A. (2017). Modularity, working memory and language acquisition. *Second Lang. Res.* 33, 299–311. doi: 10.1177/0267658317709852
- Baddeley, A., Gathercole, S., and Papagno, C. (1998). The phonological loop as a language learning device. *Psychol. Rev.* 105, 158–173. doi: 10.1037/0033-295X.105.1.158
- Baddeley, A. D., and Hitch, G. J. (1974). Working memory. *Psychol. Learn. Motiv.* 8, 47–90. doi: 10.1016/S0079-7421(08)60452-1
- Baddeley, A. D., and Hitch, G. J. (2000). Development of working memory: should the Pascual-Leone and the Baddeley and Hitch models be merged? *J. Exp. Child Psychol.* 77, 128–137. doi: 10.1006/jecp.2000.2592
- Bear, M. F., Connors, B. W., and Paradiso, M. A. (2006). *Neuroscience: Exploring the Brain*. Baltimore, MD: Lippincott Williams & Wilkins.
- Benjamini, Y., and Hochberg, Y. (1995). Controlling the false discovery rate: a practical and powerful approach to multiple testing. *J. R. Stat. Soc. B* 57, 289–300.
- Benner, J., Reinhardt, J., Schneider, P., Stippich, C., Wengenroth, M., and Blatow, M. (2017). Prevalence and function of Heschl’s gyrus morphotypes in musicians. *Brain Struct. Funct.* 222, 3587–3603. doi: 10.1007/s00429-017-1419-x
- Berken, J. A., Gracco, V. L., Chen, J. K., Watkins, K. E., Baum, S., Callahan, M., et al. (2015). Neural activation in speech production and reading aloud in native and non-native languages. *Neuroimage* 112, 208–217. doi: 10.1016/j.neuroimage.2015.03.016
- Besson, M., and Schön, D. (2003). “Comparison between language and music,” in *The Cognitive Neuroscience of Music*, eds I. Peretz and R. Zatorre (Oxford: Oxford University Press), 269–293. doi: 10.1093/acprof:oso/9780198525202.003.0018
- Besson, M., Schön, D., Moreno, S., Santos, A., and Magne, C. (2007). Influence of musical expertise and musical training on pitch processing in music and language. *Restor. Neurol. Neurosci.* 25, 399–410. doi: 10.1162/jocn.2010.21585
- Biedroń, A. (2011a). Personality factors as predictors of foreign language aptitude. *Stud. Second Lang. Learn. Teach.* 1, 467–489. doi: 10.14746/ssl.2011.1.4.2
- Biedroń, A. (2011b). “Intelligence in Gifted L2 Learners,” in *Second Language Learning and Teaching*, ed. M. Pawlak (Berlin: Springer), 129–142.
- Biedroń, A. (2012). “Memory abilities in gifted foreign language learners,” in *New Perspectives on Individual Differences in Language Learning and Teaching*, ed. M. Pawlak (Berlin: Springer), 77–96.
- Biedroń, A. (2015). Neurology of foreign language aptitude. *Stud. Second Lang. Learn. Teach.* 5, 13–40. doi: 10.14746/ssl.2015.5.1.2
- Biedroń, A., and Pawlak, M. (2016a). New conceptualizations of linguistic giftedness. *Lang. Teach.* 49, 151–185. doi: 10.1017/S0261444815000439
- Biedroń, A., and Pawlak, M. (2016b). The interface between research on individual difference variables and teaching practice: the case of cognitive factors and personality. *Stud. Second Lang. Learn. Teach.* 6:3. doi: 10.14746/ssl.2016.6.3.3
- Biedroń, A., and Szczepaniak, A. (2009). The cognitive profile of a talented foreign language learner. A case study. *Psychol. Lang. Commun.* 13, 53–71. doi: 10.2478/V10057-009-0004-7
- Botting, N., and Conti-Ramsden, G. (2001). Non-word repetition and language development in children with specific language impairment (SLI). *Int. J. Lang. Commun. Disord.* 36, 421–432. doi: 10.1080/13682820110074971
- Brown, H. D. (2006). *Principles of Language Learning and Teaching*. White Plains, NY: Pearson Education.

and gave their approval to the final version for submission.

FUNDING

Financial support for a part of this study’s data had been provided by a DFG project headed by Prof. Hermann Ackermann (AC-55/1).

ACKNOWLEDGMENTS

The authors would like to thank all the departments and institutes involved; in particular, the authors are very thankful for all the support they were given from colleagues and collaboration partners. They are furthermore extremely grateful for the participants and their interest in scientific research. They want to thank Dr. Vinod Kumar for help with the Hindi stimuli and the Hindi ratings and Prof. Wolfgang Grodd (both MPI for Biological Cybernetics, Tübingen, Germany), Dr. Michael Erb and team for support with MR imaging facilities at the former section of Magnetic Resonance Imaging of the CNS at the University Clinic Tübingen. ST is recipient of a DOC-team-fellowship of the Austrian Academy of Sciences.

- Carroll, J. B. (1958). A factor analysis of two foreign language aptitude batteries. *J. Gen. Psychol.* 59, 3–19. doi: 10.1080/00221309.1958.9710168
- Carroll, J. B. (1962). “The prediction of success in intensive foreign language training,” in *Training Research and Education*, ed. R. Glaser (Pittsburgh: University of Pittsburgh Press), 87–136.
- Carroll, J. B. (1973). Implications of aptitude test research and psycholinguistic theory for foreign language teaching. *Linguistics* 11, 5–14. doi: 10.1515/ling.1973.11.112.5
- Carroll, J. B. (1990). “Cognitive abilities in foreign language aptitude,” in *Language Aptitude Reconsidered*, eds T. S. Parry and C. W. Stansfield (Englewood Cliffs, NJ: Prentice Hall), 11–30.
- Carroll, J. B., and Sapon, S. (1957). *Modern Language Aptitude Test*. Bethesda, MD: Second Language Testing.
- Chan, E., Skehan, P., and Gong, G. (2011). Working memory, phonemic coding ability and foreign language aptitude: potential for construction of specific language aptitude tests—the case of Cantonese. *Ilha Desterro* 60, 45–69.
- Chobert, J., and Besson, M. (2013). Musical expertise and second language learning. *Brain Sci.* 3, 923–940. doi: 10.3390/brainsci3020923
- Christiner, M., and Reiterer, S. M. (2013). Song and speech: examining the link between singing talent and speech imitation ability. *Front. Psychol.* 4:874. doi: 10.3389/fpsyg.2013.00874
- Christiner, M., and Reiterer, S. M. (2015). A mozart is not a pavarotti: singers outperform instrumentalists on foreign accent imitation. *Front. Hum. Neurosci.* 9:482. doi: 10.3389/fnhum.2015.00482
- Coady, J. A., and Evans, J. L. (2008). Uses and interpretations of non-word repetition tasks in children with and without specific language impairments (SLI). *Int. J. Lang. Commun. Disord.* 43, 1–40. doi: 10.1080/13682820601116485
- Deiglmayr, A., Schalk, L., and Stern, E. (2017). “Begabung, intelligenz, talent, Wissen, kompetenz und expertise: eine Begriffserklärung,” in *Begabungen und Talente*, eds U. Trautwein and M. Hasselhorn (Göttingen: Hogrefe Verlag), 1–16.
- Dogil, G., and Reiterer, S. M. (2009). *Talent and Brain Activity*. Berlin: Mouton de Gruyter.
- Dolman, M., and Spring, R. (2014). To what extent does musical aptitude influence foreign language pronunciation skills? A multi-factorial analysis of Japanese learners of English. *World J. Engl. Lang.* 4, 1–11. doi: 10.5430/wjel.v4n4p1
- Dörnyei, Z. (1998). Motivation in second and foreign language learning. *Lang. Teach.* 31, 117–135. doi: 10.1017/S026144480001315X
- Dörnyei, Z. (2006). Individual differences in second language acquisition. *AILA Rev.* 19, 42–68.
- Dörnyei, Z., and Ryan, S. (2015). *The Psychology of the Language Learner Revisited*. New York, NY: Routledge.
- Dörnyei, Z., and Skehan, P. (2003). “Individual differences in second language learning,” in *The Handbook of Second Language Acquisition*, eds M. Long and C. J. Doughty (Oxford: Blackwell), 589–630.
- Eisenstein, M. (1980). Childhood bilingualism and adult language learning aptitude. *Int. Rev. Appl. Psychol.* 29, 159–174. doi: 10.1111/j.1464-0597.1980.tb00888.x
- Ellis, N. C., and Sinclair, S. G. (1996). Working memory in the acquisition of vocabulary and syntax: putting language in good order. *Q. J. Exp. Psychol.* 49, 234–250. doi: 10.1080/027249896392883
- Faulkner, H. (2003). *Predicting Gifted Foreign Language Learning and Performance*. Ph.D. dissertation, University of Nottingham, Nottingham.
- Fonseca-Mora, C., Toscano-Fuentes, C., and Wermke, K. (2011). Melodies that help: the relation between language aptitude and musical intelligence. *Int. J. Engl. Stud.* 22, 101–118.
- Friederici, A. D. (2009). Pathways to language: fiber tracts in the human brain. *Trends Cogn. Sci.* 13, 175–181. doi: 10.1016/j.tics.2009.01.001
- Gagné, F. (1995). From giftedness to talent: a developmental model and its impact on the language of the field. *Roepers Rev.* 18, 103–111. doi: 10.1080/02783199509553709
- Gagné, F. (2005). “From gifts to talents: the DMGT as a developmental model,” in *Conceptions of Giftedness*, eds J. E. Davidson and R. J. Sternberg (Cambridge: Cambridge University Press), 98–119.
- Galaburda, A. M., Sanides, F., and Geschwind, N. (1978). Cytoarchitectonic left-right asymmetries in the temporal speech region. *Arch. Neurol.* 35, 812–817. doi: 10.1001/archneur.1978.00500360036007
- Ganschow, L., and Sparks, R. (1995). Effects of direct instruction in Spanish phonology on the native-language skills and foreign-language aptitude of at-risk foreign-language learners. *J. Learn. Disabil.* 28, 107–120. doi: 10.1177/002221949502800205
- Gathercole, S. E., and Baddeley, A. D. (1990). The role of phonological memory in vocabulary acquisition: a study of young children learning new names. *Br. J. Psychol.* 8, 439–454. doi: 10.1111/j.2044-8295.1990.tb02371.x
- Gathercole, S. E., Service, E., Hitch, G. J., Adams, A. M., and Martin, A. J. (1999). Phonological short-term memory and vocabulary development: further evidence on the nature of the relationship. *Appl. Cogn. Psychol.* 13, 65–77. doi: 10.1002/(SICI)1099-0720(199902)13:1<65::AID-ACP548>3.0.CO;2-O
- Golestani, N., Molko, N., Dehaene, S., LeBihan, D., and Pallier, C. (2007). Brain structure predicts the learning of foreign speech sounds. *Cereb. Cortex* 17, 575–582. doi: 10.1093/cercor/bhk001
- Golestani, N., and Pallier, C. (2007). Anatomical correlates of foreign speech sound production. *Cereb. Cortex* 17, 929–934. doi: 10.1093/cercor/bhl003
- Golestani, N., Paus, T., and Zatorre, R. J. (2002). Anatomical correlates of learning novel speech sounds. *Neuron* 35, 997–1010. doi: 10.1016/S0896-6273(02)00862-0
- Golestani, N., Price, C. J., and Scott, S. K. (2011). Born with an ear for dialects? Structural plasticity in the expert phonetician brain. *J. Neurosci.* 31, 4213–4220. doi: 10.1523/JNEUROSCI.3891-10.2011
- Golestani, N., and Zatorre, R. J. (2009). Individual differences in the acquisition of second language phonology. *Brain Lang.* 109, 55–67. doi: 10.1016/j.bandl.2008.01.005
- Gordon, E. E. (1980). The assessment of music aptitudes of very young children. *Gift. Child Q.* 24, 107–111. doi: 10.1177/001698628002400303
- Gordon, E. E. (2001). *Music Aptitude and Related Tests*. Chicago, IL: GIA Publications, Inc.
- Granena, G. (2013). “Cognitive aptitudes for second language learning and the LLAMA language aptitude test,” in *Sensitive Periods, Language Aptitude, and Ultimate L2 Attainment*, eds G. Granena and M. Long (Amsterdam: John Benjamins Publishing), 105–130.
- Granena, G., and Long, M. (2013). *Sensitive Periods, Language Aptitude, and Ultimate L2 Attainment*. Amsterdam: John Benjamins Publishing.
- Hackett, T. A. (2009). “The evolution of the primate and human auditory system,” in *Evolutionary Neuroscience*, ed. J. H. Haas (Oxford: Academic Press), 893–905.
- Heschl, R. L. (1878). *Über Die Vordere Quere Schläfenwindung Des Menschlichen Grosshirns*. Wien: Braumüller.
- Hu, X., Ackermann, H., Martin, J. A., Erb, M., Winkler, S., and Reiterer, S. M. (2013). Language aptitude for pronunciation in advanced second language (L2) learners: behavioural predictors and neural substrates. *Brain Lang.* 127, 366–376. doi: 10.1016/j.bandl.2012.11.006
- Jacquemot, C., and Scott, S. K. (2006). What is the relationship between phonological short-term memory and speech processing? *Trends Cogn. Sci.* 10, 480–486. doi: 10.1016/j.tics.2006.09.002
- Jäncke, L. (2012). The relationship between music and language. *Front. Psychol.* 3:123. doi: 10.3389/fpsyg.2012.00123
- Jilka, M. (2009). “Talent and proficiency in language,” in *Language Talent and Brain Activity*, eds G. Dogil and S. M. Reiterer (Berlin: Mouton de Gruyter), 1–16.
- Kepinska, O. (2017). *The Neurobiology of Individual Differences in Grammar Learning*. Ph.D. dissertation, University of Leiden, Leiden.
- Kepinska, O., de Rover, M., Caspers, J., and Schiller, N. O. (2017a). On neural correlates of individual differences in novel grammar learning: an fMRI study. *Neuropsychologia* 98, 156–168. doi: 10.1016/j.neuropsychologia.2016.06.014
- Kepinska, O., de Rover, M., Caspers, J., and Schiller, N. O. (2017b). Whole-brain functional connectivity during acquisition of novel grammar: distinct functional networks depend on language learning abilities. *Behav. Brain Res.* 320, 333–346. doi: 10.1016/j.bbr.2016.12.015
- Klein, E. C. (1995). Second versus third language acquisition: is there a difference? *Lang. Learn.* 45, 419–466. doi: 10.1111/j.1467-1770.1995.tb00448.x
- Kocić, A. (2010). The effects of aptitude on language learning. *Komun. Kult.* 1, 234–243.
- Koelsch, S. (2005). Neural substrates of processing syntax and semantics in music. *Curr. Opin. Neurobiol.* 15, 1–6. doi: 10.1016/j.conb.2005.03.005
- Kormos, J., and Sáfár, A. (2008). Phonological short-term memory, working memory and foreign language performance in intensive

- language learning. *Bilingualism* 11, 261–271. doi: 10.1017/S1366728908003416
- Kraus, N., and Chandrasekaran, B. (2010). Music training for the development of auditory skills. *Nat. Rev. Neurosci.* 11, 599–605. doi: 10.1038/nrn2882
- Lee, L., and Lin, S. C. (2015). The impact of music activities on foreign language, English learning for young children. *J. Eur. Teach. Educ. Netw.* 10, 13–23.
- Li, S. (2015). The associations between language aptitude and second language grammar acquisition: a meta-analytic review of five decades of research. *Appl. Linguist.* 36, 385–408. doi: 10.1093/applin/amu054
- Li, S. (2016). The construct validity of language aptitude. *Stud. Second Lang. Acquis.* 38, 801–842. doi: 10.1017/S027226311500042X
- Linck, J. A., Hughes, M. M., Campbell, S., Silbert, N. H., Tare, M., Jackson, S. R., et al. (2013). Hi-LAB: a new measure of aptitude for high-level language proficiency. *Lang. Learn.* 63, 530–566. doi: 10.1111/lang.12011
- Linck, J. A., Osthus, P., Koeth, J. T., and Bunting, M. F. (2014). Working memory and second language comprehension and production: a meta-analysis. *Psychon. Bull. Rev.* 21, 861–883. doi: 10.3758/s13423-013-0565-2
- Ludke, K. M. (2010). *Songs and Singing in Foreign Language Learning*. Ph.D. dissertation. University of Edinburgh, Edinburgh.
- Ludke, K. M., Ferreira, F., and Overy, K. (2014). Singing can facilitate foreign language learning. *Mem. Cogn.* 42, 41–52. doi: 10.3758/s13421-013-0342-5
- Magne, C., Schön, D., and Besson, M. (2006). Musician children detect pitch violations in both music and language better than nonmusician children: behavioral and electrophysiological approaches. *J. Cogn. Neurosci.* 18, 199–211. doi: 10.1162/jocn.2006.18.2.199
- Marie, D., Maingault, S., Crivello, F., Mazoyer, B., and Tzourio-Mazoyer, N. (2016). Surface-based morphometry of cortical thickness and surface area associated with Heschl's gyri duplications in 43 healthy volunteers. *Front. Hum. Neurosci.* 10:69. doi: 10.3389/fnhum.2016.00069
- McDonald, J. H. (2014). *Handbook of Biological Statistics*, 3rd Edn. Baltimore, MD: Sparky House Publishing.
- McGettigan, C., and Scott, S. K. (2012). Cortical asymmetries in speech perception: what's wrong, what's right and what's left? *Trends Cogn. Sci.* 16, 269–276. doi: 10.1016/j.tics.2012.04.006
- Meara, P. (2005). *LLAMA Language Aptitude Tests: The Manual*. Swansea: Lognostics.
- Milovanov, R. (2009). *The Connectivity of Musical Aptitude and Foreign Language Learning Skills: Neural and Behavioural Evidence*. Turku: University of Turku.
- Milovanov, R., Huotilainen, M., Esquef, P. A. A., Välimäki, V., Alku, P., and Tervaniemi, M. (2009). The role of musical aptitude and language skills in preattentive duration determination in school-aged children. *Neurosci. Lett.* 460, 161–165. doi: 10.1016/j.neulet.2009.05.063
- Milovanov, R., Huotilainen, M., Välimäki, V., Esquef, P. A. A., and Tervaniemi, M. (2008). Musical aptitude and second language pronunciation skills in school-aged children: neural and behavioral evidence. *Brain Res.* 1194, 81–89. doi: 10.1016/j.brainres.2007.11.042
- Milovanov, R., and Tervaniemi, M. (2011). The interplay between musical and linguistic aptitudes: a review. *Front. Psychol.* 2:321. doi: 10.3389/fpsyg.2011.00321
- Milovanov, R., Tervaniemi, M., and Gustafsson, M. (2004). “The impact of musical aptitude in foreign language acquisition,” in *Proceedings of the 8th International Conference on Music Perception & Cognition*, eds S. D. Lipscomb, R. Ashley, R. O. Gjerdingen, and P. Webster (Adelaide, SA: Causal Productions).
- Milovanov, R., Pietilä, P., Tervaniemi, M., and Esquef, P. A. A. (2010). Foreign language pronunciation skills and musical aptitude: a study of Finnish adults with higher education. *Learn. Individ. Diff.* 20, 56–60. doi: 10.1016/j.lindif.2009.11.003
- Miyake, A., and Friedman, N. P. (1998). “Individual differences in second language proficiency: working memory as language aptitude,” in *Foreign Language Learning - Psycholinguistic Studies on Training and Retention*, eds A. F. Healy and L. E. Bourne Jr. (Mahwah, NJ: Lawrence Erlbaum), 339–364.
- Morosan, P., Rademacher, J., Schleicher, A., Amunts, K., Schormann, T., and Zilles, K. (2001). Human primary auditory cortex: cytoarchitectonic subdivisions and mapping into a spatial reference system. *Neuroimage* 13, 684–701. doi: 10.1006/nimg.2000.0715
- Nardo, D., and Reiterer, S. M. (2009). “Musicality and phonetic language aptitude,” in *Language Talent and Brain Activity*, eds G. Dogil and S. M. Reiterer (Berlin: Mouton de Gruyter), 213–256.
- Patel, A. D. (2012). “Language, music, and the brain: a resource-sharing framework,” in *Language and Music as Cognitive Systems*, eds P. Rebuschat, M. Rohrmeier, J. Hawkins, and I. Cross (Oxford: Oxford University Press), 204–223.
- Patel, D. (2011). Why would musical training benefit the neural encoding of speech? The OPERA hypothesis. *Front. Psychol.* 2:142. doi: 10.3389/fpsyg.2011.00142
- Penhune, V. B., Zatorre, R. J., MacDonald, J. D., and Evans, A. C. (1996). Interhemispheric anatomical differences in human primary auditory cortex: probabilistic mapping and volume measurement from magnetic resonance scans. *Cereb. Cortex* 6, 661–672. doi: 10.1093/cercor/6.5.661
- Poeppl, D. (2003). The analysis of speech in different temporal integration windows: cerebral lateralization as ‘asymmetric sampling in time’. *Speech Commun.* 41, 245–255. doi: 10.1016/S0167-6393(02)00107-3
- Prat, C. S., Yamasaki, B. L., Kluender, R. A., and Stocco, A. (2016). Resting-state qEEG predicts rate of second language learning in adults. *Brain Lang.* 15, 44–50. doi: 10.1016/j.bandl.2016.04.007
- Price, C. J. (2010). The anatomy of language: a review of 100 fMRI studies published in 2009. *Ann. N. Y. Acad. Sci.* 1191, 62–88. doi: 10.1111/j.1749-6632.2010.05444.x
- Price, C. J. (2012). A review and synthesis of the first 20 years of PET and fMRI studies of heard speech, spoken language and reading. *Neuroimage* 62, 816–847. doi: 10.1016/j.neuroimage.2012.04.062
- Purves, D., Augustine, G. J., Fitzpatrick, D., Katz, L. C., La Mantia, A.-S., McNamara, J. O., et al. (2001). *Neuroscience*. Sunderland, MA: Sinauer Associates.
- Rademacher, J., Galaburda, A. M., Kennedy, D. N., Filipek, P. A., and Caviness, V. S. J. (1992). Human cerebral cortex: localization, parcellation, and morphometry with magnetic resonance imaging. *J. Cogn. Neurosci.* 4, 352–374. doi: 10.1162/jocn.1992.4.4.352
- Rademacher, J., Morosan, P., Schormann, T., Schleicher, A., Werner, C., Freund, H.-J., et al. (2001). Probabilistic mapping and volume measurement of human primary auditory cortex. *Neuroimage* 13, 669–683. doi: 10.1006/nimg.2000.0714
- Reiterer, S. M., Hu, X., Erb, M., Rota, G., Nardo, D., Grodd, W., et al. (2011). Individual differences in audio-vocal speech imitation aptitude in late bilinguals: functional neuro-imaging and brain morphology. *Front. Psychol.* 2:271. doi: 10.3389/fpsyg.2011.00271
- Robinson, P. (2001). Individual differences, cognitive abilities, aptitude complexes and learning conditions in second language acquisition. *Second Lang. Res.* 17, 368–392. doi: 10.1177/026765830101700405
- Robinson, P. (2002). “Effects of individual differences in intelligence, aptitude, and working memory on adult incidental SLA: a replication and extension of Reber, Walkenfield and Hernstad (1991),” in *Individual Differences and Instructed Language Learning*, ed. P. Robinson (Amsterdam: John Benjamins Publishing), 211–265.
- Robinson, P. (2005). Aptitude and second language acquisition. *Annu. Rev. Appl. Linguist.* 25, 46–73. doi: 10.1017/S0267190505000036
- Robinson, P. (2012). “Individual differences, aptitude complexes, SLA processes, and aptitude test development,” in *New Perspectives on Individual Differences in Language Learning and Teaching*, ed. M. Pawlak (Berlin: Springer), 57–75.
- Rogers, V. E., Meara, P., Aspinall, R., Fallon, L., Goss, T., Keey, E., et al. (2016). Testing aptitude. *EUROSLA Yearb.* 16, 179–210. doi: 10.1075/eurosla.16.07rog
- Rota, G., and Reiterer, S. M. (2009). “Cognitive aspects of pronunciation talent: how empathy, mental flexibility, working memory and intelligence interact with phonetic talent,” in *Language Talent and Brain Activity*, eds G. Dogil and S. M. Reiterer (Berlin: Mouton de Gruyter), 67–96.
- Sáfár, A., and Kormos, J. (2008). Revisiting problems with foreign language aptitude. *IRAL* 46, 113–136. doi: 10.1515/IRAL.2008.005
- Sawyer, M., and Ranta, L. (2001). “Aptitude, individual differences, and instructional design,” in *Cognition and Second Language Instruction*, ed. P. Robinson (Cambridge: Cambridge University Press), 319–353. doi: 10.1017/CBO9781139524780.013
- Schneider, P., Andermann, M., Wengenroth, M., Goebel, R., Flor, H., Rupp, A., et al. (2009). Reduced volume of Heschl's Gyrus in tinnitus. *Neuroimage* 45, 927–939. doi: 10.1016/j.neuroimage.2008.12.045
- Schneider, P., Scherg, M., Dosch, H. G., Specht, H. J., Gutschalk, A., and Rupp, A. (2002). Morphology of Heschl's gyrus reflects enhanced activation

- in the auditory cortex of musicians. *Nat. Neurosci.* 5, 688–694. doi: 10.1038/nn871
- Schneider, P., Sluming, V., Roberts, N., Bleack, S., and Rupp, A. (2005). Structural, functional, and perceptual differences in Heschl's Gyrus and musical instrument preference. *Ann. N. Y. Acad. Sci.* 1060, 387–394. doi: 10.1196/annals.1360.033
- Schön, D., Magne, C., and Besson, M. (2004). The music of speech: music training facilitates pitch processing in both music and language. *Psychophysiology* 41, 341–349. doi: 10.1111/1469-8986.00172.x
- Seither-Preisler, A., Parncutt, R., and Schneider, P. (2014). Size and synchronization of auditory cortex promotes musical, literacy, and attentional skills in children. *J. Neurosci.* 34, 10937–10949. doi: 10.1523/JNEUROSCI.5315-13.2014
- Serrallach, B., Groß, C., Bernhofs, V., Engelmann, D., Benner, J., Gündert, N., et al. (2016). Neural biomarkers for dyslexia, ADHD, and ADD in the auditory cortex of children. *Front. Neurosci.* 10:324. doi: 10.3389/fnins.2016.00324
- Shabani, M. B., and Torkeh, M. (2014). The relationship between musical intelligence and foreign language learning: the case of Iranian learners of English. *Int. J. Appl. Linguist. Engl. Lit.* 3, 26–32. doi: 10.7575/aiac.ijalel.v.3n.3p.26
- Singleton, D. (2017). Language aptitude: desirable trait or acquirable attribute? *Stud. Second Lang. Learn. Teach.* 7, 89–103. doi: 10.14746/ssl.2017.7.1.5
- Skehan, P. (1986). “Where does language aptitude come from?,” in *Spoken Language*, ed. P. M. Meara (London: Centre for Information and Language Teaching), 95–113.
- Skehan, P. (2002). “Theorising and updating aptitude,” in *Individual Differences and Instructed Language Learning*, ed. P. Robinson (Amsterdam: John Benjamins), 69–95.
- Slevc, L. R., and Miyake, A. (2006). Individual differences in second-language proficiency. *Psychol. Sci.* 17, 675–681. doi: 10.1111/j.1467-9280.2006.01765.x
- Sparks, R., and Ganschow, L. (2001). Aptitude for learning a foreign language. *Annu. Rev. Appl. Linguist.* 21, 90–111. doi: 10.1017/S026719050100006X
- Sparks, R. L., Humbach, N., Patton, J. O. N., and Ganschow, L. (2011). Subcomponents of second-language aptitude and second-language proficiency. *Modern Lang. J.* 95, 253–273. doi: 10.1111/j.1540-4781.2011.01176.x
- Spolsky, B. (1995). Prognostication and language aptitude testing, 1925–62. *Lang. Test.* 12, 321–340. doi: 10.1177/026553229501200304
- Stansfield, C. W., and Reed, D. J. (2004). The story behind the modern language aptitude test: an interview with John B. Carroll (1916–2003). *Lang. Assess. Q.* 1, 43–56. doi: 10.1207/s15434311laq0101_4
- Stern, E., and Neubauer, A. (2013). *Lernen Macht Intelligent: Warum Begabung Gefördert Werden Muss*. München: DVA.
- Talairach, J., and Tournoux, P. (1988). *Co-planar Stereotaxic Atlas of the Human Brain. 3-Dimensional Proportional System: An Approach to Cerebral Imaging*. New York, NY: Thieme.
- Thompson, A. S. (2013). The interface of language aptitude and multilingualism: reconsidering the bilingual/multilingual dichotomy. *Modern Lang. J.* 97, 685–701. doi: 10.1111/j.1540-4781.2013.12034.x
- Van den Noort, M. W., Bosch, P., and Hugdahl, K. (2006). Foreign language proficiency and working memory capacity. *Eur. Psychol.* 11, 289–296. doi: 10.1027/1016-9040.11.4.289
- Vangehuchten, L., Verhoeven, V., and Thys, P. (2015). Pronunciation proficiency and musical aptitude in Spanish as a foreign language: results of an experimental research project. *Rev. Lingüíst. Lenguas Aplicadas* 10, 90–100. doi: 10.4995/rlyla.2015.3372
- Warrier, C., Wong, P., Penhune, V., Zatorre, R., Parrish, T., and Kraus, N. (2012). Relating structure to function: Heschl's Gyrus and acoustic processing. *J. Neurosci.* 29, 61–69. doi: 10.1523/JNEUROSCI.3489-08.2009
- Wen, Z. (2012). Foreign language aptitude. *ELT J.* 66, 233–235. doi: 10.1093/elt/ccr068
- Wen, Z. (2016). *Working Memory and Second Language Learning: Towards an Integrated Approach*. Bristol: Multilingual Matters.
- Wen, Z., and Skehan, P. (2011). A new perspective on foreign language aptitude research: building and supporting a case for “working memory as language aptitude”. *Ilha Do Desterro J. Engl. Lang. Lit. Engl. Cult. Stud.* 60, 15–43. doi: 10.5007/2175-8026.2011n60p015
- Wen, Z., Skehan, P., and Biedroń, A. (2017). Foreign language aptitude theory: yesterday, today and tomorrow. *Lang. Teach.* 50, 1–31. doi: 10.1017/S0261444816000276
- Wengenroth, M., Blatow, M., Bendszus, M., and Schneider, P. (2010). Leftward lateralization of auditory cortex underlies holistic sound perception in Williams syndrome. *PLOS ONE* 5:e12326. doi: 10.1371/journal.pone.0012326
- Wengenroth, M., Blatow, M., Heinecke, A., Reinhardt, J., Stippich, C., Hofmann, E., et al. (2013). Increased volume and function of right auditory cortex as a marker for absolute pitch. *Cereb. Cortex* 24, 1127–1137. doi: 10.1093/cercor/bhs391
- Winke, P. (2013). An investigation into second language aptitude for advanced Chinese language learning. *Modern Lang. J.* 97, 109–130. doi: 10.1111/j.1540-4781.2013.01428.x
- Wong, P., Perrachione, T. K., and Parrish, T. B. (2007). Neural characteristics of successful and less successful speech and word learning in adults. *Hum. Brain Mapp.* 28, 995–1006. doi: 10.1002/hbm.20330
- Wong, P. C. M., Warrier, C. M., Penhune, V. B., Roy, A. K., Sadehh, A., Parrish, T. B., et al. (2008). Volume of left Heschl's Gyrus and linguistic pitch learning. *Cereb. Cortex* 18, 828–836. doi: 10.1093/cercor/bhm115
- Xiang, H. (2012). *The Language Networks of the Brain*. Ph.D. dissertation, Radboud Universiteit Nijmegen, Nijmegen.
- Xiang, H., Dediu, D., Roberts, L., Oort, E. V., Norris, D. G., and Hagoort, P. (2012). The structural connectivity underpinning language aptitude, working memory, and IQ in the perisylvian language network. *Lang. Learn.* 62, 110–130. doi: 10.1111/j.1467-9922.2012.00708.x
- Zatorre, R. J., Belin, P., and Penhune, V. B. (2002). Structure and function of auditory cortex: music and speech. *Trends Cogn. Sci.* 6, 37–46. doi: 10.1016/S1364-6613(00)01816-7

Conflict of Interest Statement: The authors declare that the research was conducted in the absence of any commercial or financial relationships that could be construed as a potential conflict of interest.

The reviewer OK and handling Editor declared their shared affiliation.

Copyright © 2017 Turker, Reiterer, Seither-Preisler and Schneider. This is an open-access article distributed under the terms of the Creative Commons Attribution License (CC BY). The use, distribution or reproduction in other forums is permitted, provided the original author(s) or licensor are credited and that the original publication in this journal is cited, in accordance with accepted academic practice. No use, distribution or reproduction is permitted which does not comply with these terms.