



OPEN ACCESS

EDITED BY
Pei Wang,
Southwest University, China

REVIEWED BY
Xiaoling Song,
Nanjing Agricultural University, China
Charles Whitfield,
National Institute of Agricultural Botany
(NIAB), United Kingdom
Srikrishna Sahu,
Indian Institute of Technology Madras,
India

*CORRESPONDENCE
Yajia Liu
✉ liuyajia@cau.edu.cn

SPECIALTY SECTION
This article was submitted to
Technical Advances in Plant Science,
a section of the journal
Frontiers in Plant Science

RECEIVED 15 August 2022
ACCEPTED 12 January 2023
PUBLISHED 03 February 2023

CITATION
Wang S, Li X, Nuyttens D, Zhang L, Liu Y
and Li X (2023) Evaluation of compact
air-induction flat fan nozzles for
herbicide applications: Spray drift
and biological efficacy.
Front. Plant Sci. 14:1018626.
doi: 10.3389/fpls.2023.1018626

COPYRIGHT
© 2023 Wang, Li, Nuyttens, Zhang, Liu and
Li. This is an open-access article distributed
under the terms of the [Creative Commons
Attribution License \(CC BY\)](https://creativecommons.org/licenses/by/4.0/). The use,
distribution or reproduction in other
forums is permitted, provided the original
author(s) and the copyright owner(s) are
credited and that the original publication in
this journal is cited, in accordance with
accepted academic practice. No use,
distribution or reproduction is permitted
which does not comply with these terms.

Evaluation of compact air-induction flat fan nozzles for herbicide applications: Spray drift and biological efficacy

Shilin Wang^{1,2}, Xinjie Li³, David Nuyttens⁴, Lanting Zhang¹,
Yajia Liu^{1*} and Xue Li²

¹College of Science, China Agricultural University, Beijing, China, ²Institute of Agricultural Facilities and Equipment, Jiangsu Academy of Agricultural Sciences, Nanjing, Jiangsu, China, ³Syngenta Nantong Crop Protection Co Ltd, Nantong, Jiangsu, China, ⁴Flanders Research Institute for Agriculture, Fisheries and Food (ILVO), Melle, Belgium

Nozzles are the most critical component of a sprayer for pesticide applications. Recently, air-induction nozzles and twin flat-fan air-induction nozzles have started to be used for herbicide applications. In order to evaluate the potential of compact air-induction nozzles for herbicide spraying, this paper compares the effects of air-induction nozzles and standard flat-fan nozzles on spray atomization, deposition, drift, and weed control efficacy in maize and wheat. Droplet spectra were measured by a laser particle size analyzer, and drift potential values were determined using a drift test bench (ISO 22401). A field study was conducted to compare the spray drift and biological efficacy between Lechler standard flat-fan nozzles and compact air-induction nozzles including different nozzle sizes. In the range from 0.2 to 0.4 MPa, the droplet size classes of the LU and ST nozzles were very similar and ranged from fine to very fine, while the droplets of the air-induction nozzles IDK and IDKT were medium or coarse depending on the spray pressure and nozzle size. The drift potential trials showed that the droplet size characteristics, mainly V_{100} , are strongly linked with the drift reduction potential. Both drift potential and field results showed that the compact air-induction nozzles had a good performance in drift reduction. In terms of weed control biological efficacy, there were no significant differences between standard flat-fan nozzles and air-induction nozzles. In all cases, the efficacy values were above 80% both in maize and in wheat. In conclusion, air-induction nozzles are recommended for herbicide applications as they provide good biological efficacy while significantly reducing the amount of spray drift, which is of great significance for the protection of the environment and the surrounding sensitive crops.

KEYWORDS

nozzle, droplet size, deposition, drift potential, herbicide application

1 Introduction

Effective spray deposition and drift reduction of herbicide applications have come to the forefront all over the world (Alves et al., 2017; Butts et al., 2019; Oliveira et al., 2019; Carbonari and Velini, 2021). A number of previous studies have shown that droplet size plays an important role on spray deposition and drift behavior (Ennis and Williamson, 1963; McKinlay et al., 1974; Lake, 1977; Knoche, 1994; Jensen et al., 2001; Wilkerson et al., 2004; Shan et al., 2021). In most cases, smaller spray droplets provide greater coverage and deposition of the target tissue, thus maximizing herbicide activity. Larger droplets have a higher kinetic energy and velocity (Nuyttens et al., 2009), which promote bouncing and shattering of the droplets on the leaf surface (Zwertvaegher et al., 2014; Delele et al., 2016; Franca et al., 2020). However, drift potential is closely related to droplet size. The smaller the droplet, the higher its drift potential (Hewitt, 1997; Miller and Tuck, 2005; Nuyttens et al., 2007; Stainier et al., 2006; Qin et al., 2010; Wang SL et al., 2018). For this purpose, it is of great significance to select the proper droplet size in the process of chemical weed control.

Nozzles are one of the most critical components of the sprayer for pesticide applications, which play a decisive role in the process of liquid atomization, transfer and impact on the targets, and deposition and drift characteristics of pesticide droplets (Butler-Ellis et al., 1997; Ferguson et al., 2015; Machado et al., 2019; Chen et al., 2022). According to the shape of the spray fan, nozzles can generally be divided into hollow cone and flat-fan nozzles. Meanwhile, each kind of nozzle can be subdivided into a variety of types, each one with their own droplet size characteristics—for example, the Lechler hollow cone TR, ITR, and TX nozzles and the Lechler flat-fan ST, LU, IDK, and IDKT nozzles. In practice, the nozzle should be selected based on the environmental conditions, the application target, and the types or formulations of the active ingredients (Al Heidary et al., 2014). In China, hollow cone nozzles are often used for fungicide and insecticide applications because of their acceptably uniform deposition in a large spray area, and flat-fan nozzles are the first choice for herbicide applications due to their superb uniformity of deposition.

Flat-fan nozzles produce a thin, flat liquid sheet spreading outwards from the nozzle tip. Based on flat-fan nozzles, air-induction (also called air injector or air inclusion) flat-fan nozzles have been developed to reduce spray drift, which was beneficial to target deposition (Vallet and Tinet, 2013). For air-induction nozzles, air is drawn into the liquid channel through aspiration holes and mixed with the spray liquid (Bai et al., 2013; Dacunha et al., 2020). Consequently, larger air-bubble-containing droplets are formed, which are scattered into smaller droplets when impacting on the target due to the splashing of the droplets (McArtney and Obermiller, 2008; Zwertvaegher et al., 2014; Delele et al., 2016). The use of air-induction nozzles is increasing in many European and American countries (Sousa Alves, et al., 2017).

Recently, some new compact anti-drift air-induction nozzles and twin flat-fan air-induction nozzles have started to be used for herbicide spraying (Jensen et al., 2001; Xie et al., 2020), such as the Lechler IDK and IDKT nozzles tested in this study. In recent years, more and more studies focused on the spraying performance of these newly designed nozzles and their efficacy using real Plant Protection

Products (Creech et al., 2018; Dafsari et al., 2021; Gong et al., 2022). In order to highlight the role of the compact air-induction nozzle in herbicide spraying, this paper compares the spray performance of the compact air-induction nozzles with conventional flat-fan nozzles. The droplet spectra of the nozzles were measured and classified, and the linear relationship between the droplet size and drift reduction percentage was clarified. At the same time, the field drift and control efficacy of air-induction nozzles and conventional flat-fan nozzles were compared. All these aspects have an important guiding role in the appropriate selection of nozzles for the chemical control of weeds in the field.

2 Materials and methods

2.1 Spray application technologies

In the droplet size measurements and the drift potential trials, four nozzle types were evaluated: standard flat-fan ST and LU nozzles and compact air-induction flat-fan IDK and IDKT nozzles (Lechler GmbH, German). For the four nozzle types, droplet size spectra, spray deposition, and drift potential of both ISO 03 and ISO 05 nozzle sizes were tested at 0.2, 0.3, and 0.4 MPa. The corresponding flow rates are shown in Table 1.

The drift potential trials and field herbicide application with different types of nozzles were carried out with a 3WX-400 boom sprayer (manufactured by Beijing Fengmao Plant Protection Machinery Co., Ltd., China). The boom sprayer has a spray swath of 8 m, with a nozzle spacing of 0.5 m. Two experimental procedures were used in the herbicide application field trials, including the evaluation of spray drift deposition and biological efficacy of herbicides. In the field application, the boom height was 0.5 m above the ground, and the spray pressure was always 0.3 MPa.

In maize, flat-fan nozzles (LU120-03 and LU120-05) and compact air-induction nozzles (IDKT120-03 and IDKT120-05) were installed on the boom sprayer for the combined drift and pre-emergence herbicide application trials. The application plots were rectangular, with a size of 24 m × 100 m. There is a total of five operation plots: four plots were used for the herbicide application with each of the four application technologies and one for the non-treated control plot. A buffer zone with a width of 16 m (two swaths) was maintained between plots to avoid cross-contamination between treatments. During all applications, the travel speed of the boom sprayer was maintained at 4.0 km/h, resulting in application volumes of 348 and 590 L/ha, respectively, for the ISO 03 and ISO 05 nozzle sizes.

In winter wheat, flat-fan nozzles (LU120-03 and LU120-05) and compact air-induction nozzles (IDK120-03, IDK120-05, IDKT120-03, and IDKT120-05) were installed on the boom sprayer for post-

TABLE 1 Flow rates (L min⁻¹) of nozzles at different spray pressure values.

ISO nozzle size	Spray pressure (MPa)		
	0.2	0.3	0.4
03	0.97	1.19	1.37
05	1.61	1.97	2.28

emergence herbicide application. The application plots and buffer zones were similar as in the maize trial. There is a total of seven operation plots: six plots were used for the herbicide application with different nozzles and one was for the non-treated control plot. The application volume was 300 L/ha for each treatment. In order to ensure the same spray volume for the different types of nozzles, the travel speed of the sprayer with ISO 03- and ISO 05-sized nozzles were 4.8 and 7.9 km/h, respectively.

2.2 Droplet size measurements

The study was carried out at the Centre for Chemicals Application Technology of China Agricultural University. The droplet size spectra of different nozzle–pressure combinations were measured with a DP-2 laser particle size analyzer (Zhuhai OMEC Instruments Co., Ltd., China). The to-be-tested nozzles were fixed at 50 cm above the detection area of the laser particle size analyzer. Three replicate measurements were made for each nozzle–pressure combination, with each replication scanning the cross-sectional area of the spray for 10 s. The spray parameters of interest were volume median diameter (VMD) and the volumetric percentage of droplets smaller than 100 μm (V_{100}), which are also referred to as driftable fine droplets (Sousa Alves et al., 2017).

2.3 Drift potential trials

The deposition and drift potential of nozzles was determined in accordance with ISO 22401 (2015), with some modifications as done before by different researchers (Balsari et al., 2017; Nuyttens et al., 2017). The drift test bench (Figure 1) was manufactured by Advanced Agricultural Measurement System (Belgium). Before each test, the to-be-tested nozzles were mounted on the boom sprayer, and the boom height was adjusted so that the nozzles were 50 cm vertically above the test bench profile. The test bench was located under the center of one side of the boom sprayer, and two petri dishes with a diameter of 9 cm were placed in each groove of the spray drift collection device. The length of the test bench was 11 m. Additionally, three lines of Mylar cards of 100 cm^2 were horizontally arranged beside the test bench under the spraying swath of the boom sprayer for measuring the spray deposition of the nozzles. After placing the petri dishes and Mylar cards and passing of the sprayer (Figure 1), the sliding covers above the droplet test device were closed by the control unit.

Each nozzle–pressure combination was tested three times. All tests were carried in windless conditions. The average temperature during the test period was 23°C to 26°C, and the relative humidity ranged from 50% to 65%. Spray deposition on the samplers was determined using lemon chrome (Shanghai Dyestuffs Research Institute Co., Ltd., China) as a tracer with a mass concentration of 0.5% in the spray solution.

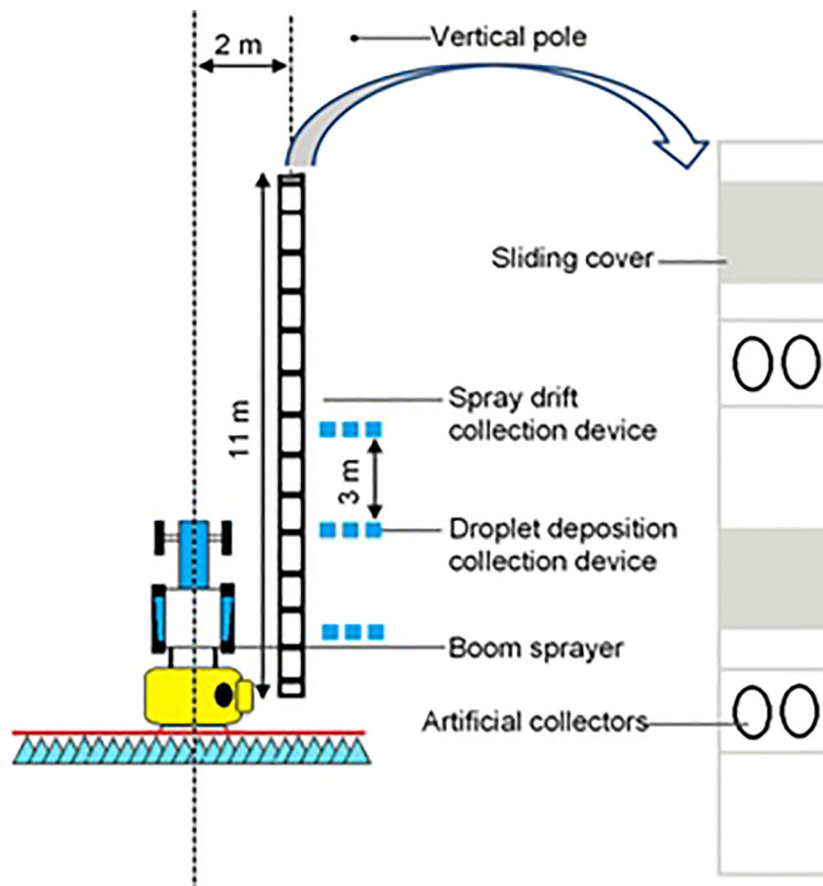


FIGURE 1
Test bench to assess potential spray drift from horizontal boom sprayers.

A quantitative volume of deionized water was added into the collecting petri dishes and Mylar cards in the laboratory for elution, and the absorbance of the eluent at 425 nm was measured by a visible spectrophotometer (722s, Shanghai Jinghua). According to ISO 24253-1 and ISO 22401, the calculation formula of spray deposition is shown below:

$$\beta_{dep} or D_i = [(\rho_{smp} - \rho_{blk}) \times V_{dil}] / [\rho_{spray} \times A_{col}] \quad (1)$$

where β_{dep} is the spray deposition on the Mylar card ($\mu\text{l}/\text{cm}^2$), D_i is the spray deposition on the petri dish ($\mu\text{l}/\text{cm}^2$), ρ_{smp} is the absorbance of the eluent, ρ_{blk} is the absorbance of the deionized water, V_{dil} is the volume of the added eluent (μl), ρ_{spray} is the absorbance of the calibration solution, and A_{col} is the collector area (cm^2).

Drift potential value was obtained by calculating the droplet deposit of the test nozzles at various positions under different spray pressures. Once the amount of tracer on every single collector was determined, the drift potential value calculation process continues according to the following formula:

$$d_{pV} = \sum D_i / d_{RS} \times 100 \quad (2)$$

where d_{pV} is the drift potential value (dimensionless), and d_{RS} is the theoretical spray deposition per unit area ($\mu\text{l}/\text{cm}^2$).

In order to calculate the drift reduction percentage (DRP) of the nozzles, nozzle ST110-03 at 0.3 MPa was taken as a reference, whose DRP was set as 0. The DRP of other nozzle–pressure combinations were calculated according to the following equation:

$$DRP = (d_{pVref} - d_{pV}) / d_{pVref} \times 100\% \quad (3)$$

where d_{pVref} is the drift potential value of the ST110-03 nozzle at 0.3 MPa.

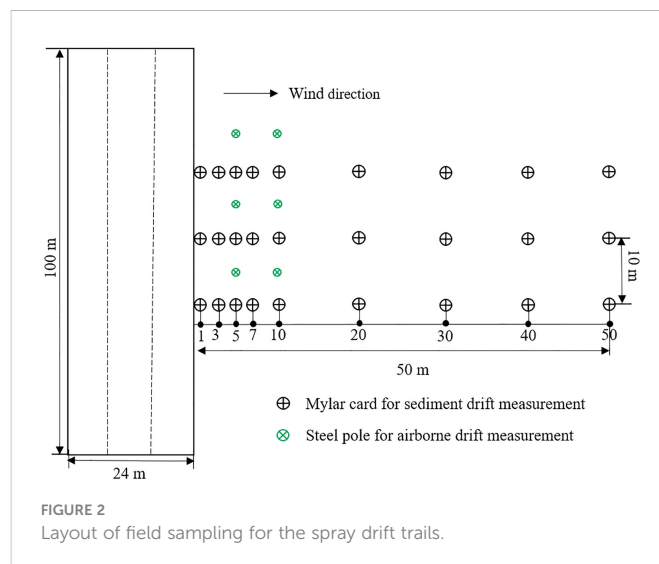
2.4 Field trials

2.4.1 Experimental area

The field experiments were carried out at the field of Miyun County, Beijing, China (geographical longitude 116.83° E, latitude 40.37°N) without surrounding buildings or trees affecting the wind conditions. The field trial was in crop rotations of wheat and maize.

2.4.2 Spray drift

Spray drift was measured in the maize field with the four application techniques mentioned above, *i.e.*, LU120-03, LU120-05, IDKT120-03, and IDKT120-05 at 4 km/h at 0.3 MPa. The spray liquid was prepared by mixing acetochlor + atrazine + 2,4-D SE with a dilution factor of 250 with water (acetochlor of 340 g a.i.L⁻¹, atrazine of 280 g a.i.L⁻¹, and 2,4-D of 80 g a.i.L⁻¹). The spray drift of the nozzles was determined in accordance with ISO 22866 (2005). Each application technique sprayed three swaths (24 m in width), and the boundary of the last spray swath of the boom sprayer was set as the edge of the directly sprayed area. The traveling direction of the boom sprayer was perpendicular ($\pm 15^\circ$) to the wind direction. The determination of spray drift included both sediment drift and airborne drift (Figure 2).



For each replication, sediment drift was monitored using three sampling lines of Mylar cards (50 mm × 100 mm) positioned downwind of the sprayed zone on the ground. The distance between each sampling line was 10 m. In each sampling line, the Mylar cards were arranged at 1, 2, 3, 4, 5, and 6 m downwind of the sprayed area. For airborne drift, three steel poles were positioned at 5 and 10 m downwind of the sprayed area with a distance of 10 m between each pole. The Mylar cards were fixed on each pole at heights of 1, 2, 3, 4, 5, and 6 m. After the pesticide application, each Mylar card was removed and placed in a separate sealed bag and then stored at -20°C until analyzed by chromatography.

The chromatographic system was a Thermo U3000 series HPLC equipped with a reverse-phase column, and atrazine was used as the tracer to quantify the spray drift. The temperature of the column was kept at 30°C. The injection volume was 20 μl . The mobile phase was composed of acetonitrile and 0.1% aqueous formic acid (70/30, v/v) at a flow rate of 0.3 ml/min. The Mylar cards were extracted with 10 ml acetonitrile in the sealed bag. One milliliter of the upper solution was filtered through a 0.22- μm syringe filter and placed into an auto-sampler vial for HPLC analysis. The detection wavelength was 220 nm, and the retention time of atrazine was 3.43 min. Linearity was studied in the range of 0.01–0.5 mg/L for atrazine with five calibration points (0.01, 0.05, 0.1, 0.2, and 0.5 mg/L) by matrix-matched standard calibration in blank extracts of Mylar card. The calibration curves showed a good linearity with a correlation coefficient (R^2) of 0.9987.

A weather station ZENO-3200 (Pri-eco Company Limited, USA) was used to record the wind speed, and Testo 350-XL (Testo SE and Co. KGaA, Germany) was used to record the temperature and humidity during the field experiments. These meteorological stations were located upwind of the field at a height of 2 m. During field trials, the wind speed ranged from 1.1 to 3.2 m/s, the average wind speed was 1.7 to 1.8 m/s, the relative humidity ranged from 36.3% to 47.4%, and the temperature was between 28.1°C and 30.4°C. The details of the meteorological conditions of the nozzles during the trial are shown in Table 2.

2.4.3 Weed control

In maize, weed control treatments were performed in the same field as the spray drift trials. The broad-leaf weeds in the maize field

TABLE 2 Meteorological conditions during the field trial.

Nozzle type	Minimum wind velocity (m/s)	Maximum wind velocity (m/s)	Average wind velocity (m/s)	Relative humidity (%)	Temperature (°C)
LU120-03	1.5	2.9	1.8	38.5	28.9
LU120-05	1.5	2.8	1.8	41.0	28.1
IDKT120-03	1.4	2.8	1.7	36.3	30.4
IDKT120-05	1.1	3.2	1.7	47.4	29.5

mainly included *Commeline communis*, *Chenopodium album*, *Amaranthus retroflexus*, *Pharbitis nil* Choisy, *Descurainia sophia*, and *Abutilon theophrasti* Medic, and the gramineous weeds included carbgrass (*Digitaria ciliaris*), goosegrass herb (*Eleusine indica*), and barnyardgrass [*Echinochloa crusgali* (Linn.) Beauv. var. *pratensis* Ohwi].

In wheat, the pesticides used were commercial formulations of Tribenuron-methyl WG (containing 750 g a.i.L⁻¹) and 2,4-D EC (containing 570 g a.i.L⁻¹). The application rates of Tribenuron-methyl and 2,4-D were 15 and 500 g/ha (the recommended dosages), respectively. The main weeds in the wheat field are *Capsella bursa-pastoris*, *Descurainia sophia*, and wild oat (*Avena fatua* L.).

For both maize and wheat, the weed species and the numbers in each plot were determined prior to the herbicide application. The weed control efficacy was determined by counting the number of weeds at 20 (maize) and 30 days (maize and wheat) after spraying. In addition, the fresh weight inhibition rates after 30 days of herbicide application in the maize field were also investigated. For both the maize and wheat fields, there were five sampling points selected in each plot for efficacy evaluation, and the area of each sampling point was 1.0 m × 1.0 m.

2.5 Statistical analysis

The normalized volumes of each petri dish and Mylar card and the control efficacy of weeds were analyzed with a factorial analysis of variance. The significance of the differences in the spray deposition,

drift potential, and the control efficacy of weeds between different treatments was evaluated by Duncan's test for a significance level of 95%. All the analyses were performed with the statistical software SPSS v.19.0 (SPSS Inc., Chicago, IL, USA).

3 Results and discussion

3.1 Droplet spectrum and classification

Table 3 shows the results of VMD and V_{100} of the droplet size spectra of each tested nozzle–pressure combination. Increasing the nozzle size increased the nozzle flow rate (Table 1) and, in most cases, also the droplet sizes. Thus, the droplet size spectra of the ISO 03 ST, LU, and IDK nozzles were all smaller than their corresponding ISO 05 nozzle sizes for the same spray pressure. However, the twin air-induction flat-fan nozzle IDKT of ISO 03 showed significantly higher VMD values (546.6, 415.8, and 355.0 μm at 0.2, 0.3, and 0.4 MPa, respectively) compared with the ISO 05 IDKT with VMD values of 395.4, 329.1, and 287.9 μm at the same pressure levels.

For the same nozzle, the higher the spray pressure, the smaller the droplet size. ISO 25358 (2018) provides a reference system for defining and classifying the droplet size spectra. According to this classification, in the range from 0.2 to 0.4 MPa, the droplet size classes of the LU and ST nozzles were very similar and ranged from fine to very fine, while the droplets of the air-induction nozzles IDK and IDKT were medium or coarse depending on the nozzle size and pressure.

The droplet size is an important indicator to evaluate the characteristics of atomization and to compare the atomization

TABLE 3 Volume percentage of droplets smaller than 100 μm (% V_{100}), volume median diameter (μm, VMD), and droplet size classification (DC) for different nozzle–pressure combinations.

Nozzle type	0.2 MPa			0.3 MPa			0.4 MPa		
	V_{100}	VMD	DC	V_{100}	VMD	DC	V_{100}	VMD	DC
ST110-03	15.70	171.4	F	22.09	151.9	F	25.80	142.8	VF
LU120-03	16.89	173.8	F	23.38	154.1	F	26.46	144.3	VF
IDK120-03	2.58	363.7	M	4.35	307.2	M	5.28	267.2	M
IDKT120-03	1.39	546.6	VC	2.30	415.8	C	2.77	355.0	C
ST110-05	9.92	208.9	F	14.52	186.7	F	18.94	167.3	F
LU120-05	12.60	195.1	F	17.93	174.2	F	19.95	168.4	F
IDK120-05	1.34	404.6	C	1.95	361.9	C	2.40	319.0	M
IDKT120-05	2.00	395.4	C	2.45	329.1	M	2.94	287.9	M

VF, very fine; F, fine; M, medium; C, coarse; VC, very coarse.

quality of different nozzles (Cunha et al., 2019). It can be used to determine the deposition distribution of the pesticide droplets on the target to a certain extent, and it is also an important parameter to predict the drift potential of the nozzles. The ISO standard 25358 states that the smaller the droplet size is, the more beneficial for the droplets to be attached on the target. Small droplets, however, increase the drift potential. The droplet size spectra of the air-induction nozzles were coarser than that of the standard flat-fan nozzles at the same spray conditions. This was because the solution sprayed from the air-induction nozzle is mixed with air entering through the air-induction holes to produce droplets containing a large number of air bubbles, resulting in a large droplet size for the same flow rate.

3.2 Deposition and drift potential of nozzles

Table 4 shows the spray deposition of ISO 03 and 05 nozzles under different spray pressures. For the ISO 03 nozzles, when the spray pressure was 0.2 MPa, the deposition of the four series of nozzles was in the range from 1.34 to 1.39 $\mu\text{l}/\text{cm}^2$, and there were no significant differences ($\alpha = 0.05$). However, the deposition of air-induction nozzles was higher than that of standard flat-fan nozzles at the pressure levels of 0.3 and 0.4 MPa. Especially the deposition of twin flat-fan air-induction IDKT120-03 nozzles was significantly higher than that of flat-fan nozzles. The deposition of the various types of ISO 05 nozzles confirms this positive effect of air-induction nozzles on spray deposition.

On the whole, in terms of increasing the amount of deposition, twin flat-fan air-induction nozzles (IDKT series) were better than single flat-fan air-induction nozzles (IDK series), and air-induction nozzles were better than standard flat-fan nozzles. The increase of the spray deposition of air-induction nozzles, especially the twin flat-fan air-induction nozzles, is linked with their higher drift reducing potential.

Figures 3, 4 show the spray deposit profiles collected by petri dishes at different distances on the drift test bench. These curves indicated that the spray deposit of each nozzle decreased with the increase of the collection distance, and the greatest part of spray deposition was located on the first 5 m of the bench located closest to the actuator pole.

Table 5 shows the drift potential values and drift reduction percentages for all nozzle-pressure combinations. The d_{PV} of nozzles increased with an increase of spray pressure—for example,

the DRP values of ST110-03 nozzle were 43.3%, 0% (reference), and -50.0% at spray pressures of 0.2, 0.3, and 0.4 MPa, respectively. Not surprisingly and because of their similar droplet size characteristics, very similar DRP values were observed for the other conventional flat-fan nozzle LU120-03, with DRP values of 52.8%, 2.6%, and -55.7% at the same pressure.

In all cases, the DRP values obtained with all the air-induction nozzles were greater than that of standard flat-fan nozzles. The highest DRP was achieved for the IDK120-03 nozzle at 0.2 MPa with a percentage of 90.4%. Among all these air-induction nozzle-pressure combinations, the drift reduction percentage of IDK 120-03 nozzle sprayed at 0.4 MPa was the lowest but still above 60%. This was predominantly caused by an increase in the percentage of V_{100} (Table 3) due to the increased spray pressure. Smaller droplets settle down more slowly and are more influenced by environmental factors (e.g., wind) compared with larger droplets. Compared with the standard flat-fan nozzles, the spray pressure had a minor effect on the medium and coarse droplet sprays of the IDK and IDKT nozzles.

The drift potential trends of the four ISO 05 nozzles were consistent with those observed for the ISO 03 nozzles. Under the same spray pressure, the DRP of ST110-05, LU120-05, and IDK120-05 nozzles were greater than that of the same types of ISO 03 nozzles, while the DRP of the IDKT120-05 was lower than that of IDKT120-03. This result is fully in line with the result of the droplet size test (Table 3), which confirms the effect of droplet size on drift potential.

Figure 5 shows the simple first-order linear regression between DRP (%) and V_{100} (%): $\text{DRP} = -5.6225 V_{100} + 116.16$, with an R^2 of 0.80. From these results, it is clear that droplet size characteristics, mainly V_{100} , is strongly linked with DRP. Other researchers also

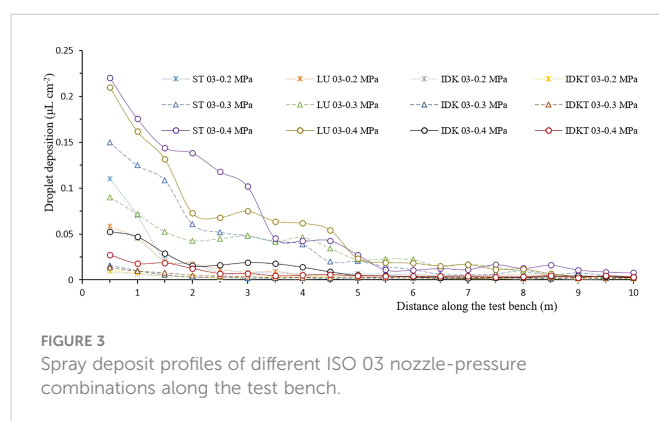


TABLE 4 Spray deposition ($\mu\text{l}/\text{cm}^2$) of ISO 03 and 05 standard flat-fan nozzles (ST and LU) and air-induction nozzles (IDK and IDKT) at different spray pressures.

Nozzle series	ISO 03			ISO 05		
	0.2 MPa	0.3 MPa	0.4 MPa	0.2 MPa	0.3 MPa	0.4 MPa
ST110	1.34a	1.57b	1.74c	1.73c	2.21b	2.50b
LU120	1.35a	1.67ab	1.85bc	1.78bc	2.32b	2.53b
IDK120	1.37a	1.72a	1.95ab	1.90b	2.36b	2.82a
IDKT120	1.39a	1.76a	2.00a	2.26a	2.51a	2.90a

The results in the table are averages of three replicates. Different letters in the same column indicate significant difference at $P < 0.05$ level.

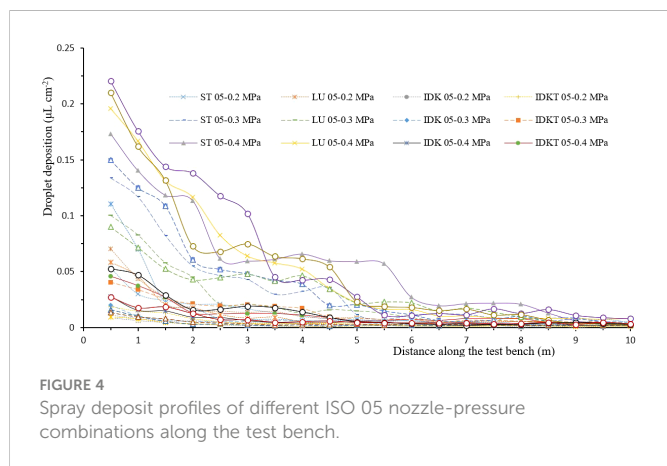


FIGURE 4
Spray deposit profiles of different ISO 05 nozzle-pressure combinations along the test bench.

considered droplets smaller than 100 or 200 µm to be the most drift prone (Bouse et al., 1990; Nuyttens et al., 2007).

Furthermore, deposition and drift of droplets are also related to their settling velocity. Studies have shown that the droplet initial velocity of standard flat-fan nozzles is significantly higher than that of air-induction nozzles (Wang et al., 2015). However, as these atomized high-velocity droplets travel away from the standard flat-fan nozzle, their settling velocity decreased dramatically because of their small size. In contrast, the initial setting velocity of the bigger droplets atomized by the air-induction nozzles can be maintained for a longer distance due to the large inertia, which is beneficial to increase deposition and reduce drift.

3.3 Sediment and airborne spray drift in the field

Figure 6 shows the sediment spray drift at different downwind distances. The spray drift of LU120-03 nozzle was higher than that of the other three nozzles, which is in accordance with the drift potential assessed with the test bench and the droplet size characteristics. In general, the sediment drift of nozzles decreased when the downwind distance increased, and this tendency is most pronounced for the flat-fan nozzles. The sediment spray drift values of standard flat-fan nozzles are clearly higher than those of air-induction nozzles. The

sediment drift of LU120-03 and LU120-05 nozzles at 1 m downwind was 0.100 and 0.058 µg/cm², respectively. However, the sediment drift of IDK120-03 and IDK120-05 nozzles was no more than 0.01 µg/cm². Compared with standard flat-fan nozzles, the air-induction nozzles could effectively reduce the sediment drift for herbicides application in the field.

The airborne spray drift results of flat-fan nozzles and air-induction nozzles at different heights are shown in Figure 7. The amount of airborne spray drift pesticide (µg/cm²) was calculated from the average value of the Mylar cards of the same height. The results showed that the airborne drift of nozzles decreased with the increase of the height within the downwind distance from 5 to 10 m. Airborne drift was mainly concentrated below 4 m, and the airborne drift values of flat-fan nozzles were larger than that from the air-induction nozzles. At the downwind distance of 5 m, the airborne drift values of LU120-03, LU120-05, IDK120-03, and IDK120-05 were 0.034, 0.016, 0.011, and 0.011 µg/cm², respectively. In the same way, at the downwind distance of 10 m, the airborne drift values of LU120-03, LU120-05, IDK120-03, and IDK120-05 were 0.024, 0.014, 0.008, and 0.009 µg/cm², respectively. Droplets below 100 µm contribute significantly to drift losses (Nuyttens et al., 2017), and the smaller the spray droplet was, the longer it remains airborne and the higher the possibility for it to be carried away by a crosswind (Wang XN et al., 2018). The V₁₀₀ of the LU120-03 nozzle was 22.09%, which was higher than 17.93% of the LU120-05 nozzle (Table 3). The V₁₀₀ of IDK120-03 and IDK120-05 nozzles was 4.35% and 1.95%, respectively, which were significantly lower than those of the two flat-fan nozzles. The overall consistency between drift potential, sediment drift, and airborne drift confirms the great drift reducing potential of air-induction nozzles.

3.4 Herbicide efficacy

3.4.1 In the maize field

After 7 days of herbicide application, the growth status of the weeds in the maize field was investigated, and it was found that their growth points show symptoms of chlorosis; some weeds showed slight deformities, and the leaf edges turned yellow. Table 6 shows the biological efficacy of the different nozzles at 20 and 30 days after herbicide application. At 20 days after herbicide application, the

TABLE 5 Drift potential value and drift reduction percentage (%) of the different nozzle–pressure combinations.

Nozzle type	Drift potential value (-)			Drift reduction percentage (%)		
	0.2 MPa	0.3 MPa	0.4 MPa	0.2 MPa	0.3 MPa	0.4 MPa
ST110-03	23.7a	41.8a	62.7a	43.3	0.0	-50.0
LU120-03	19.7a	40.7a	65.1a	52.8	2.6	-55.7
IDK120-03	4.0b	8.3b	16.2b	90.4	80.1	61.2
IDKT120-03	6.2b	7.7b	12.7b	85.2	81.6	69.6
ST110-05	14.7a	29.8a	45.4a	64.8	28.7	-8.6
LU120-05	18.7a	27.1a	48.5a	55.3	35.2	-16.0
IDK120-05	5.4b	6.1c	8.1b	87.1	85.4	80.6
IDKT120-05	7.5b	12.1b	10.7b	82.1	71.0	74.4

Different letters in the same column indicated significantly different at P<0.05 level.

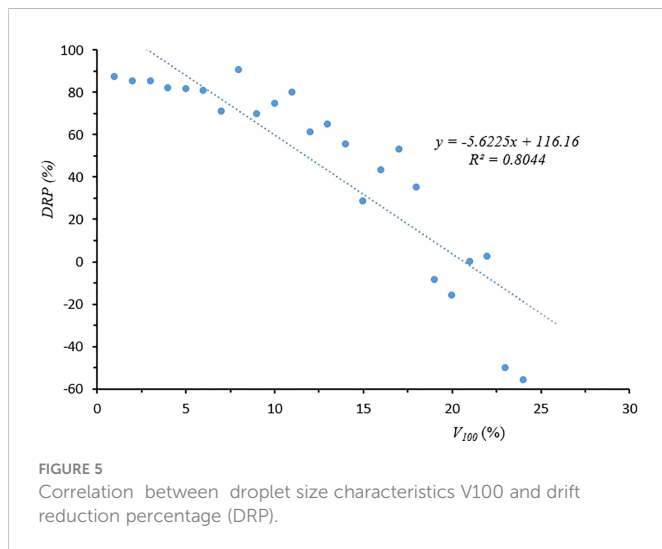


FIGURE 5
Correlation between droplet size characteristics V_{100} and drift reduction percentage (DRP).

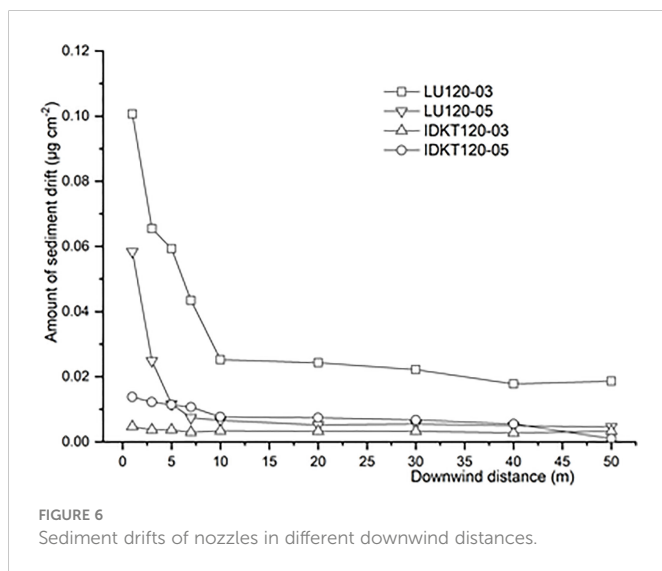


FIGURE 6
Sediment drifts of nozzles in different downwind distances.

control efficacy on weed density was more than 85% for all tested nozzles, and there were no significant differences between standard flat-fan nozzles and air-induction nozzles. Compared with 20 days after application, the weed control efficacy of 30 days after application was decreased. Nonetheless, the control efficacy values were still more than 80%, without significant differences between flat-fan nozzles and air-induction nozzles.

Based on the fresh weight of the weeds 30 days after herbicide application (Table 6), the IDKT120-03 nozzle had the best control efficacy of 95.4%, followed by LU120-03 nozzle with 92.3%, while the control efficacy of the LU120-05 and IDKT120-05 nozzles was 87.3% and 88.0%, respectively. The control efficacy based on the fresh weight of the weeds of air-induction nozzle IDKT120-03 was significantly higher than that of the other three nozzle types. In addition, the control efficacy of the flat-fan nozzle LU120-03 was significantly higher than both ISO 05 nozzles (LU120-05 and IDKT120-05). LU120-03 nozzle had the finest droplet size spectra, leading to a higher chance of hitting small weed target and a higher droplet density on the target. Therefore, its control efficacy was better than that of LU120-05 and IDKT120-05 nozzles.

3.4.2 In the wheat field

After 14 days of herbicide application in the wheat field, the growth status of the wheat was investigated, and it was found that the wheat grew well and there was no phytotoxicity for all tested nozzles. The weeds grew slowly with yellow leaves, and some plants were withered, but the roots were not dead yet at 14 days after treatment. At 30 days after application, the plant density of the weeds in each plot was investigated, and the control efficacy based on the number of weeds for each nozzle was calculated.

Figure 8 shows the results in terms of the percentage reduction of the number of weed plants in the wheat field. The control efficacy of standard flat-fan nozzles LU120-03 and LU120-05 was 91.1% and 86.9%, respectively. Similarly, the control efficacy of air-induction nozzles IDK120-03 and IDK120-05 was 89.4% and 84.7% respectively, and the control efficacy of twin flat-fan air-induction nozzles IDKT120-03 and IDKT120-05 was 84.8% and 87.2%, respectively.

Comparing the biological efficacy of standard flat-fan nozzles and air-induction nozzles, the control effects of the six tested nozzles were all more than 84%, and there were no significant differences among various nozzles. The results may be explained by a combination of factors, such as the droplet characteristics, meteorological conditions, and the distribution of weeds in the field. Although the fine droplets of standard flat-fan nozzles generally improve adhesion and droplet density on the weed targets, the fine droplets also have a greater drift potential, which might reduce the deposition on the targets. On the contrary, the coarse droplets of air-induction nozzles have a lower drift potential, and these coarse droplets are more prone to rebound or shatter on the target leaf surface (Zwertvaegher et al., 2014; Delele et al., 2016; Franca et al., 2020). In addition, the variation in meteorological

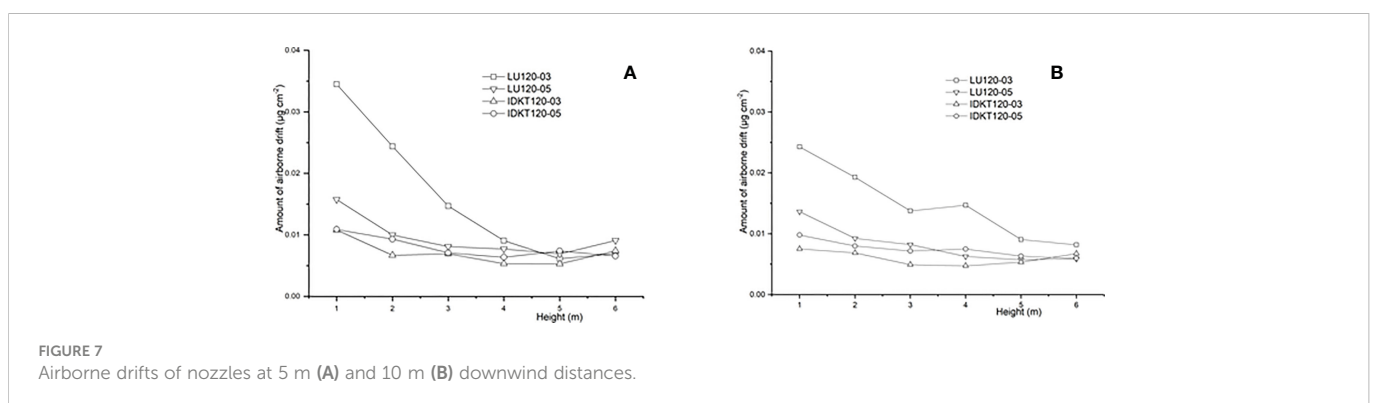
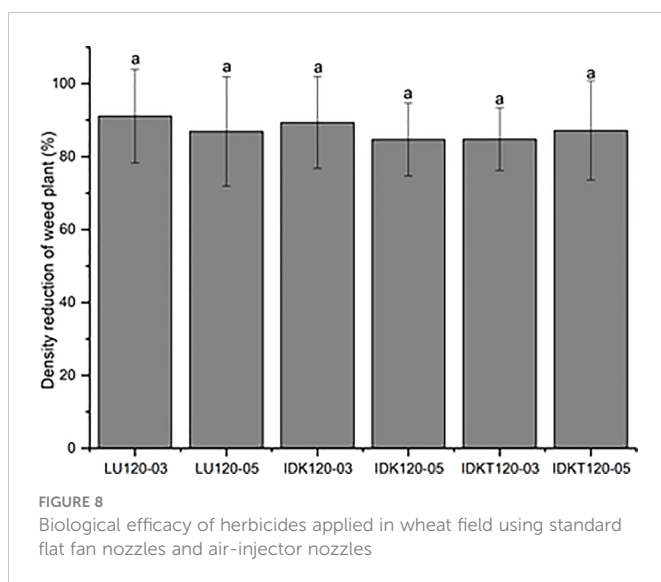


FIGURE 7
Airborne drifts of nozzles at 5 m (A) and 10 m (B) downwind distances.

TABLE 6 Weed plant number before treatment (WPNBT), control efficacy (%) on weed plant number, and fresh weight of weeds in the maize field using standard flat-fan nozzles and air-induction nozzles.

Nozzle	On weeds plant number						On fresh weight	
	WPNBT	20 DAT		30 DAT		30 DAT		
		Weeds	Efficacy	Weeds	Efficacy	Weight	Efficacy	
		m ⁻²	m ⁻²	%	m ⁻²	%	g	%
LU120-03	76.5	11.0	90.9a	15.2	82.9a	3.2	92.3b	
LU120-05	95.0	13.5	85.0a	18.0	83.1a	5.3	87.3c	
IDKT120-03	62.0	9.5	86.3a	13.5	80.5a	1.9	95.4a	
IDKT120-05	119.2	13.2	90.1a	19.5	85.4a	5.0	88.0c	
Control	109.0	122.0	–	127.0	–	41.6	–	

DAT, days after treatment. Different letters in the same column indicated significantly different at $P < 0.05$ level.



conditions and the distribution of weeds in the field increased the deviation between sampling points. These results indicate that air-induction nozzles IDK and IDKT had the same control efficacy as that of standard fan nozzles for herbicide application in the field.

4 Conclusions

The droplet size measurement showed that the droplet size classes of the standard flat-fan LU and ST nozzles were very similar and ranged from fine to very fine, while the droplet size classes of the air-induction nozzles IDK and IDKT were medium or coarse depending on the spray pressure and nozzle size. Drift potential trials using a drift test bench showed that droplet size characteristics, mainly V_{100} , are strongly linked with drift reduction potential. Both drift potential and field drift trials showed that the compact air-induction nozzles (IDK and IDKT) significantly reduced the spray drift compared with standard flat-fan nozzles. This is of great significance for the protection of the environment and the surrounding sensitive crops. In terms of weed control biological efficacy, there were no significant differences between standard flat-fan nozzles and air-induction nozzles. In all cases, the efficacy values were above 80% both in

maize and in wheat. Therefore, it is recommended to use air-induction nozzles when spraying herbicides in the field.

Data availability statement

The original contributions presented in the study are included in the article/supplementary material. Further inquiries can be directed to the corresponding author.

Author contributions

Conceptualization, YL; data curation, SW and XiL; formal analysis, SW and LZ; investigation and methodology, SW, XiL, and LZ; Supervision, YL and XuL; writing—original draft, SW and XuL; writing—review and editing, DN and YL. All authors contributed to the article and approved the submitted version.

Funding

This research was funded by the National Natural Science Foundation of China (no. 32001954), the Natural Science Foundation of Jiangsu Province (BK20200280), and the China Postdoctoral Science Foundation (2020M671390).

Acknowledgments

The authors thank the editor and reviewers of the Journal.

Conflict of interest

Author, Xinjie Li was employed by the company Syngenta Nantong Crop Protection Co Ltd.

The remaining authors declare that the research was conducted in the absence of any commercial or financial relationships that could be construed as a potential conflict of interest.

Publisher's note

All claims expressed in this article are solely those of the authors and do not necessarily represent those of their affiliated

organizations, or those of the publisher, the editors and the reviewers. Any product that may be evaluated in this article, or claim that may be made by its manufacturer, is not guaranteed or endorsed by the publisher.

References

- Al Heidary, M., Douzals, J. P., Sinfort, C., and Vallet, A. (2014). Influence of spray characteristics on potential spray drift of field crop sprayers: A literature review. *Crop Prot.* 63, 120–130. doi: 10.1016/j.cropro.2014.05.006
- Alves, G. S., Kruger, G. R., da Cunha, J. P. A. R., Santanaet, D., Pinto, L. A. T., Guimaraes, F., et al. (2017). Dicamba spray drift as influenced by wind speed and nozzle type. *Weed Technol.* 31 (5), 724–731. doi: 10.1017/wet.2017.61
- Bai, G., Nakano, K., Mizukami, T., Miyahara, S., Ohashi, S., Kubota, Y., et al. (2013). Characteristics and classification of Japanese nozzles based on relative spray drift potential. *Crop Prot.* 46, 88–93. doi: 10.1016/j.cropro.2012.12.017
- Balsari, P., Gil, E., Marucco, P., de, v., Zande, J. C., Nuyttens, D., et al. (2017). Field-crop-sprayer potential drift measured using test bench: Effects of boom height and nozzle type. *Biosyst. Engineering.* 154, 3–13. doi: 10.1016/j.biosystemseng.2016.10.015
- Bouse, L. F., Kirk, I. W., and Bode, L. E. (1990). Effect of spray mixture on droplet size. *Trans. ASAE* 33 (3), 783–788. doi: 10.13031/2013.31401
- Butler-Ellis, M. C., Tuck, C. R., and Miller, P. C. H. (1997). The effect of some adjuvants on sprays produced by agricultural flat nozzles. *Crop Prot.* 1 (16), 41–50. doi: 10.1016/s0261-2194(96)00065-8
- Butts, T. R., Samples, C. A., Franca, L. X., Dodds, D. M., Reynolds, D. B., Adams, J. W., et al. (2019). Droplet size impact on efficacy of a dicamba-plus-glyphosate mixture. *Weed Technol.* 33 (1), 66–74. doi: 10.1017/wet.2018.118
- Carbonari, C. A., and Velini, E. D. (2021). Risk assessment of herbicides compared to other pesticides in Brazil. *Adv. Weed Sci.* 39, e21202032. doi: 10.51694/AdvWeedSci/2021;39:00006
- Chen, P., Douzals, J. P., Lan, Y., Cotteux, E., Delpuech, X., Pouxviel, G., et al. (2022). Characteristics of unmanned aerial spraying systems and related spray drift: A review. *Front. Plant Sci.* 13. doi: 10.3389/fpls.2022.870956
- Creech, C. F., Henry, R. S., Hewitt, A. J., and Kruger, G. R. (2018). Herbicide spray penetration into corn and soybean canopies using air-induction nozzles and a drift control adjuvant. *Weed Technol.* 32 (1), 72–79. doi: 10.1017/wet.2017.84
- Cunha, J. P. A. R., Assuno, H., and Landim, T. N. (2019). Evaluation of droplet spectra of the spray tip AD 11002 using different techniques. *Engenharia Agricola* 39 (4), 476–481. doi: 10.1590/1809-4430-Eng.Agric.v39n4p476-481/2019
- Dacunha, J., Frana, J., Dealvarenga, C. B., Alves, G. S., and Antunias, U. R. (2020). Performance of air induction spray nozzle models under different operating conditions. *Engenharia Agricola* 40 (6), 711–718. doi: 10.1590/1809-4430-eng.agric.v40n6p711-718/2020
- Dafsanari, R. A., Yu, S., Choi, Y., and Lee, J. (2021). Effect of geometrical parameters of air-induction nozzles on droplet characteristics and behaviour. *Biosyst. Eng.* 209, 14–29. doi: 10.1016/j.biosystemseng.2021.06.013
- Delele, M. A., Nuyttens, D., Duga, A. T., Ambaw, T. A., Lebeau, F., Nicolai, B. M., et al. (2016). Predicting the dynamic impact behaviour of spray droplets on flat plant surfaces. *Soft Matter* 12 (34), 7195–7211. doi: 10.1039/C6SM00933F
- Ennis, W. B., and Williamson, R. E. (1963). Influence of droplet size on effectiveness of low-volume herbicidal sprays. *Weed Sci.* 11 (1), 67–72. doi: 10.2307/4040689
- Ferguson, J. C., Donnell, C. C., Chauhan, B. S., Adkins, S. W., Kruger, G. R., Wang, R. B., et al. (2015). Determining the uniformity and consistency of droplet size across spray drift reducing nozzles in a wind tunnel. *Crop Prot.* 76, 1–6. doi: 10.1016/j.cropro.2015.06.008
- Franca, L. X., Dodds, D. M., Butts, T. R., Kruger, G. R., Reynolds, D. B., Mills, J. A., et al. (2020). Evaluation of optimal droplet size for control of palmer amaranth (*Amaranthus palmeri*) with acifluorfen. *Weed Technol.* 34, 511–519. doi: 10.1017/wet.2020.11
- Gong, C., Dongyang, L., and Can, K. (2022). Visualization of the evolution of bubbles in the spray sheet discharged from the air-induction nozzle. *Pest Manage. Sci.* 78 (5), 1850–1860. doi: 10.1002/ps.6803
- Hewitt, A. J. (1997). Droplet size and agricultural spraying, part I: Atomization, spray transport, deposition, drift, and droplet size measurement techniques. *Atomization Spray.* 7 (3), 235–244. doi: 10.1615/AtomizSpr.v7.i3.10
- ISO 22401 (2015). *Equipment for crop protection—method for measurement of potential spray drift from horizontal boom sprayers by the use of a test bench* (Geneva: ISO International Standard).
- ISO 25358 (2018). *Crop protection equipment — droplet-size spectra from atomizers — measurement and classification* (Geneva: ISO International Standard).
- Jensen, P. K., Jorgensen, L. N., and Kirknel, E. (2001). Biological efficacy of herbicides and fungicides applied with low-drift and twin-fluid nozzles. *Crop Prot.* 20 (1), 57–64. doi: 10.1016/s0261-2194
- Knoche, M. (1994). Effect of droplet size and carrier volume on performance of foliage-applied herbicides. *Crop Prot.* 13, 163–178. doi: 10.1016/0261-2194(94)90075-2
- Lake, J. R. (1977). The effect of drop size and velocity on the performance of agricultural sprays. *Pest Manag Sci.* 8 (5), 515–520. doi: 10.1002/ps.2780080514
- Machado, W. A., Silva, S. M., Carvalho, S. M., and Cunha, J. P. A. R. (2019). Effects of nozzles, application rates, and adjuvants on spray deposition in wheat crops. *Engenharia Agricola* 39 (1), 83–88. doi: 10.1590/1809-4430-eng.agric.v39n1p83-88/2019
- McArtney, S. J., and Obermiller, J. D. (2008). Comparative performance of air-induction and conventional nozzles on an axial fan sprayer in medium density apple orchards. *HortTechnol.* 18 (3), 364–371. doi: 10.21273/HORTTECH.18.3.365
- McKinlay, K. S., Ashford, R., and Ford, R. J. (1974). Effects of drop size, spray volume, and dosage on paraquat toxicity. *Weed Sci.* 22 (1), 31–34. doi: 10.1017/S0043174500036468
- Miller, P., and Tuck, C. R. (2005). Factors influencing the performance of spray delivery systems: a review of recent developments. *J. Astm Int.* 2 (6), 133–145. doi: 10.1520/JA112900
- Nuyttens, D., De Schampheleire, M., Baetens, K., and Sonck, B. (2007). The influence of operator controlled variables on spray drift from field crop sprayers. *Trans. ASABE* 50 (4), 1129–1140. doi: 10.13031/2013.23622
- Nuyttens, D., Schampheleire, M., Verboven, P., Brusselman, E., and Dekeyser, D. (2009). Droplet size-velocity characteristics of agricultural sprays. *Trans. ASABE* 52 (5), 1471–1480. doi: 10.13031/2013.29127
- Nuyttens, D., Zwertvaegher, I., and Dekeyser, D. (2017). Spray drift assessment of different application techniques using a drift test bench and comparison with other drift assessment methods. *Biosyst. Engineering.* 154, 14–24. doi: 10.1016/j.biosystemseng.2016.09.013
- Oliveira, G., Gandolfo, M. A., Oliveira, R., Oliveira, S. M. P. D., and Martins, V. A. (2019). Potential drift and injury of herbicides sprayed in a wind tunnel. *Engenharia Agricola* 39 (1), 75–82. doi: 10.1590/1809-4430-eng.agric.v39n1p75-82/2019
- Qin, K., Tank, H., Wilson, S. A., Downer, B., and Liu, L. (2010). Controlling droplet-size distribution using oil emulsions in agricultural sprays. *Atomization Spray.* 20 (3), 227–239. doi: 10.1615/AtomizSpr.v20.i3.40
- Shan, C. F., Wang, G. B., Wang, H. H., Xie, Y. J., Wang, H. Z., Wang, S. L., et al. (2021). Effects of droplet size and spray volume parameters on droplet deposition of wheat herbicide application by using UAV. *Int. J. Agric. Biol. Eng.* 14 (1), 74–81. doi: 10.25165/ijjabe.20211401.6129
- Stainier, C., Destain, M. F., Schiffers, B., and Lebeau, F. (2006). Droplet size spectra and drift effect of two phenmedipham formulations and four adjuvants mixtures. *Crop Prot.* 25 (12), 1238–1243. doi: 10.1016/j.cropro.2006.03.006
- Sousa, A., Kruger, G., Da Cunha, G., De Santana, Da., Pinto, D., Guimaraes, F., Zanic, M., et al. (2017). Dicamba Spray Drift as Influenced by Wind Speed and Nozzle Type. *Weed Technology* 31 (5), 724–731. doi: 10.1017/wet.2017.61
- Vallet, A., and Tinet, C. (2013). Characteristics of droplets from single and twin jet air induction nozzles: Preliminary investigation. *Crop Prot.* 48, 63–68. doi: 10.1016/j.cropro.2013.02.010
- Wang, S. S., Dorr, G. J., Khashehchi, M. X., and He, X. K. (2015). Performance of selected agricultural spray nozzles using particle image velocimetry. *J. Agric. Sci. Technol.* 17 (3), 601–613.
- Wang, X. N., He, X. K., Song, J. L., Wang, Z. C., Wang, C. L., Wang, S. L., et al. (2018). Drift potential of UAV with adjuvants in aerial applications. *Int. J. Agr Biol. Eng.* 11 (5), 54–58. doi: 10.25165/ijjabe.20181105.3185
- Wang, S. L., Liu, Y. J., He, X. K., Li, Y. N., Song, J. L., Liu, Z. L., et al. (2018). Distribution and residues of imidacloprid sprayed with electric multi-rotor unmanned aerial vehicle in paddy. *Int. Agric. Eng. J.* 27 (1), 53–63.
- Wilkerson, G. G., Price, A. J., Bennett, A. C., Krueger, D. W., Roberson, G. T., and Robinson, B. L. (2004). Evaluating the potential for site-specific herbicide application in soybean. *Weed Technol.* 18 (4), 1101–1110. doi: 10.1614/WT-03-258R
- Xie, C., Li, X. J., He, X. K., and Liu, Y. J. (2020). Droplet deposition and drift potential of typical flat fan nozzle and air induction nozzles. *Int. Agric. Eng. J.* 29 (1), 51–59.
- Zwertvaegher, I., Verhaeghe, M., Brusselman, E., Verboven, P., Lebeau, F., Massinon, M., et al. (2014). The impact and retention of spray droplets on a horizontal hydrophobic surface. *Biosyst. Engineering.* 126, 82–91. doi: 10.1016/j.biosystemseng.2014.07.013