



OPEN ACCESS

EDITED BY
Peijian Shi,
Nanjing Forestry University, China

REVIEWED BY
Xiangnan Li,
Northeast Institute of Geography and
Agroecology (CAS), China
Feng Li,
Institute of Subtropical Agriculture
(CAS), China
Jiahui Zhang,
Institute of Geographic Sciences and
Natural Resources Research
(CAS), China

*CORRESPONDENCE
Qi Feng
qifeng@lzb.ac.cn

SPECIALTY SECTION
This article was submitted to
Functional Plant Ecology,
a section of the journal
Frontiers in Plant Science

RECEIVED 11 May 2022
ACCEPTED 25 August 2022
PUBLISHED 26 September 2022

CITATION
Zhang X, Feng Q, Cao J, Biswas A,
Su H, Liu W, Qin Y and Zhu M (2022)
Response of leaf stoichiometry of
Potentilla anserina to elevation in
China's Qilian Mountains.
Front. Plant Sci. 13:941357.
doi: 10.3389/fpls.2022.941357

COPYRIGHT
© 2022 Zhang, Feng, Cao, Biswas, Su,
Liu, Qin and Zhu. This is an
open-access article distributed under
the terms of the [Creative Commons
Attribution License \(CC BY\)](https://creativecommons.org/licenses/by/4.0/). The use,
distribution or reproduction in other
forums is permitted, provided the
original author(s) and the copyright
owner(s) are credited and that the
original publication in this journal is
cited, in accordance with accepted
academic practice. No use, distribution
or reproduction is permitted which
does not comply with these terms.

Response of leaf stoichiometry of *Potentilla anserina* to elevation in China's Qilian Mountains

Xiaofang Zhang^{1,2}, Qi Feng^{1*}, Jianjun Cao³, Asim Biswas⁴,
Haohai Su³, Wei Liu^{1,5}, Yanyan Qin^{1,5,6} and Meng Zhu¹

¹Key Laboratory of Ecohydrology of Inland River Basin, Northwest Institute of Eco-Environment and Resources, Chinese Academy of Sciences, Lanzhou, China, ²University of Chinese Academy of Sciences, Beijing, China, ³College of Geography and Environmental Science, Northwest Normal University, Lanzhou, China, ⁴School of Environmental Sciences, University of Guelph, Guelph, ON, Canada, ⁵Qilian Mountains Eco-Environment Research Center in Gansu Province, Lanzhou, China, ⁶Key Laboratory of Land Surface Process and Climate Change in Cold and Arid Regions, Northwest Institute of Eco-Environment and Resources, Chinese Academy of Sciences, Lanzhou, China

Plants adapt to changes in elevation by regulating their leaf ecological stoichiometry. *Potentilla anserina* L. that grows rapidly under poor or even bare soil conditions has become an important ground cover plant for ecological restoration. However, its leaf ecological stoichiometry has been given little attention, resulting in an insufficient understanding of its environmental adaptability and growth strategies. The objective of this study was to compare the leaf stoichiometry of *P. anserina* at different elevations (2,400, 2,600, 2,800, 3,000, 3,200, 3,500, and 3,800 m) in the middle eastern part of Qilian Mountains. With an increase in elevation, leaf carbon concentration $[(C)_{\text{leaf}}]$ significantly decreased, with the maximum value of $446.04 \text{ g}\cdot\text{kg}^{-1}$ (2,400 m) and the minimum value of $396.78 \text{ g}\cdot\text{kg}^{-1}$ (3,500 m). Leaf nitrogen concentration $[(N)_{\text{leaf}}]$ also increased with an increase in elevation, and its maximum and minimum values were $37.57 \text{ g}\cdot\text{kg}^{-1}$ (3,500 m) and $23.71 \text{ g}\cdot\text{kg}^{-1}$ (2,800 m), respectively. Leaf phosphorus concentration $[(P)_{\text{leaf}}]$ was the highest ($2.79 \text{ g}\cdot\text{kg}^{-1}$) at 2,400 m and the lowest ($0.91 \text{ g}\cdot\text{kg}^{-1}$) at 2,800 m. The $[C]_{\text{leaf}}/[N]_{\text{leaf}}$ decreased with an increase in elevation, while $[N]_{\text{leaf}}/[P]_{\text{leaf}}$ showed an opposite trend. The mean annual temperature, mean annual precipitation, soil pH, organic carbon, nitrogen, and phosphorus at different elevations mainly affected $[C]_{\text{leaf}}$, $[N]_{\text{leaf}}$, and $[P]_{\text{leaf}}$. The growth of *P. anserina* in the study area was mainly limited by P, and this limitation was stronger with increased elevation. Progressively reducing P loss at high elevation is of great significance to the survival of *P. anserina* in this specific region.

KEYWORDS

plant growth strategies, plant environmental adaptability, leaf traits, mountainous regions, nutrient limitation

Introduction

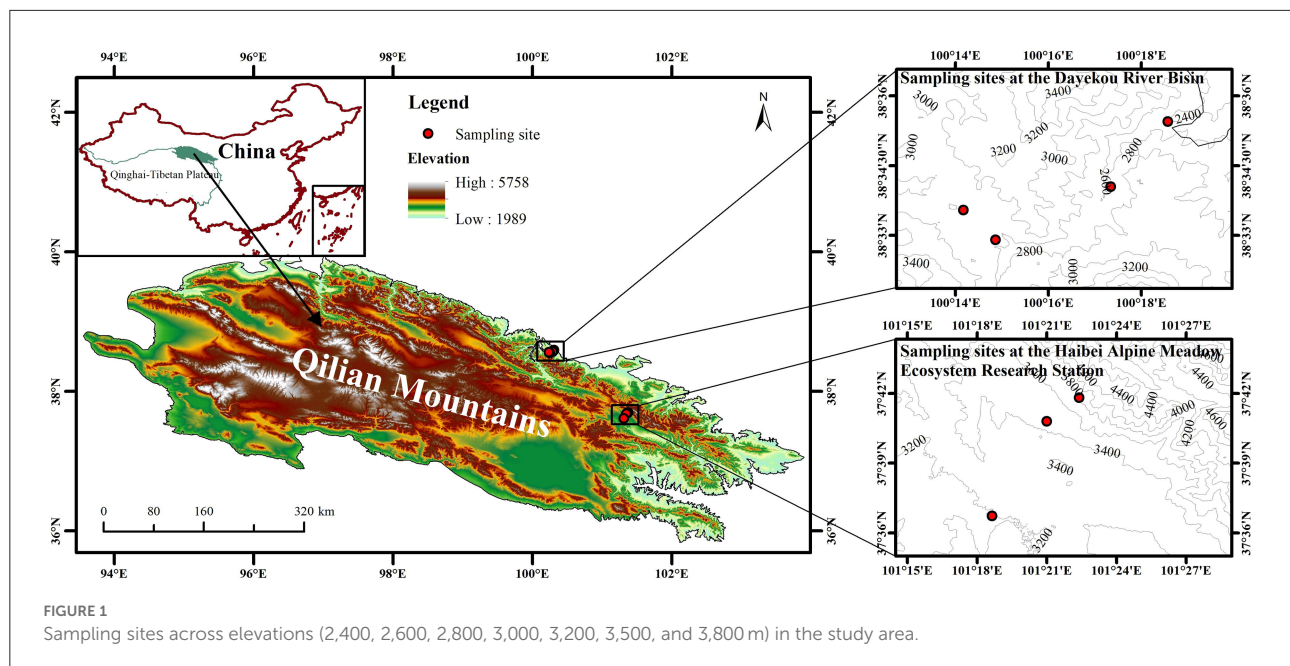
Ecological stoichiometry focuses on the balance of multiple elements in ecological interactions and processes, such as energy flow and nutrient cycling, and has become an important topic of research in recent years in ecology and biology (Moe et al., 2005; Sistla and Schimel, 2012; Yang et al., 2019; Zhu et al., 2020). It is an important tool to reveal organisms' responses to external disturbances and nutrient supply balance mechanisms in ecosystems (Zeng et al., 2016), mainly by analyzing changes in carbon (C), nitrogen (N), and phosphorus (P) (Cao et al., 2020), which are well-known as basic elements constituting plants and are closely linked to plant photosynthesis, respiration, and various ecosystem functions (Elser et al., 2010; Marschner and Marschner, 2012; Wang et al., 2015; Yan et al., 2016; Croft et al., 2017).

Leaves are the most active and primary photosynthetic plant organ (Elser et al., 2010; Yang et al., 2019), their size and structure exhibit a tradeoff between the support cost and photosynthetic returns during plant adaptation to environmental changes (Shi et al., 2020, 2022; Guo et al., 2021; Li et al., 2022a,b), and leaf stoichiometry can reflect the tradeoff formed in this evolution from the angle of leaf chemical elements and its spatio-temporal variations (Baxter and Dilkes, 2012; Cao et al., 2020; Zhu et al., 2020). Leaf C/N and C/P were widely accepted as effective indicators of plants' N and P use efficiency and growth rate, and their lower values indicated lower nutrient utilization efficiency and higher plant growth (Weidner et al., 2015; Sun et al., 2017; Cao et al., 2020; Zhang et al., 2020). Leaf N/P can reflect plant nutrient states and limitations (Tao et al., 2016). However, there remain questions about the N/P thresholds assessing plants' nutrient limitation during growth due to multiple factors (Crowley et al., 2012). For example, according to the study of Koerselman and Meuleman (1996) on wetland plant communities, when leaf N/P < 14, plant growth was limited by N; $14 \leq \text{leaf N/P} \leq 16$, plant growth has the common limit of N and P; and leaf N/P > 16, plant growth was limited by P, while the study of Güsewell (2004) on terrestrial plant communities found that when leaf N/P < 10, plant growth was limited by N; $10 \leq \text{leaf N/P} \leq 20$, plant growth has the common limit of N and P; and leaf N/P > 20, plant growth was limited by P. Nevertheless, leaf N/P is still considered to be a valuable tool for assessing potential patterns in nutrient limitation across broad landscapes (Crowley et al., 2012).

Relationships between leaf stoichiometry and environmental factors, including soil nutrients and geographical and climatic factors, were widely explored at various scales including regional and global scales (e.g., McGroddy et al., 2004; Reich and Oleksyn, 2004; Sardans et al., 2011; Du et al., 2017; Tian et al., 2018; Qin et al., 2021). Elevation is a crucial factor and can affect plant leaf stoichiometry by altering the combination of heat and water, soil properties, and vegetation community composition (Bo et al., 2020; Liu et al., 2021). However, there

is little consensus on leaf stoichiometric characteristics as they change along an elevation gradient. Some studies observed that leaf C concentration $[(C)_{\text{leaf}}]$ increased but leaf N $[(N)_{\text{leaf}}]$ and leaf P concentration $[(P)_{\text{leaf}}]$ decreased with an increase in elevation (e.g., Zhao et al., 2014, 2018; Bo et al., 2020), while other studies reported an opposite trend (e.g., Macek et al., 2009; Li et al., 2018). Therefore, the response of plant leaf ecological stoichiometry to elevation should be investigated at regional and species-specific levels. Situated in the transition zone between the Qinghai–Tibetan Plateau and the arid region of northwestern China, the Qilian Mountains preserve a wide variety of plant species (Gui et al., 2020; Wang et al., 2022) and serve as an ideal region to study the impact of elevation on leaf stoichiometry of different plant species (Cao et al., 2020; Qin et al., 2021). *Potentilla anserina* L., a typical forb, is widely distributed in the Qilian Mountains. Due to its wide ecological amplitude and vegetative reproduction ability, *P. anserina* is an important species of degraded grasslands or secondary succession lands and is considered a prime species for ecological restoration in alpine regions (Sheng et al., 2004). Previous studies mainly focused on *P. anserina*'s chemical components (Zhao et al., 2020), pharmacological action (He et al., 2021), nutrient reabsorption (Li et al., 2020), and medicinal value (Cheng J. et al., 2021); information on its leaf stoichiometry remains unavailable. Exploring the leaf stoichiometry and growth nutrient limitation of *P. anserina* is of great significance for the ecological restoration and construction in the Qilian Mountains. It was found that the leaf stoichiometry of many dominant or common species in the Qilian Mountains was affected by elevation. For example, with increasing elevation, $[C]_{\text{leaf}}$ of *Oxytropis ochrocephala* first increased and then decreased, while $[N]_{\text{leaf}}$ and $[P]_{\text{leaf}}$ of the same species showed a trend of general increase in the identified soil organic carbon (SOC), the ratio of SOC to soil total phosphorus (STP), and the mean annual temperature (MAT) as dominant factors (Cao et al., 2020). $[C]_{\text{leaf}}$ and $[P]_{\text{leaf}}$ of *Potentilla fruticosa* first decreased and then increased with an increase in elevation, and SOC, STP, and soil pH were the main factors influencing the leaf stoichiometry (Qin et al., 2022). We hypothesized that elevation may also significantly influence leaf stoichiometry of *P. anserina* and leaf stoichiometry of *P. anserina* could be influenced by soil nutrients, MAT, and MAP. Previous studies have proposed that the soil P content of the Qilian Mountains was relatively low (Xu et al., 2018, 2019). Therefore, we hypothesized that P could be a limiting nutrient for *P. anserina* growth in this region.

This study attempted to: (i) explore how *P. anserina* changed leaf C/N/P stoichiometry to adapt to environmental changes along elevation (2,400–3,800 m) in the Qilian Mountains, (ii) identify the underlying mechanism of the effect of elevation on leaf C/N/P stoichiometry by building structural equation models, and (iii) determine the key nutrients limiting the growth of *P. anserina* in the Qilian Mountains.



Materials and methods

Study area

A field study was conducted at the Dayekou River Basin and the Haibei Alpine Meadow Ecosystem Research Station in the Middle East of the Qilian Mountains ($93^{\circ}30' - 103^{\circ}30' \text{ E}$, $36^{\circ}30' - 39^{\circ}30' \text{ N}$). The Qilian Mountains ranging from 2,000 to 5,500 m elevation belong to a typical plateau continental climate, with MAT and MAP of -0.4°C and 405 mm, respectively, from 2000 to 2015. Grasslands with *Carex tristachya*, *Stipa przewalskii*, *Leymus secalinus*, and *Polygonum viviparum* dominate the southern slopes, while Qinghai spruce (*Picea crassifolia* Kom.) forests dominate the northern slopes. Soils were classified as Haplic Kastanozems and Haplic Phaeozems on the southern and northern slopes, respectively (IUSS Working Group World Reference Base for Soil Resources, 2014).

Field sampling

In August and September 2018, samples of healthy fresh leaves of *P. anserina* were collected from the following seven elevations: 2,400, 2,600, 2,800, 3,000, 3,200, 3,500, and 3,800 m (Figure 1). Sampling at 2,400, 2,600, 2,800, and 3,000 m was conducted at the Dayekou River Basin, while sampling at 3,200, 3,500, and 3,800 m was conducted at the Haibei Alpine Meadow Ecosystem Research Station due to their distribution as well as accessibility of the sites. At each elevation, leaves were collected from three random plots ($10 \times 10 \text{ m}$) and then packed in paper bags. All the sampling plots were on the southern slopes with slope gradients between 27° and 33° . In each plot, three quadrats

($1 \times 1 \text{ m}$) were positioned evenly along a diagonal line. Soil samples from 0 to 0.10, 0.10 to 0.20, and 0.20 to 0.40 m were collected by using a 100-mm-diameter soil auger (Cao et al., 2020). A total of 21 sampling plots (seven elevations \times three plots) and 63 sample quadrats (21 plots \times three quadrats in each plot) were investigated.

Leaf and soil analyses

The leaves were firstly oven-dried at 80°C for 24 h and then ground to determine $[\text{C}]_{\text{leaf}}$, $[\text{N}]_{\text{leaf}}$, and $[\text{P}]_{\text{leaf}}$. Soil samples were air-dried and divided into two parts: One part was ground and sieved through a 100-mesh sieve for SOC, soil total nitrogen (STN), and STP determination, and the other part was ground and sieved through an 8-mesh sieve for soil pH determination. $[\text{C}]_{\text{leaf}}$ (g kg^{-1}) and SOC (g kg^{-1}), $[\text{N}]_{\text{leaf}}$ (g kg^{-1}) and STN (g kg^{-1}), and $[\text{P}]_{\text{leaf}}$ (g kg^{-1}) and STP (g kg^{-1}) were measured using the potassium bichromate titrimetric method (Nelson and Sommers, 1982), the Kjeldahl method (Bremner and Mulvaney, 1982), and the molybdate blue method (Olsen and Sommers, 1982), respectively. Soil pH was measured by the potentiometric method with a soil-water ratio of 2:5.

Data analysis

MAT and MAP (Table 1) were calculated according to Zhao et al. (2005, 2006) as follows:

$$\text{MAT} = 20.96 - 5.49 \times 10^{-3} \text{ELEV} - 0.17 \text{LAT} + 8.9 \times 10^{-3} \text{LONG}, R^2 = 0.98 \quad (1)$$

TABLE 1 Sampling site coordinates, mean annual temperature (MAT), and precipitation (MAP) in the study area.

Parameter	Elevation						
	2,400 m	2,600 m	2,800 m	3,000 m	3,200 m	3,500 m	3,800 m
LONG	100°19'12" E	100°17'18.5" E	100°14'28" E	100°14'26" E	101°18'36" E	101°21'00" E	101°22'12" E
LAT	38°35'24" N	38°34'2.8" N	38°33'9" N	38°33'22" N	37°36'36" N	37°40'48" N	37°41'24" N
MAT (°C)	2.27	1.17	0.08	-1.02	-1.95	-3.61	-5.26
MAP (mm)	306.26	331.36	355.70	379.22	487.50	518.42	553.62

LAT, latitude; LONG, longitude; MAT, mean annual temperature; MAP, mean annual precipitation.

$$MAP = 1.68 \times 10^3 + 0.12ELEV + 12.41LAT - 75.26LONG, R^2 = 0.92 \quad (2)$$

where *ELEV* is the elevation, *LAT* is the latitude, *LONG* is the longitude, and R^2 is the regression coefficient.

All data were described by their average value and standard error (SE). Soil properties in the 0–0.40 m soil layer were expressed as an average of values in the 0–0.10, 0.10–0.20, and 0.20–0.40 m soil layers. The fixed effect (elevation) and random effect (experimental plots) on leaf stoichiometry of *P. anserina* and soil properties were tested by fitting linear mixed models (LMMs) in R3.3.1 (*nlme* vegan). The differences in soil properties among elevations were detected using the one-way ANOVA, followed by the least significant difference test to perform the significance analysis at $P < 0.05$ in SPSS 22.0 (SPSS Inc., Chicago, IL, USA). Pearson's correlation analysis was conducted to explore the correlations between the leaf stoichiometry of *P. anserina* and the topography-induced climatic factors and soil properties in SPSS 22.0. Path analysis was used in the structural equation modeling (SEM) to evaluate the direct and indirect effects of soil properties on leaf stoichiometry of *P. anserina* in Amos 22.0 (IBM SPSS Inc., Chicago, IL, USA).

Results

Variations in leaf stoichiometry of *Potentilla anserina* and soil properties with elevation

The results of LMMs showed that leaf stoichiometries of *P. anserina* and soil properties were significantly affected by elevation (Table 2). With increasing elevation, $[C]_{\text{leaf}}$ showed a generally decreasing trend (Figure 2A) and reached its maximum and minimum values at 2,400 m ($446.04 \pm 8.17 \text{ g kg}^{-1}$) and 3,500 m ($396.78 \pm 7.38 \text{ g kg}^{-1}$), respectively (Table 3). The $[N]_{\text{leaf}}$ showed a generally increasing trend (Figure 2B), with its maximum and minimum values at 3,500 m ($37.57 \pm 0.64 \text{ g kg}^{-1}$) and 2,800 m ($23.71 \pm 0.40 \text{ g kg}^{-1}$), respectively (Table 3). The $[P]_{\text{leaf}}$ decreased from 2,400 to 2,600 m elevation and reached the maximum and minimum

values at 2,400 ($2.79 \pm 0.69 \text{ g kg}^{-1}$) and 3,800 m ($0.97 \pm 0.72 \text{ g kg}^{-1}$), respectively (Figure 2C, Table 3). However, there was no difference in $[P]_{\text{leaf}}$ at different elevations above 2,600 m (Table 3). In contrast to $[N]_{\text{leaf}}$, the $[C]_{\text{leaf}}/[N]_{\text{leaf}}$ showed a generally decreasing trend with an increase in elevation (Figure 2D), with a peak at 2,800 m (17.69 ± 0.46), and then reduced at 3,500 m (10.57 ± 0.27) (Table 3). The maximum and minimum values of $[C]_{\text{leaf}}/[P]_{\text{leaf}}$ were $842.36 \pm 1,031.11$ at 3,800 m and 173.03 ± 62.38 at 2,400 m, respectively. The $[N]_{\text{leaf}}/[P]_{\text{leaf}}$ showed a generally increasing trend with an increase in elevation (Figure 2F) and reached its maximum and minimum values at 3,800 m (69.40 ± 86.26) and at 2,400 m (10.05 ± 3.53), respectively (Table 3).

For soil properties, SOC and STN showed similar trends with their maximum values at 3,200 m ($61.57 \pm 3.15 \text{ g kg}^{-1}$ and $6.09 \pm 0.25 \text{ g kg}^{-1}$, respectively), and minimum values at 3,000 m ($12.28 \pm 0.61 \text{ g kg}^{-1}$ and $1.35 \pm 0.10 \text{ g kg}^{-1}$, respectively). The maximum and minimum values of STP were observed at 2,600 m ($0.82 \pm 0.05 \text{ g kg}^{-1}$) and 3,500 m ($0.27 \pm 0.05 \text{ g kg}^{-1}$), respectively. The maximum value of SOC/STN was observed at 2,800 m (20.45 ± 1.18), which was about two times that at other elevations. The values of SOC/STP and STN/STP at elevations $\geq 3,200$ m were about two to seven times greater than those at elevations $< 3,200$ m. Soil pH at 3,000 m (8.51 ± 0.09) was the highest, while at 3,800 m (6.12 ± 0.10) it was the lowest.

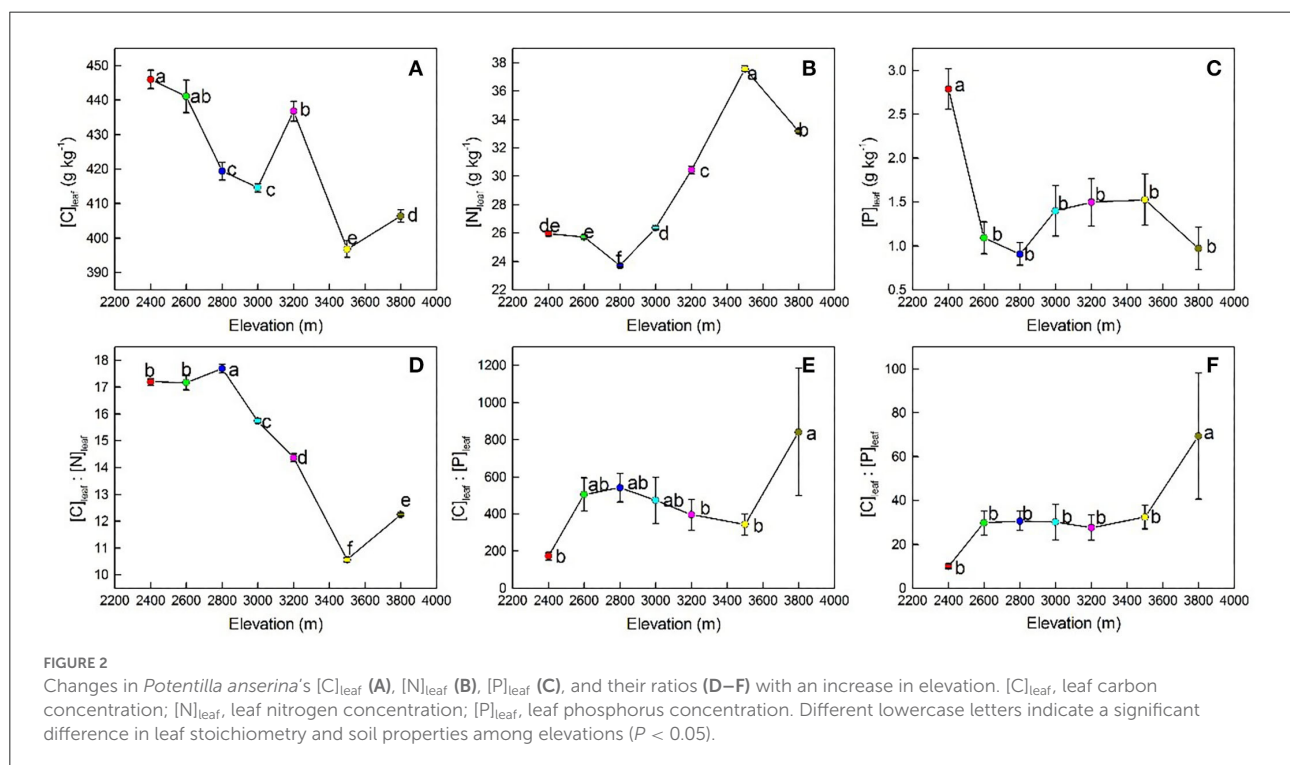
Environmental factors influencing leaf ecological stoichiometry of *Potentilla anserina*

The SEM showed that the climatic and soil factors accounted for about 70, 91, 21, and 87% of the total variation in $[C]_{\text{leaf}}$, $[N]_{\text{leaf}}$, $[P]_{\text{leaf}}$, and $[C]_{\text{leaf}}/[N]_{\text{leaf}}$, respectively (Figure 3). Specifically, MAT had direct effects on $[C]_{\text{leaf}}$, $[N]_{\text{leaf}}$, and $[P]_{\text{leaf}}$ and an indirect effect on $[P]_{\text{leaf}}$ which may be from the positive influence on soil pH and negative influence on SOC (Figures 3A–C). MAP exerted direct effects on $[N]_{\text{leaf}}$ and $[C]_{\text{leaf}}/[N]_{\text{leaf}}$ and indirect effects on $[C]_{\text{leaf}}$, $[N]_{\text{leaf}}$,

TABLE 2 Summary of the generalized linear mixed models for leaf stoichiometry and soil properties (0–0.40 m) ($n = 9$).

Parameters	Fixed effect (elevation)			Random effect (plot)	Fixed and random effects		df
	F	P	R ²	P	R ²		
[C] _{leaf}	44.27	<0.0001	0.8107	0.9998	0.8107		6
[N] _{leaf}	774.79	<0.0001	0.9864	0.676	0.9868		6
[P] _{leaf}	7.5862	<0.0001	0.4053	0.4009	0.4479		6
[C] _{leaf} /[N] _{leaf}	341.89	<0.0001	0.9703	0.8819	0.9707		6
[C] _{leaf} /[P] _{leaf}	2.4541	0.0377	0.1899	0.8675	0.2005		6
[N] _{leaf} /[P] _{leaf}	2.6180	0.0282	0.2021	0.9998	0.2021		6
pH	674.41	<0.0001	0.9847	0.8551	0.9849		6
SOC	89.8473	<0.0001	0.8870	0.2683	0.8980		6
STN	158.795	<0.0001	0.9368	0.6607	0.9390		6
STP	10.3974	<0.0001	0.5015	0.9999	0.5015		6
SOC/STN	70.067	<0.0001	0.8715	0.9999	0.8715		6
SOC/STP	6.9747	<0.0001	0.4030	0.9998	0.4030		6
STN/STP	7.6212	<0.0001	0.4231	0.9413	0.4264		6

[C]_{leaf}, leaf carbon concentration; [N]_{leaf}, leaf nitrogen concentration; [P]_{leaf}, leaf phosphorus concentration; SOC, soil organic carbon; STN, soil total nitrogen; STP, soil total phosphorus. F, Fisher's test; P, probability value; df, degree of freedom. Significant values are in bold.



and [C]_{leaf}/[N]_{leaf} by influencing soil pH, STN, and STP (Figures 3A,B,D).

Soil pH and STP, which were both affected by MAP, exerted a direct positive effect on [C]_{leaf} and [C]_{leaf}/[N]_{leaf} and a negative effect on [N]_{leaf} (Figures 3A,B,D). Soil pH also had a strong effect on [P]_{leaf} (Figure 3C). The STN had not only a direct

effect on [C]_{leaf}, but also an indirect effect as it positively influenced STP (Figure 3A). STN also indirectly affected [N]_{leaf} by negatively influencing SOC/STN and positively influencing STP (Figure 3B). The SOC had a direct negative effect on [P]_{leaf} and an indirect effect on [P]_{leaf} by negatively influencing soil pH (Figure 3C).

TABLE 3 Variation of leaf stoichiometry of *Potentilla anserina* and soil properties (0–0.40 m) across elevations (mean \pm standard error, $n = 9$).

Parameter	Elevation						
	2,400 m	2,600 m	2,800 m	3,000 m	3,200 m	3,500 m	3,800 m
[C] _{leaf} (g kg ⁻¹)	446.04 \pm 8.17a	441.17 \pm 14.22ab	419.37 \pm 7.66c	414.62 \pm 3.66c	436.79 \pm 8.58b	396.78 \pm 7.38e	406.34 \pm 5.37d
[N] _{leaf} (g kg ⁻¹)	25.94 \pm 0.55de	25.72 \pm 0.46e	23.71 \pm 0.40f	26.35 \pm 0.38d	30.44 \pm 0.82c	37.57 \pm 0.64a	33.18 \pm 0.41b
[P] _{leaf} (g kg ⁻¹)	2.79 \pm 0.69a	1.09 \pm 0.54b	0.91 \pm 0.38b	1.40 \pm 0.87b	1.50 \pm 0.82b	1.53 \pm 0.87b	0.97 \pm 0.72b
[C] _{leaf} /[N] _{leaf}	17.20 \pm 0.41b	17.17 \pm 0.79b	17.69 \pm 0.46a	15.74 \pm 0.29c	14.36 \pm 0.46d	10.57 \pm 0.27f	12.25 \pm 0.19e
[C] _{leaf} /[P] _{leaf}	173.03 \pm 62.38b	505.25 \pm 266.91ab	542.76 \pm 230.80ab	472.84 \pm 374.58ab	395.71 \pm 249.70b	343.74 \pm 174.94b	842.36 \pm 1031.11a
[N] _{leaf} /[P] _{leaf}	10.05 \pm 3.53b	29.75 \pm 16.70b	30.66 \pm 12.98b	30.13 \pm 24.11b	27.62 \pm 17.23b	32.42 \pm 16.26b	69.40 \pm 86.26a
pH	8.25 \pm 0.02b	8.03 \pm 0.07c	8.10 \pm 0.09c	8.51 \pm 0.09a	7.75 \pm 0.16d	6.44 \pm 0.16e	6.12 \pm 0.10f
SOC (g kg ⁻¹)	25.52 \pm 0.15d	48.99 \pm 2.52b	36.42 \pm 2.57c	12.28 \pm 0.61e	61.57 \pm 3.15a	58.64 \pm 1.65a	50.14 \pm 1.65b
STN (g kg ⁻¹)	2.67 \pm 0.03d	4.48 \pm 0.17c	1.82 \pm 0.13e	1.35 \pm 0.10f	6.09 \pm 0.25a	5.24 \pm 0.13b	4.72 \pm 0.13c
STP (g kg ⁻¹)	0.64 \pm 0.01b	0.82 \pm 0.05a	0.46 \pm 0.01ce	0.32 \pm 0.03de	0.48 \pm 0.07ace	0.27 \pm 0.05d	0.53 \pm 0.12ace
SOC/STN	9.56 \pm 0.05cd	10.94 \pm 0.44bc	20.45 \pm 1.18a	9.22 \pm 0.35d	10.09 \pm 0.21bcd	11.19 \pm 0.08b	10.62 \pm 0.24bcd
SOC/STP	39.92 \pm 0.32d	60.48 \pm 3.05cd	80.05 \pm 6.90bcd	40.81 \pm 3.96d	174.70 \pm 45.29b	307.11 \pm 79.17a	147.41 \pm 33.46bc
STN/STP	4.18 \pm 0.06d	5.60 \pm 0.36cd	3.95 \pm 0.30d	4.38 \pm 0.32d	16.75 \pm 3.91b	27.24 \pm 6.90a	13.99 \pm 3.21bc

[C]_{leaf}, leaf carbon concentration; [N]_{leaf}, leaf nitrogen concentration; [P]_{leaf}, leaf phosphorus concentration; SOC, soil organic carbon; STN, soil total nitrogen; STP, soil total phosphorus. Different lowercase letters indicate a significant difference in leaf stoichiometry and soil properties among elevations ($P < 0.05$).

The SEM was not applicable for [C]_{leaf}/[P]_{leaf} and [N]_{leaf}/[P]_{leaf} because their models did not meet the requirement of P-values ($P > 0.05$). In this case, Pearson's correlation analysis was used to show their relationships with the environmental factors. Pearson's correlation analysis showed that the [C]_{leaf}/[P]_{leaf} was only negatively correlated with MAT ($r = -0.250$, $P < 0.05$) and [N]_{leaf}/[P]_{leaf} was positively correlated with MAP ($r = 0.315$, $P < 0.05$), but negatively correlated with MAT ($r = -0.360$, $P < 0.01$) and soil pH ($r = -0.325$, $P < 0.01$; Table 4).

Discussion

Effects of elevation on leaf ecological stoichiometry of *Potentilla anserina* and soil properties

The leaf stoichiometry of *P. anserina* changed due to heterogeneous habitat conditions with increased elevation. This agrees with the observations of van de Weg et al. (2009) and Hu et al. (2020) and supports our hypothesis that elevation would significantly influence leaf stoichiometry of *P. anserina*. However, Qin et al. (2022) found that elevation only significantly affected [C]_{leaf}, [N]_{leaf}, and [C]_{leaf}/[N]_{leaf} of *Potentilla fruticosa*, while Su et al. (2022) reported that elevation was the key factor regulating the leaf stoichiometries of *Ligularia virgaurea* except [P]_{leaf} and [N]_{leaf}/[P]_{leaf} in the Qilian Mountains. This suggests diverse adaptation strategies of different species to environmental changes.

The [C]_{leaf} of *P. anserina* showed a generally decreasing trend with an increase in elevation (Figure 2A), which is consistent with the study of Li et al. (2018) and Qin et al. (2022). This may be because photosynthesis was inhibited when the temperature dropped with an increase in elevation, which in turn weakened their carbon assimilation ability (Öquist, 1983). However, some studies (e.g., Zhao et al., 2018; Bo et al., 2020; Waigwa et al., 2020) reported that [C]_{leaf} tended to be greater at higher elevations to balance cell osmotic pressure and improve the frost resistance of plants (Zhao et al., 2018). These conflicting results suggest that the response of [C]_{leaf} to elevation still requires further studies based on species and at the regional level. The [N]_{leaf} is an important indicator of plant adaptation to environmental changes (Li et al., 2014). It showed a generally increasing trend with an increase in elevation (Figure 2B), and this agrees with the observations of Cao et al. (2020). This may be because *P. anserina* could increase [N]_{leaf} to offset the metabolic slowdown caused by a reduced enzymatic activity at low temperatures (McGroddy et al., 2004). The [P]_{leaf} of *P. anserina* showed a significantly decreasing trend with an increase in elevation (Figure 2C), and this is in line with the observations of Waigwa et al. (2020). In the study area, the variation of *P. anserina*'s [N]_{leaf} was consistent with the temperature-plant physiological hypothesis, while that of *P. anserina*'s [P]_{leaf} was in contrast to this hypothesis. This may be because of the decoupling of N and P in plants under global changes (Yuan and Chen, 2015). Therefore, it is necessary to conduct targeted research on the mechanisms for their changes with elevation separately. The [C]_{leaf}/[N]_{leaf} and [C]_{leaf}/[P]_{leaf} reflected the nutrient utilization efficiency, and a lower value indicated a higher plant growth rate and a lower N utilization

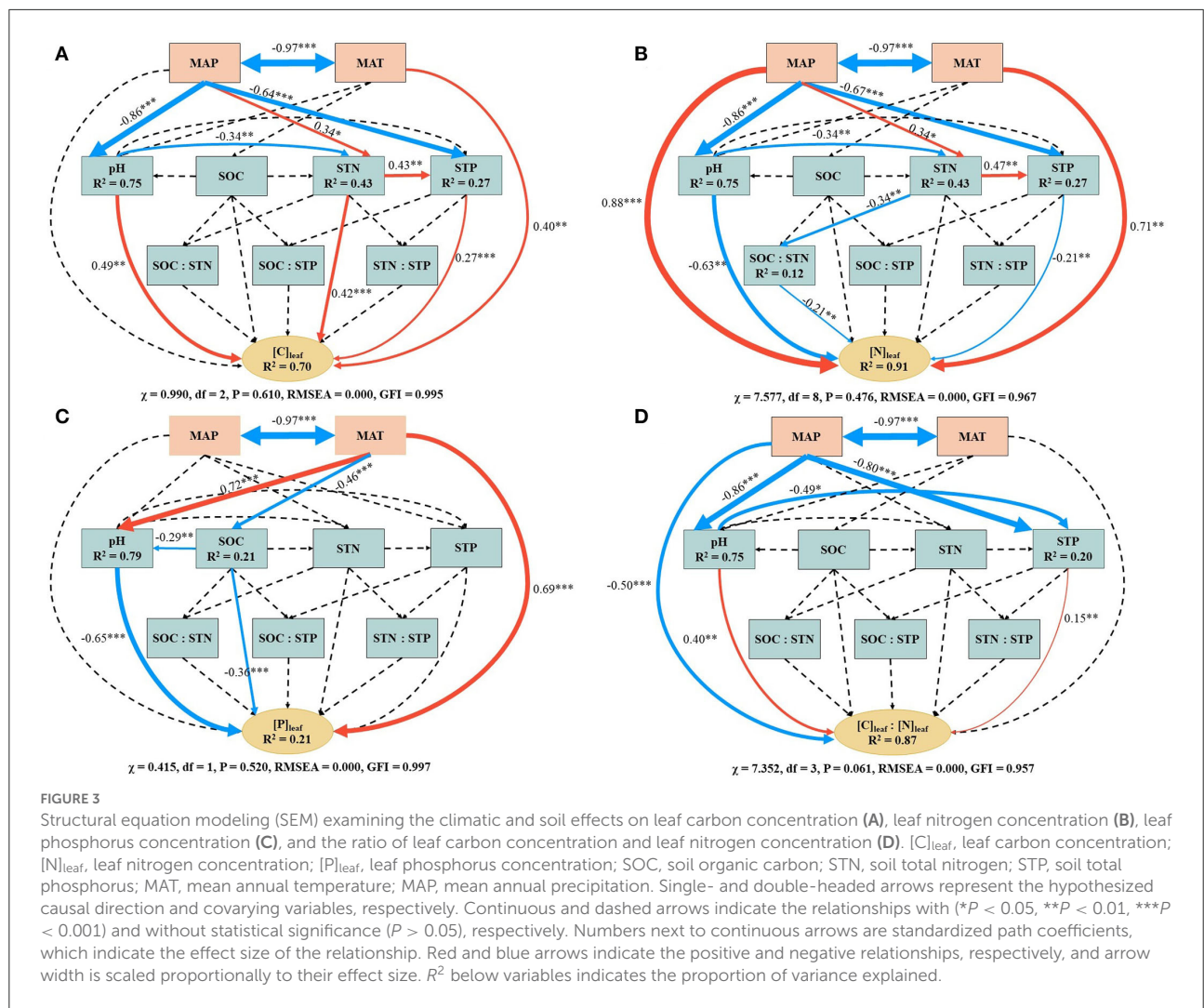


TABLE 4 Pearson’s correlations between environmental factors and leaf carbon-to-phosphorus ratio and the nitrogen-to-phosphorus ratio of *Potentilla anserina*.

	MAT	MAP	Soil pH	SOC	STN	STP	SOC:STN	SOC:STP	STN:STP
[C] _{leaf} /[P] _{leaf}	-0.250*	0.195	-0.197	0.118	0.067	-0.064	0.100	0.058	0.052
[N] _{leaf} /[P] _{leaf}	-0.360**	0.315*	-0.325**	0.176	0.154	-0.114	0.018	0.145	0.149

[C]_{leaf}, leaf carbon concentration; [N]_{leaf}, leaf nitrogen concentration; [P]_{leaf}, leaf phosphorus concentration; SOC, soil organic carbon; STN, soil total nitrogen; STP, soil total phosphorus; MAT, mean annual temperature; MAP, mean annual precipitation. *P < 0.05, **P < 0.01.

efficiency (Elser et al., 2003; Weidner et al., 2015; Sun et al., 2017). In the Qilian Mountains, [C]_{leaf}/[N]_{leaf} of *P. anserina* decreased with elevation, consistent with the study of Zhang Q. et al. (2019) and Zhang Y. et al. (2019), but contrary to the study of Hu et al. (2020), indicating that the growth rate of *P. anserina* increased but N use efficiency decreased with elevation (Guo et al., 2016; Zhang et al., 2020). This was consistent with the adaptive growth hypothesis that under N-limited environments, plants adopt a survival-first strategy and maintain higher C/N to

increase N use efficiency and ensure survival, while under less N-limited environments, plants adopt a growth-first strategy and maintain lower C/N to keep higher growth rates (Zhang et al., 2020). In the study area, compared with lower elevations (i.e., 2,400–3,000 m), STN was relatively higher at higher elevations (i.e., 3,200–3,800 m) (Table 3), resulting in a less N-limited condition. Therefore, [C]_{leaf}/[N]_{leaf} of *P. anserina* decreased at higher elevations to benefit growth priority. The [N]_{leaf}/[P]_{leaf} of *P. anserina* increased with elevation, similar to the study

of Cao et al. (2020) on *Oxytropis ochrocephala* and the study of Wang et al. (2019) on *Sabina przewalskii* in the Qilian Mountains, while Su et al. (2022) found no significant changes in *Ligularia virgaurea*'s $[N]_{\text{leaf}}/[P]_{\text{leaf}}$ across elevation in the Qilian Mountains. The increasing $[N]_{\text{leaf}}/[P]_{\text{leaf}}$ of *P. anserina* with elevation indicates that the growth of *P. anserina* in the study area may be more susceptible to P-limitation at higher elevations.

In the study area, soil properties differ significantly with elevation (Tables 1, 2). Similar results were reported by Cao et al. (2020) and Niu et al. (2021), who found contrasting soil nutrient contents with elevation in the Qilian Mountains. The differences in soil properties may be from the variations in solar radiation, temperature, and precipitation at different elevations (Qin et al., 2022). Zonal climatic conditions could change soil nutrient flux and soil nutrient allocation by affecting vegetation composition, litter quality, and the exchange of matter and energy between the soil and the environment (Jiang et al., 2019). Likewise, under the combined influence of various factors, soil pH and SOC also changed with elevation (Yu et al., 2019; Zhu et al., 2019).

Mechanisms of elevation regulating leaf ecological stoichiometry of *Potentilla anserina*

As shown above, $[C]_{\text{leaf}}$, $[N]_{\text{leaf}}$, $[P]_{\text{leaf}}$, and their ratios of *P. anserina* showed inconsistent responses to elevation (Table 3, Figure 2), similar to the study of Müller et al. (2017) and Tong et al. (2021), indicating that the mechanisms of elevation regulating leaf ecological stoichiometry of *P. anserina* were different. In order to figure out how elevation affects leaf ecological stoichiometry, the underlying mechanisms of the variation in each element under elevation need to be explored individually (Weiher and Keddy, 1999; Suding et al., 2008).

Mechanisms of elevation regulating $[C]_{\text{leaf}}$ of *Potentilla anserina*

Temperature plays a key role in plant functions by influencing enzyme activity and membrane system fluidity as well as changing the absorption of nutrients and water and thus, in turn, affects the leaf ecological stoichiometry (Reich and Oleksyn, 2004; Hall et al., 2010; Liu et al., 2019). In the present study, MAT had a direct positive effect on $[C]_{\text{leaf}}$ (Figure 3A), similar to the study of Fang et al. (2019). Previous researchers found that when MAT declined and photosynthesis weakened, plants increased leaf thickness and reduced leaf area in order to prevent freezing damage, finally leading to a decrease in $[C]_{\text{leaf}}$ (Park and Day, 2007). With increasing elevation, the increased MAP can increase $[C]_{\text{leaf}}$ by impacting soil pH, STN, and STP (Figure 3A).

The STN and STP exerted positive effects on $[C]_{\text{leaf}}$ because high STN and STP were more conducive to the synthesis of enzymes that play key roles in carbon assimilation and accumulation (Zhang Q. et al., 2019). Soil pH exerted a positive influence on $[C]_{\text{leaf}}$, consistent with the study of Liu M. et al. (2021). However, most previous studies showed that higher soil pH had a significant negative impact on $[C]_{\text{leaf}}$ as it inhibits photosynthesis (e.g., He et al., 2016; Gong et al., 2018; Lin et al., 2022; Su et al., 2022). These results indicated that the impact of soil pH on $[C]_{\text{leaf}}$ was significant but varied with species.

Mechanisms of elevation regulating $[N]_{\text{leaf}}$ of *Potentilla anserina*

Elevation regulated $[N]_{\text{leaf}}$ by changing MAT, MAP, soil pH, SOC/STN, STN, and STP (Figure 3B). Persson et al. (2012) found that lower MAT could reduce $[N]_{\text{leaf}}$ by limiting the nutrient turnover rates. In the present study, MAT had a positive impact on $[N]_{\text{leaf}}$ (Figure 3B), consistent with the study of Li et al. (2021). However, with the decrease in MAT, $[N]_{\text{leaf}}$ showed a generally increasing trend (Table 3). This may be because the effect of MAT was weaker than the combined effects of MAP and soil physicochemical properties on $[N]_{\text{leaf}}$. In general, MAP changed plant nutrient absorption and photosynthesis by affecting soil water content and soil nutrient availability (Han et al., 2011; Liu et al., 2019). In this study, MAP affected $[N]_{\text{leaf}}$ either by directly changing its concentration, or by indirectly changing soil properties, further proved by the research of Reich (2005). MAP had a direct positive effect on $[N]_{\text{leaf}}$, similar to the research of Sardans et al. (2005) and Chen Y. H. et al. (2013). This may be because, with the increase in MAP, the increase in soil water content could improve the plant photosynthetic rate and sucrose synthase and nitrate reductase activities, thus resulting in increased $[N]_{\text{leaf}}$ (Patrick et al., 2009; Wang et al., 2011).

Decreased soil pH could promote the reabsorption of nitrogen to maintain plant growth, leading to increased $[N]_{\text{leaf}}$ (Su et al., 2022). Haynes (1986) found that when SOC/STN was ≤ 25 , soil nitrogen was mineralized as available nitrogen for plant growth, while when it was > 25 , microorganisms mineralized soil nitrogen for maintaining their own growth. In the present study, the SOC/STN was all < 25 , suggesting that more soil available nitrogen was taken up by plants and increased $[N]_{\text{leaf}}$. However, this needs further research based on soil available nitrogen analysis. In addition, STP exerted a negative effect on $[N]_{\text{leaf}}$. This might be because the decreased STP reduced the availability of P and relatively weakened the limiting effect of available N on plants, thereby enhancing the competition of plants for available N and promoting the uptake and utilization of N by an individual plant (Li et al., 2017). However, some studies found that decreased STP could reduce $[N]_{\text{leaf}}$ (e.g., van Wijk et al., 2003; Mao et al., 2016). This was related to different responses of plant species to environmental

changes due to their differentiation of niches based on functional attributes (Pontes et al., 2010; Adamidis et al., 2014; Li et al., 2017).

Mechanisms of elevation regulating $[P]_{\text{leaf}}$ of *Potentilla anserina*

MAT had a positive effect on $[P]_{\text{leaf}}$ (Figure 3C). This may be because the decrease in MAT restricted soil parent weathering, which led to a decrease in soil P absorption by plants (Tong et al., 2021). Besides, the decreased MAT can indirectly influence $[P]_{\text{leaf}}$ through decreasing soil pH and increasing SOC with an increase in elevation. Soil pH had a direct negative impact on $[P]_{\text{leaf}}$. This may be because the decrease in soil pH could release phosphate radicals and increase soil available P, thereby improving the uptake of P and $[P]_{\text{leaf}}$ (Chen D. M. et al., 2013), while high soil pH may facilitate P adsorption to soil particles (Qiao et al., 2018).

The SOC had a negative effect on $[P]_{\text{leaf}}$ (Figure 3C), contrary to what was observed by Liu et al. (2016) and Cao et al. (2020), suggesting that plants have their unique nutrient absorption mechanism in the processes of growth. The utilization of SOC by plants was extremely complex and may be controlled by a variety of soil physical and chemical properties (Pan et al., 2015; Rong et al., 2015).

Mechanisms of elevation regulating $[C]_{\text{leaf}}/[N]_{\text{leaf}}/[P]_{\text{leaf}}$ of *Potentilla anserina*

According to the SEM, decreased $[C]_{\text{leaf}}/[N]_{\text{leaf}}$ with an increase in elevation resulted from the positive impacts of soil pH and STP and the negative impact of MAP (Figure 3D). This suggests that the increase in soil pH and STP is beneficial to promote the growth of *P. anserina* within a certain range, while the increase in precipitation may inhibit the growth of *P. anserina* in the study area. The $[C]_{\text{leaf}}/[P]_{\text{leaf}}$ at 3,800 m was significantly higher than that at 2,400, 3,200, and 3,500 m, similar to the study of Qin et al. (2022). However, there was no clear variation trend of $[C]_{\text{leaf}}/[P]_{\text{leaf}}$ with elevation (Figure 2E). This may be because the similar variations of $[C]_{\text{leaf}}$ and $[P]_{\text{leaf}}$ with elevation weakened the relationship between $[C]_{\text{leaf}}/[P]_{\text{leaf}}$ and elevation. MAT was negatively correlated with $[N]_{\text{leaf}}/[P]_{\text{leaf}}$ (Table 4), which might be attributed to the positive effect of MAT on $[P]_{\text{leaf}}$ (Figure 3C), though MAT had a positive influence on $[N]_{\text{leaf}}$. This indicated a stronger influence of MAT on $[P]_{\text{leaf}}$ than on $[N]_{\text{leaf}}$. The positive relationship between MAP and $[N]_{\text{leaf}}/[P]_{\text{leaf}}$ (Table 4) may be related to the positive effects of MAP on $[N]_{\text{leaf}}$ (Figure 3B). However, the significantly increasing $[N]_{\text{leaf}}/[P]_{\text{leaf}}$ with elevation increase was mainly caused by significantly increasing $[N]_{\text{leaf}}$ rather than by decreasing $[P]_{\text{leaf}}$ in the study area.

Other factors impacting leaf ecological stoichiometry of *Potentilla anserina*

According to the SEM results, the environmental factors in the present study can only account for part of the total variation of leaf ecological stoichiometry of *P. anserina* (Figure 3). This indicates the possibility of effects of other factors, such as inheritance and genetic mutations of species (Luo et al., 2006), vegetation community structure and composition (Wang et al., 2014; Zhu et al., 2020), light (Zhu et al., 2020), soil microbial activity (Li et al., 2014), and intra- and inter-species competitions (Xu et al., 2015; Qin et al., 2016). As *P. anserina* is a pioneer species of degraded grassland, grassland management also needs to be taken into consideration in future research to fully understand the leaf ecological stoichiometry changes of *P. anserina* and provide basic information for ecological restoration in this region.

Nutrient limitation for *Potentilla anserina* growth across elevation

Due to the limited natural supply, N and P were the two most important elements to limit plant growth and functioning in a terrestrial ecosystem (Elser et al., 2000). Compared with the individual $[N]_{\text{leaf}}$ and $[P]_{\text{leaf}}$, $[N]_{\text{leaf}}/[P]_{\text{leaf}}$ was more reliable to identify plants' nutrient limitations (Li et al., 2018), although the thresholds were still controversial. In the present study area, the average $[N]_{\text{leaf}}/[P]_{\text{leaf}}$ (32.86) was significantly higher than that of global and Chinese vegetations (11.8 and 16.3, respectively) (Reich and Oleksyn, 2004; Han et al., 2005). This suggests that *P. anserina* was more P-limited than the averages of global and Chinese plants. According to the study of Güsewell (2004) on terrestrial plant communities, when $[N]_{\text{leaf}}/[P]_{\text{leaf}} < 10$, plants growth was limited by N; $10 \leq [N]_{\text{leaf}}/[P]_{\text{leaf}} \leq 20$, plant growth was co-limited by N and P; and $[N]_{\text{leaf}}/[P]_{\text{leaf}} > 20$, plant growth was limited by P. In the study area, the $[N]_{\text{leaf}}/[P]_{\text{leaf}}$ of *P. anserina* from 2,600 to 3,800 m was all > 20 and at 2,400 m was 10.05 (Table 3), suggesting that the growth of *P. anserina* was limited by P from 2,600 to 3,800 m and by both N and P at 2,400 m.

With increasing elevation, $[N]_{\text{leaf}}/[P]_{\text{leaf}}$ showed an increasing trend, indicating that the higher the elevation, the more severe the restriction of P element to the growth of *P. anserina*. This may be related to the decrease in MAT and soil pH and the increase in MAP (Tables 3, 4). Previous studies indicated that soil P deficiency was an important reason for P-limitation in plants in China (e.g., Han et al., 2005; Hu et al., 2017) and in the present study area (Cao et al., 2020; Qin et al., 2022). This also suggested that taking measures to increase soil available P and reduce P losses is of great importance for ecological restoration in the Qilian Mountains as well as in China.

Conclusion

According to the results of field sampling and experimental analysis, $[C]_{\text{leaf}}$, $[N]_{\text{leaf}}$, $[P]_{\text{leaf}}$, and the stoichiometric ratios of *P. anserina* fluctuated with elevation in the middle eastern part of the Qilian Mountains: from 2,400 to 3,800 m, $[C]_{\text{leaf}}$, $[P]_{\text{leaf}}$ and $[C]_{\text{leaf}}/[N]_{\text{leaf}}$ decreased, while $[N]_{\text{leaf}}$ and $[N]_{\text{leaf}}/[P]_{\text{leaf}}$ increased. Elevation played a significant role in the leaf ecological stoichiometry of *P. anserina* through the effects of MAT, MAP, and soil pH. Based on $[N]_{\text{leaf}}/[P]_{\text{leaf}}$ inference, P element was the restrictive resource that affected *P. anserina* growth in the study area, and it was particularly deficient with the increase in elevation.

As *P. anserina* is a useful species for restoring degraded grasslands, it is of great importance to increase soil available P and reduce P losses for the growth of *P. anserina*, especially at higher elevations. Due to the relatively small scale of the present study, further studies in the Qilian Mountains will ensure wider applicability of the observations in other areas.

Data availability statement

The original contributions presented in the study are included in the article/supplementary material, further inquiries can be directed to the corresponding author.

Author contributions

XZ, QF, and JC were involved in the conception and design of the research. XZ and HS were involved in the acquisition

of data and drafted the manuscript. XZ and YQ analyzed and interpreted the data. XZ and WL performed the statistical analysis. AB, JC, and MZ were involved in the revision of the manuscript for important intellectual content. All authors have read and approved the final manuscript.

Funding

This work was supported by the National Natural Science Foundation of China (Grant No. 52179026), the Key R&D Program of Gansu Province, China (Grant No. 20YF8FA002), and the XPCC Science and Technique Foundation (Grant No. 2021AB021).

Conflict of interest

The authors declare that the research was conducted in the absence of any commercial or financial relationships that could be construed as a potential conflict of interest.

Publisher's note

All claims expressed in this article are solely those of the authors and do not necessarily represent those of their affiliated organizations, or those of the publisher, the editors and the reviewers. Any product that may be evaluated in this article, or claim that may be made by its manufacturer, is not guaranteed or endorsed by the publisher.

References

- Adamidis, G. C., Kazakou, E., Fyllas, N. M., and Dimitrakopoulos, P. G. (2014). Species adaptive strategies and leaf economic relationships across serpentine and non-serpentine habitats on Lesbos, eastern Mediterranean. *PLoS ONE* 9, e96034. doi: 10.1371/journal.pone.0096034
- Baxter, I., and Dilkes, B. P. (2012). Elemental profiles reflect plant adaptations to the environment. *Science* 336, 1661–1663. doi: 10.1126/science.1219992
- Bo, F., Zhang, Y., Chen, H. Y. H., Wang, P., Ren, X., and Guo, J. (2020). The C:N:P stoichiometry of planted and natural *larix principis-rupprechtii* stands along altitudinal gradients on the Loess Plateau, China. *Forests* 11, 363. doi: 10.3390/f11040363
- Bremner, J. M., and Mulvaney, C. S. (1982). "Nitrogen-total," in *Methods of Soil Analysis in Part 2-Chemical and Biochemical Methods*, eds H. R. Miller and D. R. Keeney (Madison, WI: American Society of Agronomy-Soil Science Society of America), 595–624.
- Cao, J., Wang, X., Adamowski, J. F., Biswas, A., Liu, C., Chang, Z., et al. (2020). Response of leaf stoichiometry of *Oxytropis ochrocephala* to elevation and slope aspect. *Catena* 194, 104772. doi: 10.1016/j.catena.2020.104772
- Chen, D. M., Lan, Z. C., Bai, X., Grace, J. B., and Bai, Y. F. (2013). Evidence that acidification-induced declines in plant diversity and productivity are mediated by changes in below-ground communities and soil properties in a semi-arid steppe. *J. Ecol.* 101, 1322–1334. doi: 10.1111/1365-2745.12119
- Chen, Y. H., Han, W. X., Tang, L. Y., Tang, Z. Y., and Fang, J. Y. (2013). Leaf nitrogen and phosphorus concentrations of woody plants differ in responses to climate, soil and plant growth form. *Ecography* 36, 178–184. doi: 10.1111/j.1600-0587.2011.06833.x
- Cheng, J., Liu, D., Zhao, L., Zhao, Q., Zhang, X., Wang, B., et al. (2021). *Potentilla anserina* L. polysaccharide inhibits cadmium-induced neurotoxicity by attenuating autophagy. *Neurochem. Int.* 147, 105045. doi: 10.1016/j.neuint.2021.105045
- Croft, H., Chen, J., Luo, X., Bartlett, P., Chen, B., and Staebler, R. M. (2017). Leaf chlorophyll content as a proxy for leaf photosynthetic capacity. *Glob. Chang. Biol.* 23, 3513–3524. doi: 10.1111/gcb.13599
- Crowley, K. F., Mcneil, B. E., Lovett, G. M., Canham, C. D., Driscoll, C. T., Rustad, L. E., et al. (2012). Do nutrient limitation patterns shift from nitrogen toward phosphorus with increasing nitrogen deposition across the northeastern united states?. *Ecosystems* 15, 940–957. doi: 10.1007/s10021-012-9550-2
- Du, B. M., Ji, H. W., Peng, C., Liu, X. J., and Liu, C. J. (2017). Altitudinal patterns of leaf stoichiometry and nutrient resorption in *quercus variabilis* in the Baotianman mountains, China. *Plant Soil* 413, 193–202. doi: 10.1007/s11104-016-3093-9
- Elser, J. J., Acharya, K., and Kyle, M. (2003). Growth rate-stoichiometry couplings in diverse biota. *Eco. Lett.* 6, 936–943. doi: 10.1046/j.1461-0248.2003.00518.x

- Elser, J. J., Fagan, W. F., Denno, R. F., Dobberfuhl, D. R., Folarin, A., Huberty, A. F., et al. (2000). Nutritional constraints in terrestrial and freshwater food webs. *Nature* 408, 578–580. doi: 10.1038/35046058
- Elser, J. J., Fagan, W. F., Kerkhoff, A. J., Swenson, N. G., and Enquist, B. J. (2010). Biological stoichiometry of plant production: metabolism, scaling and ecological response to global change. *New Phytol.* 186, 593–608. doi: 10.1111/j.1469-8137.2010.03214.x
- Fang, Z., Li, D., Jiao, F., Yao, J., and Du, H. (2019). The latitudinal patterns of leaf and soil C:N:P stoichiometry in the Loess Plateau of China. *Front. Plant Sci.* 10, 85. doi: 10.3389/fpls.2019.00085
- Gong, X., Xu, Z., Lu, W., Tian, Y., Liu, Y., Wang, Z., et al. (2018). Spatial patterns of leaf carbon, nitrogen, and phosphorus stoichiometry of aquatic macrophytes in the arid zone of northwestern China. *Front. Plant Sci.* 9, 1398. doi: 10.3389/fpls.2018.01398
- Gui, J., Li, Z., Feng, Q., Yuan, R., Ning, T., Zhang, B., et al. (2020). Environmental effect and spatiotemporal pattern of stable isotopes in precipitation on the transition zone between the Tibetan Plateau and arid region. *Sci. Total Environ.* 749, 141559. doi: 10.1016/j.scitotenv.2020.141559
- Guo, Q., Li, H., and Zhang, W. (2016). Variations in leaf functional traits and physiological characteristics of *Abies georgei* var. *smithii* along the altitude gradient in the Southeastern Tibetan Plateau. *J. Mount. Sci.* 13, 1818–1828. doi: 10.1007/s11629-015-3715-3
- Guo, X., Shi, P., Niinemets, Ü., Hölscher, D., Wang, R., Liu, M., et al. (2021). “Diminishing returns” for leaves of five age-groups of *Phyllostachys edulis* culms. *Am. J. Bot.* 108, 1662–1672. doi: 10.1002/ajb2.1738
- Güsewell, S. (2004). N: P ratios in terrestrial plants: variation and functional significance. *New Phytol.* 164, 243–266. doi: 10.1111/j.1469-8137.2004.01192.x
- Hall, E. K., Singer, G. A., Kainz, M. J., and Lennon, J. T. (2010). Evidence for a temperature acclimation mechanism in bacteria: an empirical test of a membrane-mediated trade-off. *Funct. Ecol.* 24, 898–908. doi: 10.1111/j.1365-2435.2010.01707.x
- Han, W. X., Fang, J. Y., Guo, D. L., and Zhang, Y. (2005). Leaf nitrogen and phosphorus stoichiometry across 753 terrestrial plant species in China. *New Phytol.* 168, 377–385. doi: 10.1111/j.1469-8137.2005.01530.x
- Han, W. X., Fang, J. Y., Reich, P. B., Woodward, F. I., and Wang, Z. H. (2011). Biogeography and variability of eleven mineral elements in plant leaves across gradients of climate, soil and plant functional type in China. *Ecol. Lett.* 14, 788–796. doi: 10.1111/j.1461-0248.2011.01641.x
- Haynes, R. J. (ed.). (1986). “The decomposition process: mineralization, immobilization, humus formation, and degradation,” in *Mineral Nitrogen in the Plant-Soil System* (London: Academic Press), 52–126. doi: 10.1016/B978-0-12-334910-1.50006-6
- He, L., Liu, N., Wang, K., Zhang, L., Li, D., Wang, Z., et al. (2021). Rosamultin from *Potentilla anserina* L. exhibits nephroprotection and antioxidant activity by regulating the reactive oxygen species/C/EBP homologous protein signaling pathway. *Phytother. Res.* 35, 6343–6358. doi: 10.1002/ptr.7285
- He, Y., Chen, Y., Yu, C. L., Lu, K. X., Jiang, Q. S., Fu, J. L., et al. (2016). Photosynthesis and yield traits in different soybean lines in response to salt stress. *Photosynthesis* 54, 630–635. doi: 10.1007/s11099-016-0217-7
- Hu, Q., Sheng, M., Bai, Y., Jie, Y., and Xiao, H. (2020). Response of C, N, and P stoichiometry characteristics of *Broussonetia papyrifera* to altitude gradients and soil nutrients in the karst rocky ecosystem, SW China. *Plant Soil* 475, 123–136. doi: 10.1007/s11104-020-04742-7
- Hu, Y. K., Zhang, Y. L., Liu, G. F., Xu, P., and Ming, D. (2017). Intraspecific N and P stoichiometry of *Phragmites australis*: geographic patterns and variation among climatic regions. *Sci Rep.* 7, 43018. doi: 10.1038/srep43018
- IUSS Working Group World Reference Base for Soil Resources (2014). *2014 International Soil Classification System for Naming Soils and Creating Legends for Soil Maps*. Rome: FAO.
- Jiang, L., He, Z., Liu, J., Xing, C., Gu, X., Wei, C., et al. (2019). Elevation gradient altered soil C, N, and P stoichiometry of pinus taiwanensis forest on Daiyun mountain. *Forests* 10, 1089. doi: 10.3390/f10121089
- Koerselman, W., and Meuleman, A. M. F. (1996). The vegetation N:P ratio: a new tool to detect the nature of nutrient limitation. *J. Appl. Ecol.* 33, 1441–1450. doi: 10.2307/2404783
- Li, F., Hu, J., Xie, Y., Yang, G., Hu, C., Chen, X., et al. (2018). Foliar stoichiometry of carbon, nitrogen, and phosphorus in wetland sedge *Carex brevicuspis* along a small-scale elevation gradient. *Ecol. Indic.* 92, 322–329. doi: 10.1016/j.ecolind.2017.04.059
- Li, H., Ye, D. D., Wang, X. G., Settles, M. L., Wang, J., Hao, Z. Q., et al. (2014). Soil bacterial communities of different natural forest types in Northeast China. *Plant Soil* 1–2, 203–216. doi: 10.1007/s11104-014-2165-y
- Li, L., Gao, X., Gui, D., Liu, B., Zhang, B., and Li, X. (2017). Stoichiometry in aboveground and fine roots of *Seriphidium korovini* desert grassland in response to artificial nitrogen addition. *J. Plant Res.* 130, 689–697. doi: 10.1007/s12655-017-0930-8
- Li, W., Huang, G., and Zhang, H. (2020). Enclosure increases nutrient resorption from senescing leaves in a subalpine pasture. *Plant Soil* 457, 269–278. doi: 10.1007/s11104-020-04733-8
- Li, Y., He, W., Wu, J., Zhao, P., Chen, Y., Zhu, L., et al. (2021). Leaf stoichiometry is synergistically-driven by climate, site, soil characteristics and phylogeny in karst areas, Southwest China. *Biogeochemistry* 155, 283–301. doi: 10.1007/s10533-021-00826-3
- Li, Y., Shi, P., Niinemets, Ü., Song, Y., Yu, K., Schrader, J., et al. (2022a). Diminishing returns among lamina fresh and dry mass, surface area, and petiole fresh mass among nine *Lauraceae* species. *Am. J. Bot.* 109, 377–392. doi: 10.1002/ajb2.1812
- Li, Y., Zheng, Y., Ratkowsky, D. A., Wei, H., and Shi, P. (2022b). Application of an ovate leaf shape model to evaluate leaf bilateral asymmetry and calculate lamina centroid location. *Front. Plant Sci.* 2, 822907. doi: 10.3389/fpls.2021.822907
- Liu, Y., Lai, Y., Tang, S., and Qin, Z. (2022). Climatic and edaphic variables determine leaf C, N, P stoichiometry of deciduous *Quercus* species. *Plant Soil* 474, 383–394. doi: 10.21203/rs.3.rs-900936/v1
- Liu, D., Zheng, D., Xu, Y., Chen, Y., Wang, H., Wang, K., et al. (2021). Changes in the stoichiometry of *Castanopsis fargesii* along an elevation gradient in a Chinese subtropical forest. *PeerJ* 9, e11553. doi: 10.7717/peerj.11553
- Liu, J. T., Gu, Z. J., Shao, H. B., Zhou, F., and Peng, S. Y. (2016). N-P stoichiometry in soil and leaves of *Pinus massoniana* forest at different stand ages in the subtropical soil erosion area of China. *Environ. Earth Sci.* 75, 1901. doi: 10.1007/s12665-016-5888-7
- Liu, J. X., Fang, X., Tang, X. L., Wang, W. T., Zhou, G. Y., and Xu, S. (2019). Patterns and controlling factors of plant nitrogen and phosphorus stoichiometry across China's forests. *Biogeochemistry* 143, 191–205. doi: 10.1007/s10533-019-00556-7
- Liu, M., Shen, Y., Li, Q., Xiao, W., and Song, X. (2021). Arbuscular mycorrhizal fungal colonization and soil pH induced by nitrogen and phosphorus additions affects leaf C:N:P stoichiometry in Chinese fir (*Cunninghamia lanceolata*) forests. *Plant Soil* 461, 421–440. doi: 10.1007/s11104-021-04831-1
- Luo, J. X., Zang, R. G., and Li, C. Y. (2006). Physiological and morphological variations of *Picea asperata* populations originating from different altitudes in the mountains of southwestern. *For. Ecol. Manag.* 221, 285–290. doi: 10.1016/j.foreco.2005.10.004
- Macek, P., Macková, J., and de Bello, F. (2009). Morphological and ecophysiological traits shaping altitudinal distribution of three polylepis tree line species in the dry tropical Andes. *Acta Oecol.* 35, 778–785. doi: 10.1016/j.actao.2009.08.013
- Mao, R., Chen, H. M., Zhang, X. H., Shi, F., and Song, C. (2016). Effects of P addition on plant C: N: P stoichiometry in an N-limited temperate wetland of Northeast China. *Sci. Total Environ.* 559, 1–6. doi: 10.1016/j.scitotenv.2016.03.158
- Marschner, H., and Marschner, P. (2012). *Marschner's Mineral Nutrition of Higher Plants*. London: Academic Press.
- McGroddy, M. E., Daufresne, T., and Hedin, L. O. (2004). Scaling of C: N: P stoichiometry in forests worldwide: implications of terrestrial redfield-type ratios. *Ecology* 85, 2390–2401. doi: 10.1890/03-0351
- Moe, S. J., Stelzer, R. S., Forman, M. R., Harpole, S. W., Daufresne, T., and Yoshida, T. (2005). Recent advances in ecological stoichiometry: insights for population and community ecology. *Oikos* 109, 29–39. doi: 10.1111/j.0030-1299.2005.14056.x
- Müller, M., Oelmann, Y., Schickhoff, U., Böhner, J., and Scholten, T. (2017). Himalayan treeline soil and foliar C:N:P stoichiometry indicate nutrient shortage with elevation. *Geoderma* 291, 21–32. doi: 10.1016/j.geoderma.2016.12.015
- Nelson, D. W., and Sommers, L. E. (1982). “Total carbon, organic carbon, and organic matter,” in *Methods of Soil Analysis: Part 3 Chemical Methods*, eds D. L. Sparks, A. L. Page, P. A. Helmke, R. H. Loeppert, P. N. Soltanpour, M. A. Tabatabai, C. T. Johnston, and M. E. Sumner (Madison, WI: American Society of Agronomy), 539–579. doi: 10.2136/sssabookser5.3.c34
- Niu, Y., Kang, J., Su, H., Adamowski, J. F., Biswas, A., Liu, C., et al. (2021). Elevation alone alters leaf N and leaf C to N ratio of *Picea Crassifolia* kom. in China's Qilian Mountains. *Forests* 12, 1325. doi: 10.3390/f12101325

- Olsen, S. R., and Sommers, L. E. (1982). "Phosphorus, chemical and microbiological properties," in *Methods of Soil Analysis*, eds R. H. Miller and D.R. Keeney (Madison, WI: American Society of Agronomy), 403–430.
- Öquist, G. (1983). Effects of low temperature on photosynthesis. *Plant Cell Environ.* 6, 281–300. doi: 10.1111/1365-3040.ep11612087
- Pan, F., Zhang, W., Liu, S., Li, D. J., and Wang, K. L. (2015). Leaf N:P stoichiometry across plant functional groups in the karst region of southwestern China. *Trees* 29, 883–892. doi: 10.1007/s00468-015-1170-y
- Park, J. H., and Day, T. A. (2007). Temperature response of CO₂ exchange and dissolved organic carbon release in a maritime Antarctic tundra ecosystem. *Polar Biol.* 30, 1535–1544. doi: 10.1007/s00300-007-0314-y
- Patrick, L. D., Ogle, K., Bell, C. W., Zak, J., and Tissue, D. (2009). Physiological responses of two contrasting desert plant species to precipitation variability are differentially regulated by soil moisture and nitrogen dynamics. *Glob. Change Biol.* 15, 1214–1229. doi: 10.1111/j.1365-2486.2008.01750.x
- Persson, I. L., Julkunen-Tiitto, R., Bergström, R., Wallgren, M., Suominen, O., and Danell, K. (2012). Simulated moose (*Alces alces* L.) browsing increases accumulation of secondary metabolites in bilberry (*Vaccinium myrtillus* L.) along gradients of habitat productivity and solar radiation. *J. Chem. Ecol.* 38, 1225–1234. doi: 10.1007/s10886-012-0209-4
- Pontes, D. S. L., Louault, F., Carrère, P., Maire, V., Andueza, D., and Soussana, J. (2010). *The Role of Plant Traits and Their Plasticity in the Response of Pasture Grasses to Nutrients and Cutting Frequency*. London: Oxford University Press.
- Qiao, Y., Yang, W., Zhao, Y., Jeelani, N., Xu, L., Zhao, H., et al. (2018). How *Spartina alterniflora* adapts to a new environment created by embankment reclamation through C-N-P stoichiometry in the coastal wetlands of eastern China. *Mar. Freshw. Res.* 69, 823–832. doi: 10.1071/MF17374
- Qin, J., Xi, W., Rahmlow, A., Kong, H., Zhang, Z., and Shangguan, Z. (2016). Effects of forest plantation types on leaf traits of *Ulmus pumila* and *Robinia pseudacacia* on the Loess Plateau, China. *Ecol. Eng.* 97, 416–425. doi: 10.1016/j.ecoleng.2016.10.038
- Qin, Y., Feng, Q., Adamowski, J. F., Zhu, M., and Zhang, X. (2021). Community level response of leaf stoichiometry to slope aspect in a montane environment: a case study from the Central Qilian Mountains, China. *Glob. Ecol. Conserv.* 28, e01703. doi: 10.1016/j.gecco.2021.e01703
- Qin, Y., Liu, W., Zhang, X., Adamowski, J. F., and Biswas, A. (2022). Leaf stoichiometry of *Potentilla fruticosa* across elevations in China's Qilian Mountains. *Front. Plant Sci.* 13, 814059. doi: 10.3389/fpls.2022.814059
- Reich, P. B. (2005). Global biogeography of plant chemistry: filling in the blanks. *New Phytol.* 168, 263–266. doi: 10.1111/j.1469-8137.2005.01562.x
- Reich, P. B., and Oleksyn, J. (2004). Global patterns of plant leaf N and P in relation to temperature and latitude. *Proc. Natl. Acad. Sci. U.S.A.* 101, 11001–11006. doi: 10.1073/pnas.0403588101
- Rong, Q., Liu, J., Cai, Y., Lu, Z., Zhao, Z., Yue, W., et al. (2015). Leaf carbon, nitrogen and phosphorus stoichiometry of *Tamarix chinensis* Lour. in the Laizhou Bay coastal wetland, China. *Ecol. Eng.* 76, 57–65. doi: 10.1016/j.ecoleng.2014.03.002
- Sardans, J., Rivas-Ubach, A., and Penuelas, J. (2011). Factors affecting nutrient concentration and stoichiometry of forest trees in Catalonia (NE Spain). *For. Ecol. Manag.* 262, 2024–2034. doi: 10.1016/j.foreco.2011.08.019
- Sardans, J., Rodà, F., and Penuelas, J. (2005). Effects of water and a nutrient pulse supply on *rosmarinus officinalis* growth, nutrient content and flowering in the field. *Environ. Exp. Bot.* 53, 1–11. doi: 10.1016/j.envexpbot.2004.02.007
- Sheng, H., Li, J., Yang, Y., and Li, H. (2004). Response of phenotypic plasticity of *Potentilla anserine* L. to soil moisture. *Agric. Res. Arid Areas* 3, 119–122.
- Shi, P., Li, Y., Hui, C., Ratkowsky, D. A., Yu, X., and Niinemets, Ü. (2020). Does the law of diminishing returns in leaf scaling apply to vines?—Evidence from 12 species of climbing plants. *Glob. Ecol. Conserv.* 21, e00830. doi: 10.1016/j.gecco.2019.e00830
- Shi, P., Miao, Q., Niinemets, Ü., Liu, M., Li, Y., Yu, K., et al. (2022). Scaling relationships of leaf vein and areole traits versus leaf size for nine *Magnoliaceae* species differing in venation density. *Am. J. Bot.* 109, 899–909. doi: 10.1002/ajb2.1856
- Sistla, S. A., and Schimel, J. P. (2012). Stoichiometric flexibility as a regulator of carbon and nutrient cycling in terrestrial ecosystems under change. *New Phytol.* 196, 68–78. doi: 10.1111/j.1469-8137.2012.04234.x
- Su, H., Cui, J., Adamowski, J. F., Zhang, X., Biswas, A., and Cao, J. (2022). Using leaf ecological stoichiometry to direct the management of *Ligularia virgaurea* on the Northeast Qinghai-Tibetan plateau. *Front. Environ. Sci.* 9, 805405. doi: 10.3389/fenvs.2021.805405
- Suding, K. N., Lavorel, S., Chapin, F. S., Cornelissen, J. H. C., Díaz, S., Garnier, E., et al. (2008). Scaling environmental change through the community-level: a trait-based response-and-effect framework for plants. *Glob. Change Biol.* 14, 1125–1140. doi: 10.1111/j.1365-2486.2008.01557.x
- Sun, L., Zhang, B., Wang, B., Zhang, G., and Zhang, W., Zhang, B., et al. (2017). Leaf elemental stoichiometry of *Tamarix Lour.* species in relation to geographic, climatic, soil, and genetic components in China. *Ecol. Eng.* 106, 448–457. doi: 10.1016/j.ecoleng.2017.06.018
- Tao, Y., Wu, G. L., Zhang, Y. M., and Zhou, X. B. (2016). Leaf N and P stoichiometry of 57 plant species in the Karamori Mountain Ungulate Nature Reserve, Xinjiang. *China. J. Arid Land.* 8, 935–947. doi: 10.1007/s40333-016-0019-6
- Tian, D., Reich, P. B., Chen, H., Xiang, Y., Luo, Y., Shen, Y., et al. (2018). Global changes alter plant multi-element stoichiometric coupling. *New Phytol.* 221, 807–817. doi: 10.1111/nph.15428
- Tong, R., Zhou, B., Jiang, L., Ge, X., and Cao, Y. (2021). A typical forbs in alpine plant communities. *Catena* 201, 105221. doi: 10.1016/j.catena.2021.105221
- van de Weg, M. J., Meir, P., Grace, J., and Atkin, O. K. (2009). Altitudinal variation in leaf mass per unit area, leaf tissue density and foliar nitrogen and phosphorus content along an Amazon-Andes gradient in Peru. *Plant Ecol. Divers.* 2, 243–254. doi: 10.1080/17550870903518045
- van Wijk, M. T., Williams, M., Gough, L., Hobbie, S. E., and Shaver, G. R. (2003). Luxury consumption of soil nutrients: a possible competitive strategy in above-ground and below-ground biomass allocation and root morphology for slow-growing arctic vegetation? *J. Ecol.* 91, 664–676. doi: 10.1046/j.1365-2745.2003.00788.x
- Waigwa, A. N., Mwangi, B. N., Wahiti, G. R., Omengo, F., Zhou, Y., and Wang, Q. (2020). Variation of morphological and leaf stoichiometric traits of two endemic species along the elevation gradient of Mount Kenya, East Africa. *J. Plant Ecol.* 13, 785–792. doi: 10.1093/jpe/rtaa067
- Wang, F., Zhang, F., Guo, X., Zhang, J., Wang, Y., and Niu, H. (2019). Spatial and temporal variation of leaf nitrogen and phosphorus stoichiometry of Qilian juniper (*Sabina przewalskii*) in the middle section of the Qilian Mountains, northwest China. *J. Lanzhou Univer.* 55, 525–532. doi: 10.13885/j.issn.0455-2059.2019.04.016
- Wang, W., Cai, Y. X., Yang, J. C., and Zhu, Q. S. (2011). Effects of soil water deficit on physiological causes of rice grain-filling. *Chin. J. Plant Ecol.* 35, 195–202. doi: 10.3724/SP.J.1258.2011.00195
- Wang, W., He, Z., Du, J., Ma, D., and Zhao, P. (2022). Altitudinal patterns of species richness and flowering phenology in herbaceous community in Qilian Mountains of China. *Int. J. Biometeorol.* 66, 741–751. doi: 10.1007/s00484-021-02233-7
- Wang, W. Q., Sardans, J., Wang, C., Zeng, C., Tong, C., Asensio, D., et al. (2015). Ecological stoichiometry of C, N, and P of invasive phragmites australis and native *Cyperus malaccensis* species in the Minjiang river tidal estuarine wetlands of China. *Plant Ecol.* 216, 809–822. doi: 10.1007/s11258-015-0469-5
- Wang, X. G., Lü, X. T., and Han, X. G. (2014). Responses of nutrient concentrations and stoichiometry of senesced leaves in dominant plants to nitrogen addition and prescribed burning in a temperate steppe. *Ecol. Eng.* 70, 154–161. doi: 10.1016/j.ecoleng.2014.05.015
- Weidner, S., Koller, R., Latz, E., Kowalchuk, G., Bonkowski, M., Scheu, S., et al. (2015). Bacterial diversity amplifies nutrient-based plant-soil feedbacks. *Funct. Ecol.* 29, 1341–1349. doi: 10.1111/1365-2435.12445
- Weihner, E., and Keddy, P. A. (1999). *Ecological Assembly Rules: Perspectives, Advances, Retreats*. Cambridge: Cambridge University Press. doi: 10.1017/CBO9780511542237
- Xu, S., Fan, X., Wang, L., Zhang, X., and An, L. (2015). The patterns of nitrogen and phosphorus stoichiometry across communities along altitudinal gradients in Qilian Mountains, China. *Biochem. Syst. Ecol.* 62, 58–65. doi: 10.1016/j.bse.2015.07.037
- Xu, X. Y., Qin, Y. Y., and Cao, J. J. (2019). Variation characteristics of *Potentilla bifurca* leaf stoichiometry along the elevation gradient on the northeastern Qinghai-Tibetan Plateau. *Acta Ecol. Sin.* 39, 9041–9055. doi: 10.5846/stxb201805231128
- Xu, X. Y., Qin, Y. Y., Cao, J. J., Li, M. T., Gong, Y. F., and Zhang, X. F. (2018). Elevational variations of leaf stoichiometry in *Leontopodium leontopodioides* on the Qinghai-Tibetan Plateau, China. *Chin. J. Appl. Ecol.* 29, 3934–3940. doi: 10.13287/j.1001-9332.201812.021
- Yan, W., Zhong, Y., Zheng, S., and Shangguan, Z. (2016). Linking plant leaf nutrients/stoichiometry to water use efficiency on the Loess Plateau in China. *Ecol. Eng.* 87, 124–131. doi: 10.1016/j.ecoleng.2015.11.034
- Yang, D., Song, L., and Jin, G. (2019). The soil C:N:P stoichiometry is more sensitive than the leaf C:N:P stoichiometry to nitrogen addition: a four-year

nitrogen addition experiment in a *Pinus koraiensis* plantation. *Plant Soil* 442, 183–198. doi: 10.1007/s11104-019-04165-z

Yu, M., Wang, Y., Jiang, J., Wang, C., Zhou, G., and Yan, J. (2019). Soil organic carbon stabilization in the three subtropical forests: importance of clay and metal oxides. *J. Geophys. Res. Biogeo.* 124, 2976–2990. doi: 10.1029/2018JG004995

Yuan, Z., and Chen, H. (2015). Decoupling of nitrogen and phosphorus in terrestrial plants associated with global changes. *Nat. Clim. Change* 5, 465–469. doi: 10.1038/nclimate2549

Zeng, Q., Xin, L., Dong, Y., An, S., and Darboux, F. (2016). Soil and plant components ecological stoichiometry in four steppe communities in the Loess Plateau of China. *Catena* 147, 481–488. doi: 10.1016/j.catena.2016.07.047

Zhang, J., He, N., Liu, C., Xu, L., Chen, Z., Li, Y., et al. (2020). Variation and evolution of C:N ratio among different organs enable plants to adapt to N-limited environments. *Glob. Change Biol.* 26, 2534–2543. doi: 10.1111/gcb.14973

Zhang, Q., Liu, Q., Yin, H., Zhao, C., Zhang, L., Zhou, G., et al. (2019). C:N:P stoichiometry of Ericaceae species in shrubland biomes across Southern China: influences of climate, soil and species identity. *J. Plant Ecol.* 12, 346–357. doi: 10.1093/jpe/rty033

Zhang, Y., Li, C., and Wang, M. (2019). Linkages of C: N: P stoichiometry between soil and leaf and their response to climatic factors along altitudinal gradients. *J. Soils Sediments* 19, 1820–1829. doi: 10.1007/s11368-018-2173-2

Zhao, B., Tao, F., Wang, J., and Zhang, J. (2020). The sulfated modification and antioxidative activity of polysaccharides from *Potentilla anserina* L. *New J. Chem.* 44, 4726–4735. doi: 10.1039/D0NJ00356E

Zhao, C. Y., Nan, Z. R., and Cheng, G. D. (2005). Methods for modelling of temporal and spatial distribution of air temperature at landscape scale in the southern Qilian mountains. *China. Ecol. Model* 189, 209–220. doi: 10.1016/j.ecolmodel.2005.03.016

Zhao, C. Y., Nan, Z. R., Cheng, G. D., Zhang, J. H., and Feng, Z. D. (2006). GIS-assisted modelling of the spatial distribution of Qinghai spruce (*Picea crassifolia*) in the Qilian Mountains, northwestern China based on biophysical parameters. *Ecol. Model* 191, 487–550. doi: 10.1016/j.ecolmodel.2005.05.018

Zhao, N., He, N., Wang, Q., Zhang, X., Wang, R., and Xu, Z. (2014). The altitudinal patterns of leaf C: N: P stoichiometry are regulated by plant growth form, climate and soil on Changbai Mountain, China. *PLoS ONE* 9, e95196. doi: 10.1371/journal.pone.0095196

Zhao, W., Reich, P. B., Yu, Q., Zhao, N., Yin, C., Zhao, C., et al. (2018). Shrub type dominates the vertical distribution of leaf C : N : P stoichiometry across an extensive altitudinal gradient. *Biogeosciences* 15, 2033–2053. doi: 10.5194/bg-15-2033-2018

Zhu, D., Hui, D., Wang, M., Yang, Q., and Yu, S. (2020). Light and competition alter leaf stoichiometry of introduced species and native mangrove species. *Sci. Total Environ.* 738, 40301. doi: 10.1016/j.scitotenv.2020.140301

Zhu, M., Feng, Q., Zhang, M., Liu, W., Deo, R. C., Zhang, C., et al. (2019). Soil organic carbon in semiarid alpine regions: the spatial distribution, stock estimation, and environmental controls. *J. Soil. Sediment* 19, 3427–3441. doi: 10.1007/s11368-019-02295-6