



Spatial Difference of Interactive Effect Between Temperature and Daylength on Ginkgo Budburst

Zhaofei Wu¹, Shuxin Wang¹, Yongshuo H. Fu^{1*}, Yufeng Gong¹, Chen-Feng Lin², Yun-Peng Zhao^{2*}, Janet S. Prevéy³ and Constantin Zohner⁴

¹College of Water Sciences, Beijing Normal University, Beijing, China, ²Systematic & Evolutionary Botany and Biodiversity Group, MOE Key Laboratory of Biosystems Homeostasis & Protection, College of Life Sciences, Zhejiang University, Hangzhou, China, ³WSL Institute for Snow and Avalanche Research SLF, Davos, Switzerland, ⁴Institute of Integrative Biology, ETH Zurich (Swiss Federal Institute of Technology), Zurich, Switzerland

OPEN ACCESS

Edited by:

Sergio Rossi,
Université du Québec à Chicoutimi,
Canada

Reviewed by:

Roberto Silvestro,
Université du Québec à Chicoutimi,
Canada
Yanjun Du,
Hainan University, China

*Correspondence:

Yongshuo H. Fu
yfu@bnu.edu.cn
Yun-Peng Zhao
ypzhao@zju.edu.cn

Specialty section:

This article was submitted to
Functional Plant Ecology,
a section of the journal
Frontiers in Plant Science

Received: 01 March 2022

Accepted: 07 April 2022

Published: 10 May 2022

Citation:

Wu Z, Wang S, Fu YH, Gong Y,
Lin C-F, Zhao Y-P, Prevéy JS and
Zohner C (2022) Spatial Difference of
Interactive Effect Between
Temperature and Daylength on
Ginkgo Budburst.
Front. Plant Sci. 13:887226.
doi: 10.3389/fpls.2022.887226

Climate warming-induced shifts in spring phenology have substantially affected the structure and function of terrestrial ecosystems and global biogeochemical cycles. Spring phenology is primarily triggered by spring temperature and is also affected by daylength and winter chilling, yet the relative importance of these cues across spatial gradients remains poorly understood. Here, we conducted a manipulative experiment with two daylength and three temperature treatments to investigate spatial differences in the response of ginkgo budburst to temperature and daylength, using twigs collected at three sites across a spatial gradient: a control site at a low latitude and low elevation on Tianmu Mountain (TM_{low}), a low latitude and high elevation site on Tianmu Mountain (TM_{high}), and a high latitude site on Jiufeng mountain (JF). The mechanisms were also tested using *in situ* phenological observations of ginkgo along latitudes in China. We found that, compared to TM_{low} individuals, budburst dates occurred 12.6 (JF) and 7.7 (TM_{high}) days earlier in high-latitude and high-elevation individuals when exposed to the same temperature and daylength treatments. Importantly, daylength only affected budburst at low latitudes, with long days (16 h) advancing budburst in low-latitude individuals by, on average, 8.1 days relative to short-day (8 h) conditions. This advance was most pronounced in low-elevation/latitude individuals (TM_{low} = 9.6 days; TM_{high} = 6.7 days; JF = 1.6 days). In addition, we found that the temperature sensitivity of budburst decreased from 3.4 to 2.4 days °C⁻¹ along latitude and from 3.4 to 2.5 days °C⁻¹ along elevation, respectively. The field phenological observations verified the experimental results. Our findings provide empirical evidence of spatial differences in the relative effects of spring temperature and daylength on ginkgo budburst, which improved our understanding of spatial difference in phenological changes and the responses of terrestrial ecosystem to climate change.

Keywords: climate change, daylength, spatial variation, latitude, twig-cutting experiment, gymnosperms

INTRODUCTION

The ongoing shifts in vegetation phenology resulting from climate change substantially affect carbon, water, and energy fluxes (Buermann et al., 2018; Piao et al., 2019a; Zhou et al., 2020; Wu et al., 2022a). Spring phenology, in particular, has attracted widespread attention as it marks the onset of the growing season and photosynthesis (Körner and Basler, 2010; Fu et al., 2015; Zohner et al., 2016; Piao et al., 2019b; Zhang et al., 2021). It has been reported that the length of vegetation growing season is a primary contributor for the carbon uptake (Piao et al., 2017) and the net carbon uptake increases by 4.5kgha^{-1} for per 1 day earlier of the spring phenology (Keenan et al., 2014). Therefore, understanding how environmental triggers regulate spring phenology of plants is critical to improve our ability to forecast the effects of climate change on terrestrial ecosystems (Keenan et al., 2014; Piao et al., 2019b). It has been widely reported that, as a result of warmer spring conditions, climate change has led to significant advances in spring phenology over recent decades (Piao et al., 2019b; Menzel et al., 2020; Zhuqiu et al., 2021). As plants continue to leaf out earlier, daylength may become an increasingly important factor, limiting warming-induced advances in spring phenology (Basler and Körner, 2012; Way and Montgomery, 2015; Fu et al., 2019a). However, how daylength and temperature interact to trigger spring phenology, and how these interactive signals differ across spatial gradients, remain largely unknown (Zohner et al., 2016; Piao et al., 2019a; Wu et al., 2022b).

Studies that focus on the interactive effects of daylength and temperature (Fu et al., 2019b) often find that plants require more cumulative heat (forcing requirement) until budburst when days are still short (Körner and Basler, 2010; Basler and Körner, 2012; Way and Montgomery, 2015). This response can be seen as a safety mechanism to minimize the risk of frost damage that would arise from precocious budburst. The daylength effect is species-specific (Basler and Körner, 2012; Zohner and Renner, 2015), and previous experimental studies found a wide range of responses from being insensitive to daylength to showing no budburst at all under short days (Zohner and Renner, 2015; Zohner et al., 2016). These studies mostly focused on interspecific comparisons within angiosperms, while population-level studies that also involve gymnosperms are scarce (but see Kumar and Sati, 2016; Pan et al., 2021; Wu et al., 2022b).

Phenological timing and responsiveness to the underlying environmental drivers evolved as an adaptation to local climates (Peaucelle et al., 2019). Responses of spring phenology to climate change can thus be expected to differ substantially across spatial gradients as a result of population- and species-level differences in the environmental stimuli governing phenological timing for both deciduous broad-leaved (Lechowicz, 1984; Peaucelle et al., 2019; Zhuqiu et al., 2020) and evergreen conifer species (Hänninen, 1995; Salmela et al., 2011, 2013; Ma et al., 2018). For example, Wu et al. (2022b) found that the sensitivity of spring phenology to the climate drivers such as temperature and daylength decreases with elevation. However, similar temperature sensitivity was found along elevation among geographically separated populations of European tree species (Vitasse et al., 2009). How the response of budburst to temperature

and daylength along elevational gradients thus remains under debate? In addition, previous study found that species from lower latitudes appear to rely on daylength and temperature as budburst signals, while species from high-latitudes flush independent of daylength, instead relying on the length of winter and spring warming as signals (Zohner et al., 2016). However, experimental studies on spatial, especially latitudinal, variations in the importance of temperature and daylength on spring budburst within species are scarce, but integral to improving our ability to forecast phenological timing across space and time.

Ginkgo (*Ginkgo biloba* L.), the so-called living fossil, is an early diverged lineage of gymnosperms and is widely distributed across temperate areas in East Asia (Major, 1967; Zhou and Zheng, 2003; Peter, 2007). Here, we conduct a manipulative twig-cutting experiment to investigate spatial variations in the responsiveness of ginkgo budburst to temperature and daylength. Twig cuttings have been shown to provide realistic proxies of the phenological responses of adult trees to changes in temperature and daylength (Laube et al., 2013; Menzel et al., 2020; Zohner et al., 2021). We collected twigs from three sites: a low-latitude and low-elevation site, a low-latitude and high-elevation site, and a high-latitude and low-elevation site. In addition, the natural datasets derived from Chinese Phenological Observation Network (CPON) were also used to verify the results of the twig-cutting experiment. We aim to test the following three hypotheses that (1) both temperature and daylength affect the budburst of ginkgo; (2) budburst occurs earlier in twigs from high latitudes and elevations under common temperature and daylength conditions due to a smaller heat requirement; and (3) the temperature sensitivity of budburst would be affected by daylength, and its effect is spatially different.

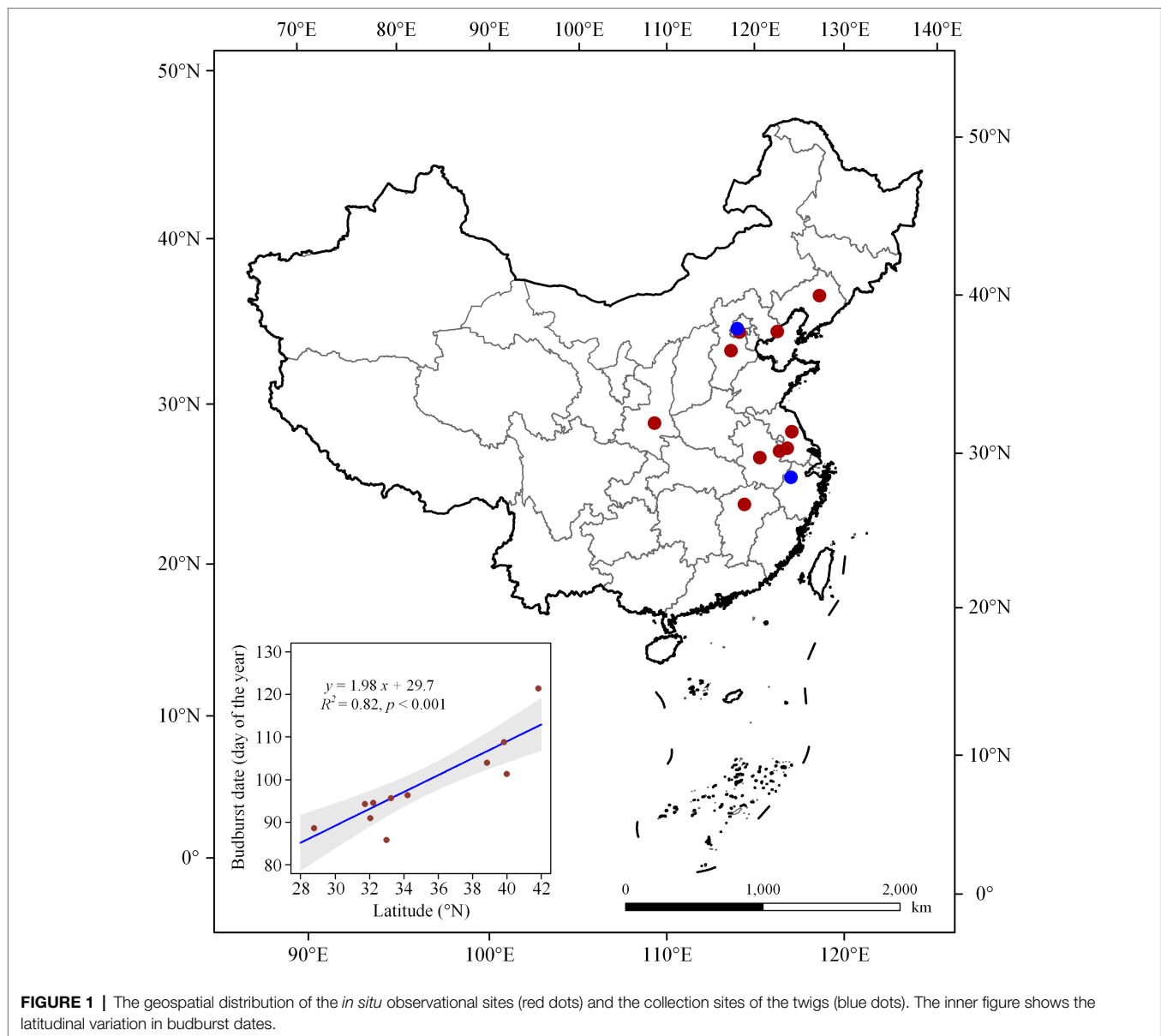
MATERIALS AND METHODS

In situ Phenological Observation

Chinese Phenological Observation Network (CPON)¹ was developed in 1963, which was widely used in phenological studies (Ge et al., 2015). In the present study, we selected sites where ginkgo has been observed for more than 10 years. In total, 10 sites in east China were selected and the spring budburst dates were used in our analysis (Figure 1; Supplementary Table S1). The climate data were derived from China Meteorological Forcing Dataset², which was developed by Data Assimilation and Modeling Center for Tibetan Multi spheres, Institute of Tibetan Plateau Research, Chinese Academy of Sciences (He et al., 2020). In the current study, we defined the pre-season as 2 months prior to the mean date of budburst for each site following previous study (Fu et al., 2016) and further calculated the mean temperature during the pre-season.

¹<http://www.geodata.cn>

²<http://westdc.westgis.ac.cn/data>



Twig Collections

To investigate spatial variation in the effect of temperature and daylength on ginkgo budburst, we conducted twig-cutting experiments in climate chambers. We collected twigs of ginkgo from three sites: a high-latitude site at Jiufeng Mountain (JF), Beijing in North China (366 m; 116° 28' E, 39° 54' N), and two low-latitude sites differing in elevation at Tianmu Mountain (TM), Zhejiang Province in East China (119° 26' E, 30° 19' N, high-elevation site, $TM_{\text{high}} = 1,105$ m; low-elevation site, $TM_{\text{low}} = 347$ m). TM is characterized by subtropical evergreen and deciduous broad-leaved mixed forest, while JF is characterized by temperate broad-leaved deciduous forest.

Twigs were collected from adult ginkgo trees on January 17–22, 2021 at the above three sites. In total, 29 individual trees were selected, of which 11 and 12 individuals came from TM_{low} and TM_{high} , respectively, and 6 individuals from JF (this

was the maximum possible number due to the management policy at the site; see details in **Table 1**). Six twigs, approximately 40 cm in length, were cut from each individual. The twigs were cleaned and disinfected with commercial hypochlorite solution following previous studies (Du et al., 2019; Wu et al., 2022b) and then cultivated in 395 ml plastic bottles filled with tap water. Every 2 weeks from the start of the experiment, the tap water was changed in bottles, the twigs were washed to remove mold grown, and their basal parts were trimmed by about 2 cm to avoid vessel occlusion.

Manipulative Experiment in Climate Chambers

Three climate chambers were used to manipulate air temperature, and daylength treatments were set up in each temperature treatment by covering half of the twigs with shade black cloth. Following

TABLE 1 | Details of the selected individual trees.

Sites			Latitude	Elevation	Number of the selected individuals	Breast height diameter (cm)
Tianmu Mountain	Low-latitude Low elevation	TM _{low}	30°19' N	347	12	28.1 ± 20.0
Tianmu Mountain	Low-latitude High elevation	TM _{high}	30°19' N	1,105	11	32.4 ± 18.8
Jiufeng Mountain	High latitude	JF	39° 54' N	366	6	24.7 ± 3.3

a 2×3 full-factorial design, two daylength treatments (8-h [P8] and 16-h daylength [P16]) were combined with three temperature treatments (10°C [T10], 15°C [T15], and 20°C [T20]). To avoid plant variations within populations, the twigs of each specific individual were separately put into six environmental treatments (3 temperature × 2 daylength). In total, 174 twigs were used in this experiment, of which, per treatment, 6 twigs (replicates) came from JF, 12 twigs from TM_{low} and 11 twigs from TM_{high}.

Temperature sensors (HOBO M2202) were installed within each environmental treatment. No significant difference in temperature was found between the two daylength treatments by using the ANCOVA analysis (Supplementary Figure S1). Following Vitasse (2013), the budburst date was defined as the date when buds start to open and leaves become partially visible. The twigs were put into the chambers on January 23, 2021. We monitored buds of each twig every 3 days during the treatment period. The days to achieve budburst (BBD) were defined as the number of days from treatment start (January 23, 2021) until budburst.

Data Analysis

For the *in situ* phenological observations, changes in budburst date and the mean pre-season temperature along the latitudinal gradient were estimated by using linear regression analysis. In addition, we conducted a correlation analysis to investigate the relationship between budburst date and pre-season temperature at each site, and further explored the latitudinal variation of the correlation coefficients between budburst date and pre-season temperature. As a stronger daylength effects also associated with a lower variation in budburst dates, we thus estimated the daylength limitation effect by using the standard deviation of budburst dates (Std) as a surrogate measure (Zohner et al., 2016; Geng et al., 2022). For the twig-cutting experiment, the heat requirement for budburst was calculated as the cumulative growing degree days (GDD) from January 23, when the twigs were put into the chambers, until budburst date:

$$GDD = \sum_{\text{Jan.23}}^{\text{Budburst}} (T_{\text{day}} - T_{\text{base}}) \text{ if } T_{\text{day}} > T_{\text{base}}$$

where T_{day} is the mean daily temperature and T_{base} is the base temperature. Following previous studies, 0°C was used as T_{base} (Sarvas, 1972; Fu et al., 2016).

Differences of BBD and GDD between the temperature and daylength treatments were tested using independent samples

t-tests. We also calculated chilling days (CHD) when the daily temperature was between −10 and 7°C from 1 September 2020 to the starting date of the experiment (Weinberger, 1950; Wang et al., 2020). The temperature sensitivity of budburst (S_T) was defined as the days advance of budburst date per degree warming (days °C⁻¹), which was calculated using linear regression analysis (Fu et al., 2015). Differences in temperature sensitivity between the daylength treatments were tested using ANCOVA (Fu et al., 2019a). All statistical analyses were conducted using R version 3.5.2.

RESULTS

Latitudinal Variation of Spring Budburst

Based on the *in situ* observations, we found that the spatial distribution of budburst dates followed a strong latitudinal pattern (Figure 1). Budburst dates (day of year, DOY) varied from DOY 89 at the southernmost Nanchang to DOY 122 at the northernmost Shenyang. For every 1° increase in latitude, DOY delayed by 1.98 days (Figure 1).

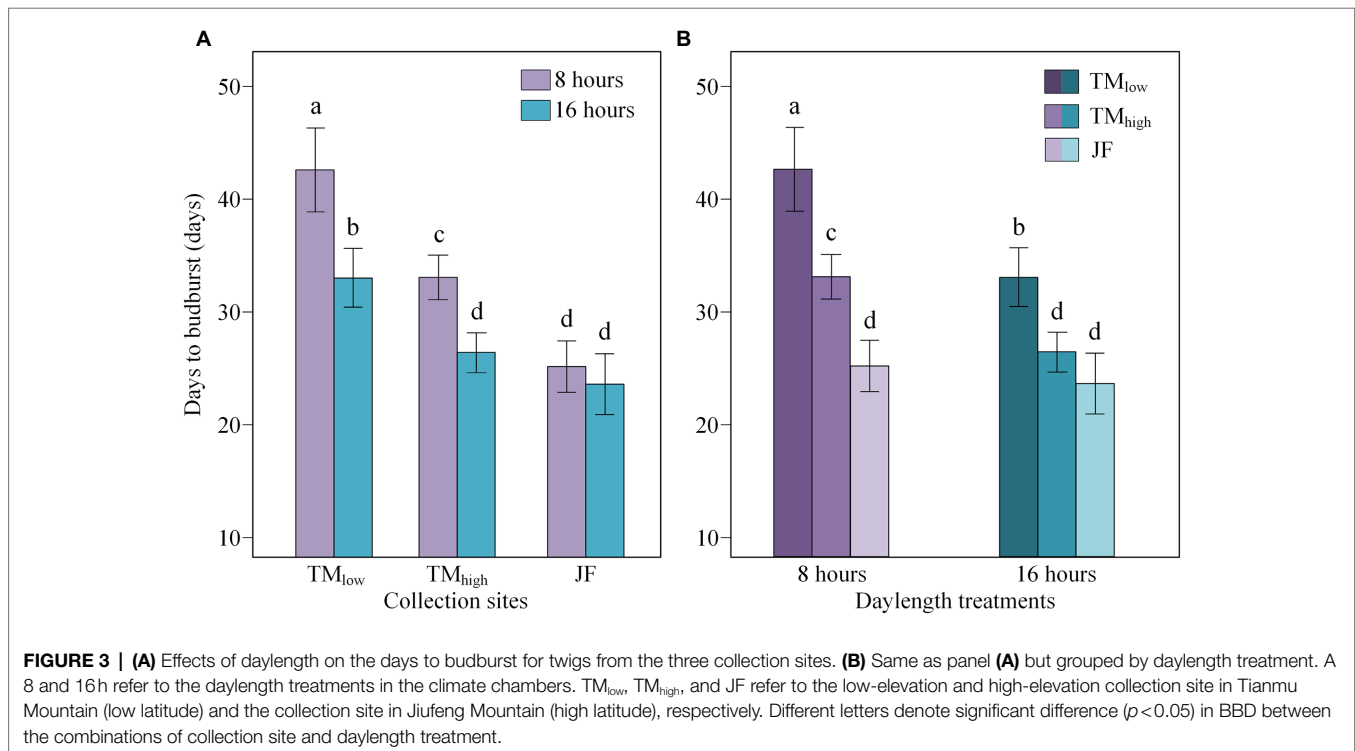
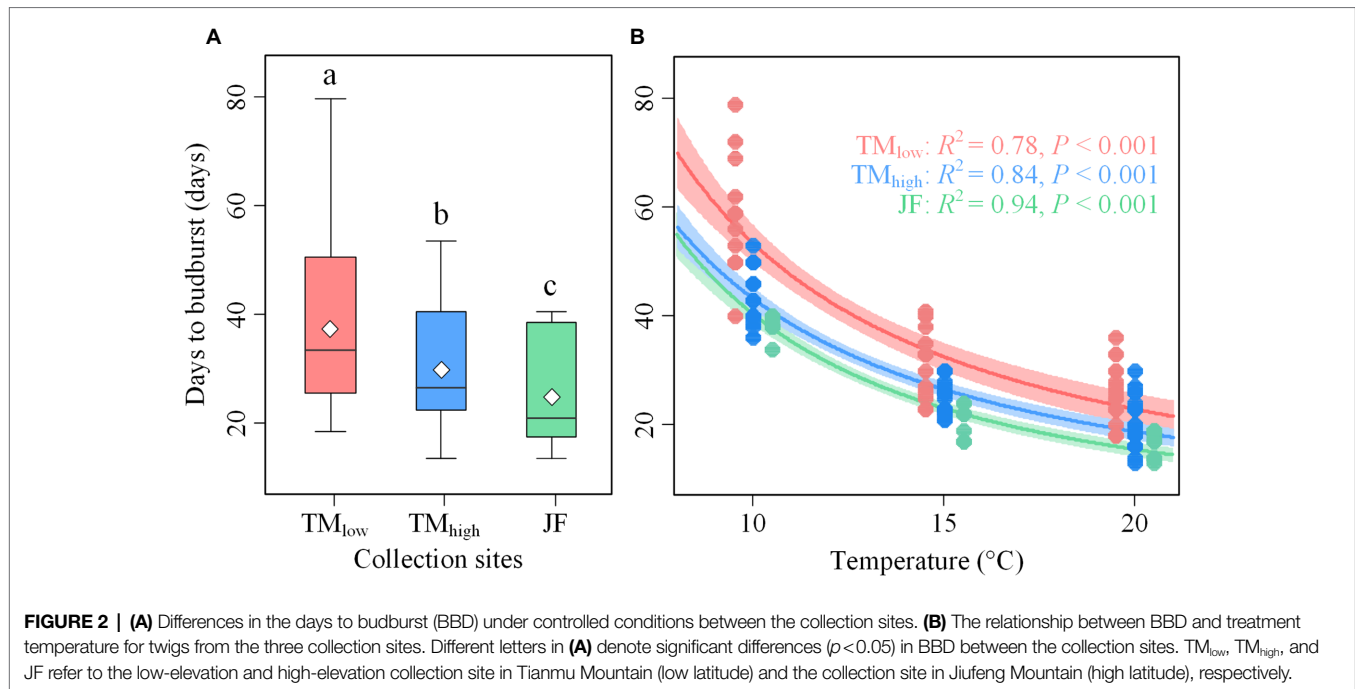
Spatial Differences in Temperature Responses of Budburst

In our experiment, 83.3% (145) of the 174 twigs achieved budburst, and these were used for subsequent analysis. Under the same temperature and daylength regime, twigs collected from the high-latitude site (JF) were the first ones to flush, while twigs from the low-latitude/low-elevation site (TM_{low}) were the last ones to flush, with low-latitude/high-elevation twigs intermediate (TM_{high}, Figure 2A). In detail, the twigs collected at JF and TM_{high} showed, on average, 12.6 and 4.9 days earlier budburst, respectively, than those from TM_{low}.

Budburst became significantly earlier with the increase in temperature across treatments (Figure 2B). Compared with the T10 temperature treatment, budburst occurred 20.6 and 25.9 days ($p < 0.05$) earlier in the T15 and T20 treatments, respectively. The largest effect of temperature treatment was found for TM_{low} twigs (32.1 days difference between T10 and T20), followed by TM_{high} (23.5 days) and JF twigs (22.1 days), respectively.

Spatial Difference in Responses of Budburst to Daylength

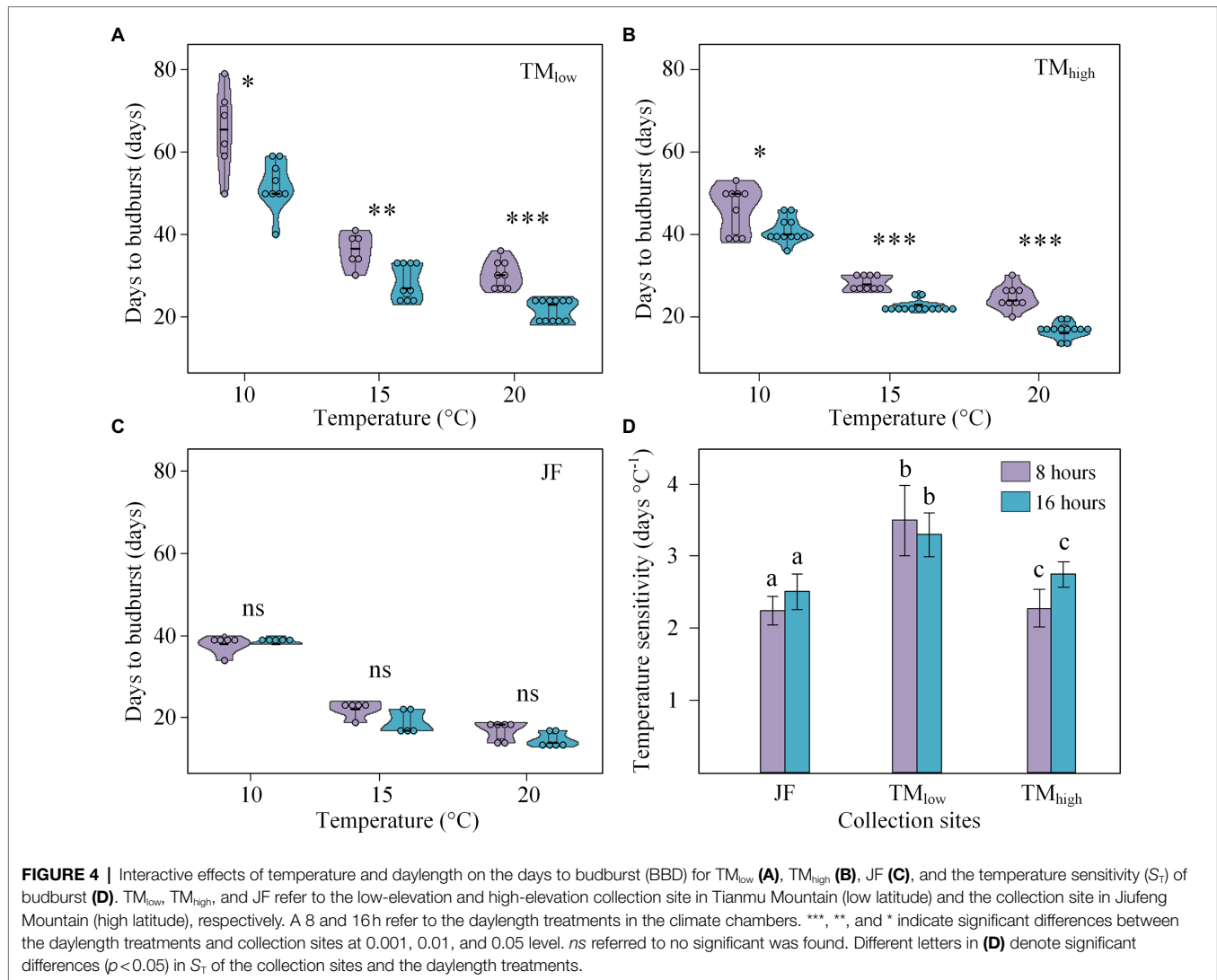
Long daylength significantly advanced budburst in twigs collected at the two low-latitude sites, i.e., relative to 8-h short-day conditions, budburst occurred 9.6 and 6.7 days earlier under 16-h long days in TM_{low} and TM_{high} twigs, respectively ($p < 0.05$; Figure 3A).



However, daylength did not affect budburst dates in twigs from the high-latitude site (JF), i.e., BBD=23.6 and 25.1 days for the 16-h and 8-h treatments ($p=0.66$). Under both 8-h and 16-h daylength, budburst occurred earliest in JF twigs, latest in TM_{low} twigs, with TM_{high} twigs intermediate (**Figure 3B**). Long-day conditions largely reduced the phenological differences among twigs from the three sites relative to 8-h short-day conditions (**Figure 3B**).

Interactive Effect of Temperature and Daylength on Budburst

In agreement with the above results, increased temperature consistently advanced budburst, while longer daylength only advanced budburst in twigs from the two low-latitude sites for all three temperature treatments (**Figures 4A–C**). Interestingly, the daylength effect was greater under warmer conditions with



a higher significance level in the T20 treatment ($p < 0.001$), compared to the T10 treatment ($p < 0.05$) at both TM_{high} and TM_{low} (Figures 4A,B). We further found that temperature sensitivity of budburst significantly decreased with latitude and elevation, ranging from $3.98 \text{ days } ^\circ\text{C}^{-1}$ (TM_{low}) to $2.53 \text{ days } ^\circ\text{C}^{-1}$ (TM_{high}) and $2.38 \text{ days } ^\circ\text{C}^{-1}$ (JF). However, no significant difference in the temperature sensitivity of budburst was found when compared between the two daylength treatments (Figure 4D).

As shown in Figure 5; Supplementary Figure S2, the chilling days increased from low elevation/latitude to high elevation/latitude (JF > TM_{high} > TM_{low}). Chilling significantly reduced the growing degree days (GDD) required for budburst under both daylength treatments (Figure 5). Among the three sites, twigs from JF had the lowest GDD requirement (336°C) to release budburst; the highest GDD requirement was found for the low-latitude/low-elevation site (TM_{low} : 500°C), with the low-latitude/high-elevation site being intermediate (TM_{high} : 389°C , Figure 5). Daylength significantly reduced the forcing requirement at the two low-latitude sites, yet no significant daylength effect was found at JF

(Figure 5; Supplementary Figure S2). Long daylength reduced the GDD requirement by 24.0 and 21.6% for TM_{low} and TM_{high} , respectively (Figure 5).

Consistent with the above results, the *in situ* phenological observations showed that spring budburst and temperature are negatively correlated across all sites. The negative relationship (correlation coefficient) between spring budburst and temperature strengthens along latitudes at a rate of $-0.02 \text{ } ^\circ\text{N}^{-1}$ (Figure 6A), suggesting a high temperature controls on ginkgo budburst at high latitudes.

DISCUSSION

Latitudinal Patterns of Spring Budburst of Ginkgo

In accordance with Hopkins' bioclimatic law, the budburst timing of ginkgo was delayed with increasing latitude (Hopkins, 1920; Wang et al., 2015; Meng et al., 2021), driven by decreases in preseason temperature (Supplementary Figure S3). However,

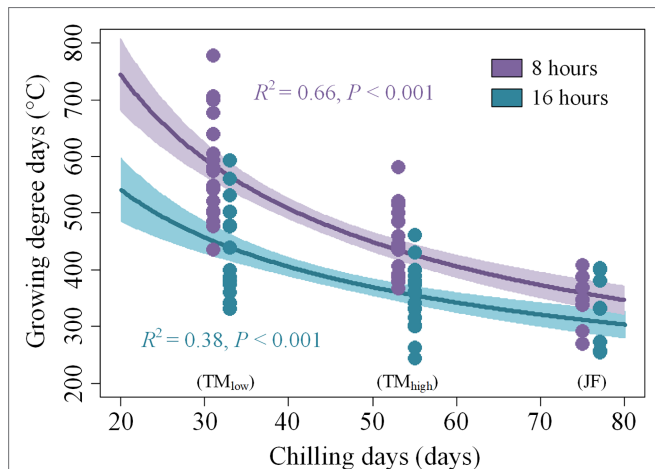


FIGURE 5 | The relationship between growing degree days and chilling days. A 8 and 16h refer to the daylength treatments in the climate chambers. TM_{low}, TM_{high}, and JF refer to the low-elevation and high-elevation collection site in Tianmu Mountain (low latitude) and the collection site in Jiufeng Mountain (high latitude), respectively.

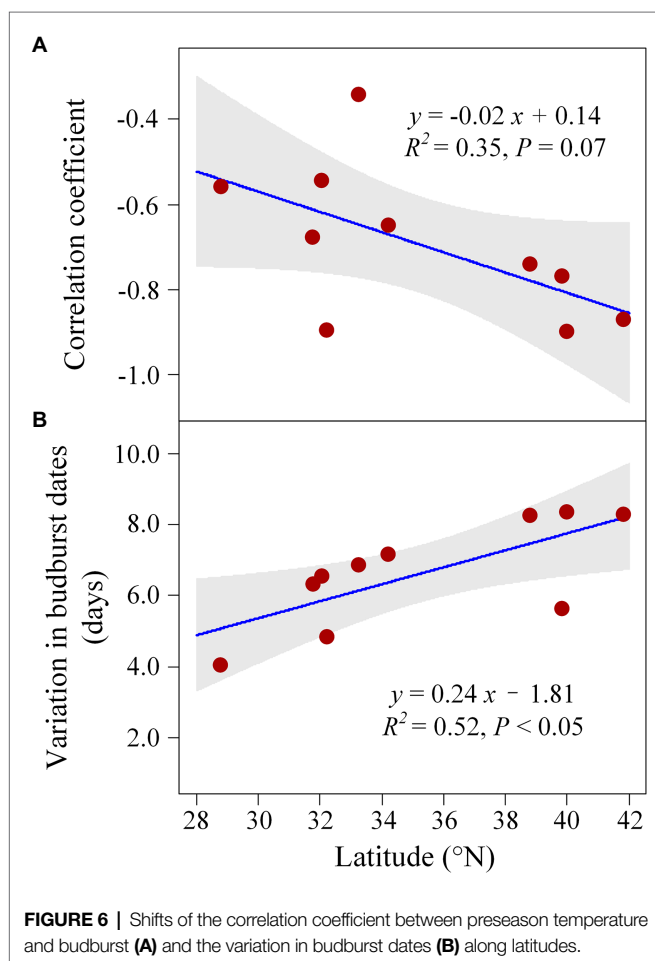


FIGURE 6 | Shifts of the correlation coefficient between pre-season temperature and budburst (A) and the variation in budburst dates (B) along latitudes.

while Hopkins proposed that spring leaf unfolding delays by ~4 days for every degree increase in northern latitude (Hopkins,

1920), we observed a less pronounced response of only 1.98 days °N⁻¹. Cheng et al. (2021) and Liu et al. (2019) reported decreases in the latitudinal variation of spring phenology over time, which was mainly attributed to spatial differences in the temperature sensitivity of spring phenology, with only slight advances under warming at low latitudes and strong advances at high latitudes. Consequently, these asymmetric changes in spring phenology across latitudes lower the spatial variation in budburst dates, which was also supported by our experimental results. We found a greater daylength limitation on budburst at low latitudes and daylength insensitivity at high latitudes, which would lead us to predict a larger advance in budburst dates at high latitudes relative to low latitudes under climate warming. Climate warming is thus likely to reduce spatial differences in budburst dates both across latitudinal and elevational gradients.

Effects of Temperature and Daylength on Budburst

Consistent with previous studies, we observed significant advances in budburst with warming (Fu et al., 2013; Hänninen, 2016; Wu et al., 2022b). In addition to temperature, daylength has been suggested as another dominant factor regulating budburst dates (Basler and Körner, 2012; Way and Montgomery, 2015; Fu et al., 2019a). Since frosts may unexpectedly occur until late in spring, reliance on daylength might help plants to prevent precocious leaf-out and frost damage to young leaves (Zohner et al., 2020a). The forcing requirements of daylength sensitive species decrease with increasing daylength, thus delaying budburst under early warm spells (Fu et al., 2019a). On the other hand, warmer winters might also increase plants' forcing requirements as a result of reduced chilling accumulation. Long daylength can compensate for insufficient chilling and promote budburst, allowing plants to use favorable spring conditions for photosynthesis (Basler and Körner, 2012; Vitasse, 2013; Way and Montgomery, 2015). Daylength can thus have a dual role, both delaying and advancing budburst under certain conditions, reducing the overall variation in budburst dates over time.

Recent study demonstrated the decreased daylength sensitivity of spring phenology along elevation (Wu et al., 2022b), which was consistent with our observations. Interestingly, we found a high daylength sensitivity at low latitudes and daylength-independent at high latitudes. This might partly be explained by the high chilling accumulation at high latitudes (Zhang et al., 2007; Wenden et al., 2020), whereby chilling compensates for daylength, leaving spring temperature (GDD) as the dominant factor regulating budburst dates. On the contrary, chilling accumulation was substantially reduced at low latitudes, causing daylength to play a more important role by interacting with temperature. The chilling threshold to break dormancy might vary across space as well, and trees from high latitudes might exhibit higher chilling requirements (Sawamura et al., 2017). Since warming rates increase with latitude (IPCC, 2021), chilling accumulation might also become insufficient at high latitudes in the future, and thus, daylength may affect future budburst dates at both high- and low-latitude regions. In line with

experimental results, daylength effect was mainly found at low latitudes using *in situ* observations. In details, we found that variation in budburst dates that could be an indirect index of daylength effect on budburst as suggested by Zohner et al. (2016) was significantly reduced toward low latitudes that suggests a larger daylength limitation on budburst at low latitudes (Figure 6).

Effects of Local Environment on the Phenological Responses to Climate Change

In our experiment, we found that twigs collected at high latitude and elevation sites showed earlier budburst than the low-latitude/low-elevation twigs when kept under the same temperature and daylength conditions, which was in agreement with Zohner et al. (2020b). As shown in Figure 5; Supplementary Figure S2, this might be explained by the longer chilling period that twigs from high latitude or elevation sites experienced before the collection, which might have led to a reduction in the heat requirement for budburst and a shorter time to budburst (Laube et al., 2013; Du et al., 2019). In addition, environment-induced adaptive plasticity might lead to lower heat requirements to achieve budburst in colder environments (Vitasse et al., 2010; Firmat et al., 2017).

Interestingly, although the timing to achieve budburst was shortened for the twigs collected in high latitude and elevation, the temperature sensitivity of budburst was significantly lower in twigs from high latitude and elevations. Similar results were reported using a remote sensing-based dataset (Gao et al., 2020). Plants growing in high latitudinal and altitudinal regions with higher temperature variance may have adapted to unstable temperature conditions by developing a growth strategy with a lower temperature sensitivity of budburst (Lechowicz, 1984; Wang et al., 2014). Another possible mechanism is the temperature threshold differences in phenological responses. In detail, plants from high latitudes and elevations may have adapted to lower temperatures and might be more responsive to low temperatures (here $\sim 10^{\circ}\text{C}$) than plants from low latitudes and elevations. Thus, while plants from low latitudes and elevations need a lot of time to leaf-out at 10°C , plants from high latitudes and elevations might quickly respond to 10°C .

CONCLUSION

The *in situ* phenological observations and the manipulative twig-cutting experiments demonstrate latitudinal patterns in spring leaf phenology and interactive effects of temperature and daylength on spring budburst of ginkgo twigs from different latitudes and elevations. Warming and longer daylength significantly advanced budburst, and the magnitude of the advancing trend was significantly different between latitudes and elevations. Interestingly, daylength only affected budburst at the low-latitude site, which might be caused by spatial differences in winter regime and local adaptive strategies of plants. This asynchronized response of budburst to climate

change among latitudes and elevations—whereby low-latitude and low-elevation individuals are less responsive to climate change due to their inherent daylength sensitivity—implies that vegetation phenology might become more uniform across latitudes and elevations in the future. These shifts in spring phenological patterns along latitudinal/elevational gradients may have large effects on the structure and function of terrestrial ecosystems. Further studies on population-level differences in the interactive effects of temperature and daylength in a wide range of species are needed to improve our understanding of phenological changes under future climate warming.

DATA AVAILABILITY STATEMENT

The datasets that support the findings of the current study are available from the corresponding author on reasonable request.

AUTHOR CONTRIBUTIONS

ZW: conceptualization, methodology, software, formal analysis, resources, and writing—original draft preparation. YF: conceptualization, methodology, writing—reviewing and editing, supervision, project administration, and funding acquisition. Y-PZ: writing—reviewing and editing, supervision, and funding acquisition. SW, YG, and CL: data curation, visualization, and validation. JP and C-FL: investigation and writing—reviewing and editing. All authors contributed to the article and approved the submitted version.

FUNDING

This study was supported by the National Funds for Distinguished Young Youths (grant no. 42025101), the International Cooperation and Exchanges NSFC-FWO (32111530083), the 111 Project (grant no. B18006), the General Program of National Nature Science Foundation of China (no. 31870190), and the Joint China-Sweden Mobility Program (grant no. CH2020-8656).

ACKNOWLEDGMENTS

We appreciate Yahui Guo, Shouzhi Chen, Xinxi Li, Yaru Zhang, and Yue Yang for the field assistance and the data collection. Our thanks also go to the National Earth System Science Data Sharing Infrastructure, National Science & Technology Infrastructure of China for the *in situ* phenological data (<http://www.geodata.cn>).

SUPPLEMENTARY MATERIAL

The Supplementary Material for this article can be found online at: <https://www.frontiersin.org/articles/10.3389/fpls.2022.887226/full#supplementary-material>

REFERENCES

- Basler, D., and Körner, C. (2012). Photoperiod sensitivity of bud burst in 14 temperate forest tree species. *Agr. Forest Meteorol.* 165, 73–81. doi: 10.1016/j.agrformet.2012.06.001
- Buermann, W., Forkel, M., O'Sullivan, M., Sitch, S., Friedlingstein, P., Haverd, V., et al. (2018). Widespread seasonal compensation effects of spring warming on northern plant productivity. *Nature* 562, 110–114. doi: 10.1038/s41586-018-0555-7
- Cheng, W., Li, Z., and Yan, L. (2021). Uniforming spring phenology under non-uniform climate warming across latitude in China. *Sci. Total Environ.* 762:143177. doi: 10.1016/j.scitotenv.2020.143177
- Du, Y., Pan, Y., and Ma, K. (2019). Moderate chilling requirement controls budburst for subtropical species in China. *Agr. Forest Meteorol.* 278:107693. doi: 10.1016/j.agrformet.2019.107693
- Firmat, C., Delzon, S., Louvet, J. M., Parmentier, J., and Kremer, A. (2017). Evolutionary dynamics of the leaf phenological cycle in an oak metapopulation along an elevation gradient. *J. Evol. Biol.* 30, 2116–2131. doi: 10.1111/jeb.13185
- Fu, Y. H., Campioli, M., Deckmyn, G., and Janssens, I. A. (2013). Sensitivity of leaf unfolding to experimental warming in three temperate tree species. *Agric. For. Meteorol.* 181, 125–132. doi: 10.1016/j.agrformet.2013.07.016
- Fu, Y. H., Liu, Y., De Boeck, H. J., Menzel, A., Nijs, I., Peaucelle, M., et al. (2016). Three times greater weight of daytime than of night-time temperature on leaf unfolding phenology in temperate trees. *New Phytol.* 212, 590–597. doi: 10.1111/nph.14073
- Fu, Y. H., Piao, S., Zhou, X., Geng, X., Hao, F., Vitasse, Y., et al. (2019a). Short photoperiod reduces the temperature sensitivity of leaf-out in saplings of *Fagus sylvatica* but not in horse chestnut. *Glob. Chang. Biol.* 25, 1696–1703. doi: 10.1111/gcb.14599
- Fu, Y. H., Zhao, H., Piao, S., Peaucelle, M., Peng, S., Zhou, G., et al. (2015). Declining global warming effects on the phenology of spring leaf unfolding. *Nature* 526, 104–107. doi: 10.1038/nature15402
- Fu, Y. H., Zhang, X., Piao, S., Hao, F., Geng, X., Vitasse, Y., et al. (2019b). Daylength helps temperate deciduous trees to leaf-out at the optimal time. *Glob. Chang. Biol.* 25, 2410–2418. doi: 10.1111/gcb.14633
- Gao, M., Wang, X., Meng, F., Liu, Q., Li, X., Zhang, Y., et al. (2020). Three-dimensional change in temperature sensitivity of northern vegetation phenology. *Glob. Change Biol.* 26, 5189–5201. doi: 10.1111/gcb.15200
- Ge, Q., Wang, H., Rutishauser, T., and Dai, J. (2015). Phenological response to climate change in China: a meta-analysis. *Glob. Chang. Biol.* 21, 265–274. doi: 10.1111/gcb.12648
- Geng, X., Fu, Y. H., Piao, S., Hao, F., De Boeck, H. J., Zhang, X., et al. (2022). Higher temperature sensitivity of flowering than leaf-out alters the time between phenophases across temperate tree species. *Glob. Ecol. Biogeogr.* 31, 901–911. doi: 10.1111/gcb.13463
- Hänninen, H. (1995). Effects of climatic change on trees from cool and temperate regions: an ecophysiological approach to modelling of bud burst phenology. *Can. J. Bot.* 73, 183–199. doi: 10.1139/b95-022
- Hänninen, H. (2016). *The Annual Phenological Cycle. In Boreal and Temperate Trees in a Changing Climate* (35–138). Springer, Dordrecht.
- He, J., Yang, K., Tang, W., Lu, H., Qin, J., Chen, Y., et al. (2020). The first high-resolution meteorological forcing dataset for land process studies over China. *Scientific Data* 7, 1–11. doi: 10.1038/s41597-020-0369-y
- Hopkins, A. D. (1920). The bioclimatic law. *J. Wash. Acad. Sci.* 6, 34–40.
- IPCC (2021). “Summary for policymakers,” in *Climate Change 2021: The Physical Science Basis. Contribution of Working Group I to the Sixth Assessment Report of the Intergovernmental Panel on Climate Change*. eds. V. Masson-Delmotte, P. Zhai, A. Pirani, S. L. Connors, C. Péan and S. Berger et al. (England: Cambridge University Press).
- Keenan, T. F., Gray, J., Friedl, M. A., Toomey, M., Bohrer, G., Hollinger, D. Y., et al. (2014). Net carbon uptake has increased through warming-induced changes in temperate forest phenology. *Nat. Clim. Chang.* 4, 598–604. doi: 10.1038/nclimate2253
- Körner, C., and Basler, D. (2010). Phenology Under global warming. *Science* 327, 1461–1462. doi: 10.1126/science.1186473
- Kumar, P., and Sati, S. (2016). Phenology of gymnosperms of Nainital, Kumaun Himalaya, India. *Int. J. Plant Rep. Biol.* 8, 145–157.
- Laube, J., Sparks, T. H., Estrella, N., Höfler, J., Ankerst, D. P., and Menzel, A. (2013). Chilling outweighs photoperiod in preventing precocious spring development. *Glob. Chang. Biol.* 20, 170–182. doi: 10.1111/gcb.12360
- Lechowicz, M. J. (1984). Why do temperate deciduous trees leaf out at different times? Adaptation and ecology of forest communities. *Am. Nat.* 124, 821–842. doi: 10.1086/284319
- Liu, Q., Piao, S., Fu, Y. H., Gao, M., Peñuelas, J., and Janssens, I. A. (2019). Climatic warming increases spatial synchrony in spring vegetation phenology across the northern hemisphere. *Geophys. Res. Lett.* 46, 1641–1650. doi: 10.1029/2018GL081370
- Ma, Q., Huang, J. G., Hänninen, H., and Berninger, F. (2018). Reduced geographical variability in spring phenology of temperate trees with recent warming. *Agric. For. Meteorol.* 256–257, 526–533. doi: 10.1016/j.agrformet.2018.04.012
- Major, R. T. (1967). The ginkgo, the most ancient living tree. The resistance of *Ginkgo biloba* L. to pests accounts in part for the longevity of this species. *Science* 157, 1270–1273. doi: 10.1126/science.157.3794.1270
- Meng, L., Zhou, Y., Gu, L., Richardson, A. D., Penuelas, J., Fu, Y., et al. (2021). Photoperiod decelerates the advance of spring phenology of six deciduous tree species under climate warming. *Glob. Chang. Biol.* 27, 2914–2927. doi: 10.1111/gcb.15575
- Menzel, A., Yuan, Y., Hamann, A., Ohl, U., and Matiu, M. (2020). Chilling and forcing from cut twigs—how to simplify phenological experiments for citizen science. *Front. Plant Sci.* 11:561413. doi: 10.3389/fpls.2020.561413
- Pan, Y. Q., Zeng, X., Chen, W. D., Tang, X. R., Dai, K., Du, Y. J., et al. (2021). Chilling rather than photoperiod controls budburst for gymnosperm species in subtropical China. *J. Plant Ecol.* 15, 100–110. doi: 10.1093/jpe/rtab076
- Peaucelle, M., Janssens, I. A., Stocker, B. D., Descals Ferrando, A., Fu, Y. H., Molowny-Horas, R., et al. (2019). Spatial variance of spring phenology in temperate deciduous forests is constrained by background climatic conditions. *Nat. Commun.* 10:5388. doi: 10.1038/s41467-019-13365-1
- Peter, D. T. (2007). The phenology of sexual reproduction in *Ginkgo biloba*: ecological and evolutionary implications. *Bot. Rev.* 73, 267–278. doi: 10.1663/0006-8101(2007)73[267:TPOSRI]2.0.CO;2
- Piao, S., Liu, Z., Wang, T., Peng, S., Ciais, P., Huang, M., et al. (2017). Weakening temperature control on the interannual variations of spring carbon uptake across northern lands. *Nat. Clim. Chang.* 7, 359–363. doi: 10.1038/nclimate3277
- Piao, S., Liu, Q., Chen, A., Janssens, I. A., Fu, Y., Dai, J., et al. (2019a). Plant phenology and global climate change: current progresses and challenges. *Glob. Chang. Biol.* 25, 1922–1940. doi: 10.1111/gcb.14619
- Piao, S., Wang, X., Park, T., Chen, C., and Myneni, R. B. (2019b). Characteristics, drivers and feedbacks of global greening. *Nat. Rev. Earth Env.* 1, 1–14. doi: 10.1038/s43017-019-0001-x
- Salmela, M. J., Cavers, S., Cottrell, J. E., Iason, G. R., and Ennos, R. A. (2011). Seasonal patterns of photochemical capacity and spring phenology reveal genetic differentiation among native scots pine (*Pinus sylvestris* L.) populations in Scotland. *For. Ecol. Manag.* 262, 1020–1029. doi: 10.1016/j.foreco.2011.05.037
- Salmela, M. J., Cavers, S., Cottrell, J. E., Iason, G. R., and Ennos, R. A. (2013). Spring phenology shows genetic variation among and within populations in seedlings of scots pine (*Pinus sylvestris* L.) in the Scottish highlands. *Plant Ecol. Div.* 6, 523–536. doi: 10.1080/17550874.2013.795627
- Sarvas, R. (1972). Investigations on the annual cycle of development of forest trees. Active period. Finland Metsantutkimuslaitos Julkaisuja.
- Sawamura, Y., Suesada, Y., Sugiura, T., and Yaegaki, H. (2017). Chilling requirements and blooming dates of leading peach cultivars and a promising early maturing peach selection, Momo Tsukuba 127. *Hort. J.* 86:426. doi: 10.2503/hortj.OKD-052
- Vitasse, Y. (2013). Ontogenic changes rather than difference in temperature cause understorey trees to leaf out earlier. *New Phytol.* 198, 149–155. doi: 10.1111/nph.12130
- Vitasse, Y., Bresson, C. C., Kremer, A., Michalet, R., and Delzon, S. (2010). Quantifying phenological plasticity to temperature in two temperate tree species. *Funct. Ecol.* 24, 1211–1218. doi: 10.1111/j.1365-2435.2010.01748.x
- Vitasse, Y., Delzon, S., Dufrene, E., Pontailleur, J. Y., Louvet, J. M., Kremer, A., et al. (2009). Leaf phenology sensitivity to temperature in European trees: do within-species populations exhibit similar responses? *Agr. Forest Meteorol.* 149, 735–744. doi: 10.1016/j.agrformet.2008.10.019

- Wang, H., Wu, C., Ciais, P., Penuelas, J., Dai, J., Fu, Y., et al. (2020). Overestimation of the effect of climatic warming on spring phenology due to misrepresentation of chilling. *Nat. Commun.* 11, 1–9. doi: 10.1038/s41467-020-18743-8
- Wang, L., Ottlé, C., Peng, S., Janssens, I. A., Lin, X., Poulter, B., et al. (2014). The influence of local spring temperature variance on temperature sensitivity of spring phenology. *Glob. Chang. Biol.* 20, 1473–1480. doi: 10.1111/gcb.12509
- Wang, X., Piao, S., Xu, X., Ciais, P., Macbean, N., Myneni, R. B., et al. (2015). Has the advancing onset of spring vegetation green-up slowed down or changed abruptly over the last three decades? *Glob. Ecol. Biogeogr.* 24, 621–631. doi: 10.1111/geb.12289
- Way, D. A., and Montgomery, R. A. (2015). Photoperiod constraints on tree phenology, performance and migration in a warming world. *Plant Cell Environ.* 38, 1725–1736. doi: 10.1111/pce.12431
- Weinberger, J. H. (1950). Chilling requirements of peach varieties. *Proc. Am. Soc. Hort. Sci.* 56, 122–128.
- Wenden, B., Mariadassou, M., Chmielewski, F. M., and Vitasse, Y. (2020). Shifts in the temperature-sensitive periods for spring phenology in European beech and pedunculate oak clones across latitudes and over recent decades. *Glob. Chang. Biol.* 26, 1808–1819. doi: 10.1111/gcb.14918
- Wu, Z., Fan, C., Zhang, C., Zhao, X., and von Gadow, K. (2022a). Effects of biotic and abiotic drivers on the growth rates of individual trees in temperate natural forests. *For. Ecol. Manag.* 503:119769. doi: 10.1016/j.foreco.2021.119769
- Wu, Z., Lin, C. F., Wang, S., Gong, Y., Zhao, Y. P., Tang, J., et al. (2022b). The sensitivity of ginkgo leaf unfolding to the temperature and photoperiod decreases with increasing elevation. *Agric. For. Meteorol.* 315:108840. doi: 10.1016/j.agrformet.2022.108840
- Zhang, Y., Fu, Y., Geng, X., Chen, S., Guo, Y., Wu, Z., et al. (2021). Climate warming increased spring leaf-out variation across temperate trees in China. *Frontiers in forests and global. Change* 4:719. doi: 10.3389/ffgc.2021.806719
- Zhang, X., Tarpley, D., and Sullivan, J. T. (2007). Diverse responses of vegetation phenology to a warming climate. *Geophys. Res. Lett.* 34:1447. doi: 10.1029/2007GL031447
- Zhou, X., Geng, X., Yin, G., Hänninen, H., Hao, F., Zhang, X., et al. (2020). Legacy effect of spring phenology on vegetation growth in temperate China. *Agric. For. Meteorol.* 281:107845. doi: 10.1016/j.agrformet.2019.107845
- Zhou, Z., and Zheng, S. (2003). Palaeobiology: The missing link in ginkgo evolution - The modern maidenhair tree has barely changed since the days of the dinosaurs. *Nature* 423, 821–822. doi: 10.1038/423821a
- Zhuqiu, S., Yanjun, D., Richard, P., Abraham, M.-R., Wanhui, Y., Zhongliang, H., et al. (2021). Surprising roles of climate in regulating flowering phenology in a subtropical ecosystem. *Ecography* 44, 1379–1390.
- Zhuqiu, S., Yongshuo, H. F., Yanjun, D., Lin, L., Xuejun, O., Wanhui, Y., et al. (2020). Flowering phenology of a widespread perennial herb shows contrasting responses to global warming between humid and non-humid regions. *Funct. Ecol.* 34, 1870–1881. doi: 10.1111/1365-2435.13634
- Zohner, C. M., Benito, B. M., Svenning, J. C., and Renner, S. S. (2016). Day length unlikely to constrain climate-driven shifts in leaf-out times of northern woody plants. *Nat. Clim. Chang.* 6, 1120–1123. doi: 10.1038/nclimate3138
- Zohner, C. M., Mo, L., Renner, S. S., Svenning, J. C., Vitasse, Y., Benito, B. M., et al. (2020a). Late-spring frost risk between 1959 and 2017 decreased in North America but increased in Europe and Asia. *Proce. Nat. Acad. Sci.* 117, 12192–12200. doi: 10.1073/pnas.1920816117
- Zohner, C. M., Mo, L., Sebald, V., and Renner, S. S. (2020b). Leaf-out in northern ecotypes of wide-ranging trees requires less spring warming, enhancing the risk of spring frost damage at cold range limits. *Glob. Ecol. Biogeogr.* 29, 1065–1072. doi: 10.1111/geb.13088
- Zohner, C. M., Renner, S. S., Sebald, V., and Crowther, T. W. (2021). How changes in spring and autumn phenology translate into growth-experimental evidence of asymmetric effects. *J. Ecol.* 109, 2717–2728. doi: 10.1111/1365-2745.13682
- Zohner, C. M., and Renner, S. S. (2015). Perception of photoperiod in individual buds of mature trees regulates leaf-out. *New Phytol.* 208, 1023–1030. doi: 10.1111/nph.13510

Conflict of Interest: The authors declare that the research was conducted in the absence of any commercial or financial relationships that could be construed as a potential conflict of interest.

Publisher's Note: All claims expressed in this article are solely those of the authors and do not necessarily represent those of their affiliated organizations, or those of the publisher, the editors and the reviewers. Any product that may be evaluated in this article, or claim that may be made by its manufacturer, is not guaranteed or endorsed by the publisher.

Copyright © 2022 Wu, Wang, Fu, Gong, Lin, Zhao, Prévéry and Zohner. This is an open-access article distributed under the terms of the Creative Commons Attribution License (CC BY). The use, distribution or reproduction in other forums is permitted, provided the original author(s) and the copyright owner(s) are credited and that the original publication in this journal is cited, in accordance with accepted academic practice. No use, distribution or reproduction is permitted which does not comply with these terms.