



OPEN ACCESS

EDITED AND REVIEWED BY
Angelica Cibrian-Jaramillo,
Instituto Politecnico Nacional de
México (CINVESTAV), Mexico

*CORRESPONDENCE
Pei-Chun Liao
✉ pcliao@ntnu.edu.tw

SPECIALTY SECTION

This article was submitted to
Plant Systematics and Evolution,
a section of the journal
Frontiers in Plant Science

RECEIVED 27 October 2022

ACCEPTED 19 December 2022

PUBLISHED 12 January 2023

CITATION

Chang J-T, Chao C-T, Nakamura K,
Liu H-L, Luo M-X and Liao P-C (2023)
Corrigendum: Divergence with gene
flow and contrasting population size
blur the species boundary in *Cycas*
Sect. *Asiorientales*, as inferred from
morphology and RAD-seq data
Front. Plant Sci. 13:1081728.
doi: 10.3389/fpls.2022.1081728

COPYRIGHT

© 2023 Chang, Chao, Nakamura, Liu,
Luo and Liao. This is an open-access
article distributed under the terms of
the [Creative Commons Attribution
License \(CC BY\)](#). The use, distribution
or reproduction in other forums is
permitted, provided the original
author(s) and the copyright owner(s)
are credited and that the original
publication in this journal is cited, in
accordance with accepted academic
practice. No use, distribution or
reproduction is permitted which does
not comply with these terms.

Corrigendum: Divergence with gene flow and contrasting population size blur the species boundary in *Cycas* Sect. *Asiorientales*, as inferred from morphology and RAD-seq data

Jui-Tse Chang¹, Chien-Ti Chao¹, Koh Nakamura²,
Hsiao-Lei Liu³, Min-Xin Luo¹ and Pei-Chun Liao^{1*}

¹School of Life Science, National Taiwan Normal University, Taipei, Taiwan, ²Botanic Garden, Field
Science Center for Northern Biosphere, Hokkaido University, Sapporo, Japan, ³Department of
Anthropology, Smithsonian Institution, National Museum of Natural History, Washington,
DC, United States

KEYWORDS

continental island, *Cycas*, Kuroshio, long distance dispersal, speciation,
species concept

A corrigendum on

[Divergence with gene flow and contrasting population size blur the
species boundary in *Cycas* Sect. *Asiorientales*, as inferred from mor-
phology and RAD-seq data](#)

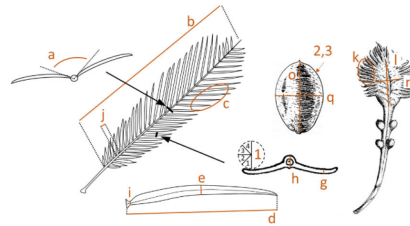
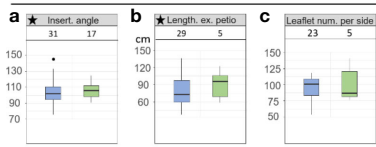
by Chang J-T, Chao C-T, Nakamura K, Liu H-L, Luo M-X and Liao P-C (2022) *Front. Plant Sci.*
13:824158. doi: 10.3389/fpls.2022.824158

In the published article, there was an error in [Figure 4](#) as published. The draft of measured leaf trait was modified from journal which figure usage was not CC-BY. Therefore, the original modification was not allowed without permission, and the new figure should be provided.

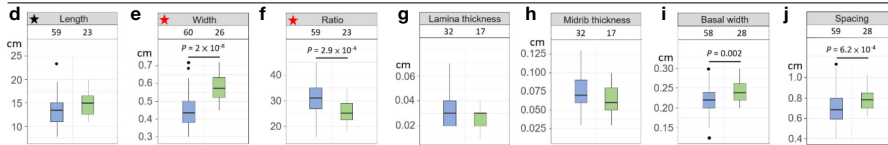
There was also an error in the caption for [Figure 4](#). The updated draft did not modify the figure from Setoguchi et al., 2009. We have corrected [Figure 4](#) and its caption.

The authors apologize for these errors and state that this does not change the scientific conclusions of the article in any way. The original article has been updated.

Vegetative organs: Leaf



Vegetative organs: Leaflet



Reproductive organs: Seed and Megasporophyll

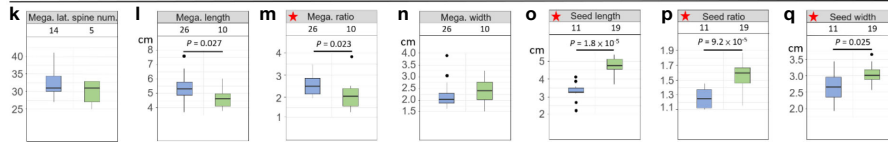


FIGURE 4

Morphometrics of leaf, leaflet, seed, and megasporophyll. The number block is the sample size. The ratio is calculated as the length divided by the width. The black and red stars are not significant and significant, respectively, diagnostic traits between *Cycas revoluta* and *Cycas taitungensis*. The draft of the measured organ is modified from Li and Keng (1975). Insert. angle, insertion angle; Leaflet num. per side, leaflet number per side; Mega. lateral spine num., megasporophyll lateral spine number; Mega. length, megasporophyll lamina length; Mega. ratio, megasporophyll lamina ratio; Mega. width, megasporophyll lamina width. The part labels a-q are the plant trait corresponding to depiction and Table 2.

Publisher's note

All claims expressed in this article are solely those of the authors and do not necessarily represent those of their affiliated

organizations, or those of the publisher, the editors and the reviewers. Any product that may be evaluated in this article, or claim that may be made by its manufacturer, is not guaranteed or endorsed by the publisher.