



# Combined Spraying of Boron and Zinc During Fruit Set and Premature Stage Improves Yield and Fruit Quality of European Hazelnut cv. Tonda di Giffoni

OPEN ACCESS

**Edited by:**

Valerio Cristofori,  
University of Tuscia, Italy

**Reviewed by:**

Marziyeh Khavari,  
University of Tehran, Iran  
Simone Ugo Maria Bregaglio,  
Council for Agricultural and  
Economics Research (CREA), Italy  
Magdalena Joanna Gantner,  
Warsaw University of Life  
Sciences, Poland  
Ümit Serdar,  
Ondokuz Mayıs University, Turkey

**\*Correspondence:**

Cristian Meriño-Gergichevich  
cristian.merino@ufrontera.cl

†These authors have contributed  
equally to this work and share the first  
authorship

**Specialty section:**

This article was submitted to  
Plant Breeding,  
a section of the journal  
Frontiers in Plant Science

**Received:** 30 January 2021

**Accepted:** 30 April 2021

**Published:** 31 May 2021

**Citation:**

Meriño-Gergichevich C,  
Luengo-Escobar A, Alarcón D,  
Reyes-Díaz M, Ondrasek G, Morina F  
and Ogass K (2021) Combined  
Spraying of Boron and Zinc During  
Fruit Set and Premature Stage  
Improves Yield and Fruit Quality of  
European Hazelnut cv. Tonda di  
Giffoni. *Front. Plant Sci.* 12:661542.  
doi: 10.3389/fpls.2021.661542

**Cristian Meriño-Gergichevich**<sup>1,2,3\*†</sup>, **Ana Luengo-Escobar**<sup>2,4†</sup>, **David Alarcón**<sup>2,3</sup>,  
**Marjorie Reyes-Díaz**<sup>2,5</sup>, **Gabrijel Ondrasek**<sup>6</sup>, **Filis Morina**<sup>7</sup> and **Khristopher Ogass**<sup>8</sup>

<sup>1</sup> Departamento de Producción Agropecuaria, Facultad de Ciencias Agropecuarias y Forestales, Universidad de La Frontera, Temuco, Chile, <sup>2</sup> Scientific and Technological Bioresource Nucleus (BIOREN-UFRO), Universidad de La Frontera, Temuco, Chile, <sup>3</sup> Laboratory of Plant Physiology and Nutrition in Fruit Crops, Facultad de Ciencias Agropecuarias y Forestales, Universidad de La Frontera, Temuco, Chile, <sup>4</sup> Laboratorio de Fisiología y Biología Molecular Vegetal, Departamento de Ciencias Agronómicas y Recursos Naturales, Facultad de Ciencias Agropecuarias y Forestales, Universidad de La Frontera, Temuco, Chile, <sup>5</sup> Laboratory of Molecular and Functional Ecophysiology of Plants, Departamento de Ciencias Químicas y Recursos Naturales, Facultad de Ingeniería y Ciencias, Universidad de La Frontera, Temuco, Chile, <sup>6</sup> Department of Soil Amelioration, Faculty of Agriculture, University of Zagreb, Zagreb, Croatia, <sup>7</sup> Department of Plant Biophysics and Biochemistry, Institute of Plant Molecular Biology, Biology Centre of the Czech Academy of Sciences in Budweis, Ceske Budejovice, Czechia, <sup>8</sup> Research and Extension Center for Irrigation and Agroclimatology (CITRA), Facultad de Ciencias Agrarias, Universidad de Talca, Talca, Chile

Boron (B) and zinc (Zn) are essential micronutrients of plant nutrition programs in orchards for securing the crop quality and yield. Although orchard supplementation with B and Zn is a common practice to overcome deficiencies or maintain their optimal levels, the efficiency of combined B and Zn spraying in relation to European hazelnut (*Corylus avellana* L.) phenological stage has not been investigated so far. Leaf and kernel mineral and functional traits were studied in cultivar Tonda di Giffoni after B and Zn spraying in four phenological stages. During the 2016/2017 season, 9-year-old trees were sprayed with B (0, 800, and 1,600 mg L<sup>-1</sup>) and Zn (0, 400, and 800 mg L<sup>-1</sup>) under three treatments: B<sub>0</sub>+Zn<sub>0</sub>, B<sub>800</sub>+Zn<sub>400</sub>, and B<sub>1600</sub>+Zn<sub>800</sub> implemented in three spring application programs scheduled from October to December (P1: four times, P2: early two times, and P3: late two times). B and Zn treatments in P1 and P3 led to higher Zn concentration both in leaves and in kernels compared with non-sprayed trees. Stabilized nut production increased 2.5-fold under B<sub>800</sub>+Zn<sub>400</sub> in all three programs. Kernel/nut ratio improved in both B+Zn treatments in P1 and P3, while the percentage of blank nuts was reduced compared with B<sub>0</sub>+Zn<sub>0</sub>. Increased radical scavenging activity in B+Zn-treated kernels and leaves was not attributed to the accumulation of phenolics in P3 compared with B<sub>0</sub>+Zn<sub>0</sub>, whereas B and Zn spraying reduced the level of lipid peroxidation in both studied organs. According to the results, combined B and Zn should be sprayed at the end of spring (P3) on hazelnut plantations in temperate areas such as

Southern Chile, whereas early applications (P2) showed an irregularity in nut production and functional traits in nuts. Moderate and partialized rates of B and Zn and the time of implementation contribute to improving the quantitative and qualitative features crucial for future sustainable hazelnut production.

**Keywords:** nut traits, *Corylus avellana* (L.), foliar nutrition, kernel growth, radical scavenging activity

## INTRODUCTION

During the last years, European hazelnut (*Corylus avellana* L.) plantations have developed significantly in Chile, reaching 24,000 ha of planted surface in the 2018/2019 season (ODEPA-CIREN, 2019). World hazelnut production for 2019/2020 was 528,068 metric tons kernel basis, and after Turkey, Italy, Azerbaijan, Georgia, and the United States, Chile has taken an important place, as the first producer of hazelnut (35,000 t with shell) in the Southern Hemisphere (3% of world production), and it is the key off-season supplier of the Northern Hemisphere markets of both fresh and processed fruits (FAOSTAT, 2019; Nuts Dried Fruits Statistical Yearbook, 2020, Frutícola Agrichile S.A.). European hazelnut is an important source of antioxidants, such as phenolics, minerals, unsaturated fatty acids, vitamins, and other essential compounds, all beneficial for human health and diet (Blomhoff et al., 2006; Jakopic et al., 2011; Solar and Stampar, 2011; Bacchetta et al., 2013).

La Araucanía region in Southern Chile has over 7,000 ha of hazelnut plantations, and the commercial production covers both in-shell nuts and kernels (ODEPA-CIREN, 2019). However, in this region, hazelnut orchards are grown mainly on acidic soils (Andisols) derived from volcanic ashes in which chemical and biological properties such as low pH ( $\leq 5.5$ ) and high organic matter impose difficulties for the adaptation of this crop. Moreover, acidifying fertilizers management and excessive liming can cause a reduced bioavailability of some micronutrients (Shorrocks, 1997; Marschner, 2012). Indeed, low B ( $0.5\text{--}1.0\text{ mg kg}^{-1}$ ) and Zn ( $<1.0\text{ mg kg}^{-1}$ ) concentrations in Andisols have been widely reported by Rodríguez and Tomic (1984), Rodríguez et al. (2001), and Bonomelli et al. (2003). Boron and Zn deficiencies are undoubtedly becoming important limiting factors for normal growth and development of fruit crops (Davaranah et al., 2016; Meriño-Gergichevich et al., 2016) affecting metabolic pathways and resulting in reduced shoot growth, fruit set, and quality, as well as mineral and nutritional status of fruits (Özenç and Bender Özenç, 2015; Davaranah et al., 2016; Marschner 2012). In this context, for hazelnuts planted in Southern Chile, leaf chemical analyses of the Laboratory of Soil and Plants and Scientific and Technological Bioresource Nucleus BIOREN-UFRO ([www.bioren.ufro](http://www.bioren.ufro)) at the Universidad de La Frontera have reported among 16–63 and 26–41  $\text{mg kg}^{-1}$  DW (dry weight) of hazelnut cultivar Tonda di Giffoni (TDG) for B and Zn concentrations, respectively. According to technical extension reports, one approach for improving hazelnut nutrition, fruit set viability, and fruit filling, and for ensuring the production performance, is to maintain optimal B and Zn concentrations in plant tissues (Silva et al.,

2003; Guerrero et al., 2015; Silvestri et al., 2021). In addition, Baron and Stebbins (1981), Ferrán et al. (1997), and Silva et al. (2003) recommended that spring B applications should be performed if hazelnut foliar analysis shows a B concentration below  $100\text{ mg kg}^{-1}$  DW. Silvestri et al. (2021) reviewed a wide range of Zn concentrations ( $20\text{--}90\text{ mg kg}^{-1}$  DW) in adult leaves of different hazelnut cultivars such as Tonda Gentile, Barcelona, Tonda Romana, and Nocchione, indicating a cultivar-specific Zn accumulation; however, it is highlighted that the information about optimal Zn in tissues is scarcely studied for this species, particularly in Southern Chile. The beneficial effects of combined B and Zn spraying on vegetative and reproductive growth, yield, fruit traits, and nutrient mobility have been reported for apple (*Malus x domestica*) (Neilsen et al., 2004), olive (*Olea europaea*) (Saadati et al., 2013), walnut (*Juglans regia*) (Keshavarz et al., 2011), almond (*Prunus amygdalus*) (Nyomora et al., 1997), and in a lesser extent by studies conducted on hazelnut (Shrestha et al., 1987; Solar and Stampar, 2000; Alidust et al., 2020). In addition, foliar spraying is a convenient supplementation to traditional fertilization, demonstrating good effectiveness at low rates, uniformity of application, and very quick plant response, avoiding groundwater contamination, among other benefits (Fernández and Brown, 2013).

Both B and Zn contribute to the content of antioxidant compounds, phenolic acids, total oil, and protein content, as well as their amounts in kernels (Ozdemir and Akinci, 2004; Jakopic et al., 2011; Özenç and Bender Özenç, 2015). However, the effects of B and Zn spraying during fruit set or premature stage on the fruit antioxidants and redox homeostasis in hazelnut are scarcely studied. Reports on different fruit species are still controversial; e.g., Davaranah et al. (2016) reported minor changes in total phenolic compounds and unaffected antioxidant activity in pomegranate (*Punica granatum* cv. Ardestani) sprayed in preharvest with B and Zn, while Saadati et al. (2013) reported an increased phenolic content after foliar application of B and Zn on olive during two productive seasons. Moreover, the effect of B and Zn concentrations or the frequency of application on oxidative stress determined as the level of lipid peroxidation (LP) in hazelnut tissues is not well-documented. Indeed, lipid oxidation negatively affects the quality and nutritional traits of nuts during storage, limiting the commercialization of hazelnut for processed food (Alasalvar et al., 2003).

Foliar applications of B and Zn have become routine in the annual nutrition program of commercial orchards in modern hazelnut production, with several administrations during the growing season, often combined with other compatible agrochemicals with the purpose to increase yields by improving fruit set and retention, reducing cluster and fruit

drops, blanking or empty nuts, and enhancing kernel yield (Ferrán et al., 1997; Milošević and Milošević, 2012; Özenç and Bender Özenç, 2015). However, there is little knowledge concerning B and Zn interactions with hazelnut potential production as functional food in the coming years, to improve commercial opportunities for growers in Southern Chile and other productive areas worldwide with similar temperate weather and soil conditions. Thus, in this study, we investigated the effects of two combined B and Zn concentrations, applied in three spraying programs from early fruit set to initial premature stages on hazelnut leaves and fruit with the aim to obtain optimal nutritional and biochemical nut traits in hazelnut as a major commercial fruit in Chile.

## MATERIALS AND METHODS

### Plant Material and Field Conditions

Experiments were conducted during the 2016/2017 (August 2016–April 2017) season in a commercial European hazelnut orchard in Caracas Farm (Frutícola Agrichile S.A.) located in Cunco (39° 00'S, 72° 31'W), La Araucanía region, Chile. Nine-year-old tree cultivar TDG were planted in regular rows with 5 × 4 m frame (500 trees ha<sup>-1</sup>) in a multistem system. This cultivar is one of the most planted in Southern Chile, covering 45% of the total hazelnut orchards surface and 55% of Chilean total production (Agrichile, 2020; Ascari et al., 2020). Soil orchard was an Andisol belonging to Freire Series (Typic Placudands), with flat topography and good drainage (CIREN, 2002) (Table 1). From August 2016 to March 2017, the mean temperature was 12.4°C, whereas the minimal and maximal average temperatures in the studied area were 6 and 20°C, respectively, with 946 mm of annual mean precipitation (data collected from the weather station in the experimental orchard <1 km) (Figure 1). Commercial agronomic management consisted of standard fertilization ranging from 90 to 110 N, 30 to 40 P, and 50 to 80 K (kg ha<sup>-1</sup>). The hazelnut orchard was weekly irrigated from November to March based on ETc, and water was supplied by drip irrigation system with a drip line irrigating each tree with emitters supplying water at a rate of 2.0 L h<sup>-1</sup> spaced at 1.0 m. The water application was 4,000 m<sup>3</sup> ha<sup>-1</sup> during the studied period. Weed and basal shoots control was done with mechanical and chemical methods 3–4 times a year. Pest and disease management was done with 2–3 and 3–4 applications per year, respectively.

### B and Zn Spraying Arrangement

Experiments consisted of three combinations of B and Zn, with final concentrations of B (0, 800, and 1,600 mg L<sup>-1</sup>) and Zn (0, 400, and 800 mg L<sup>-1</sup>) that were sprayed on 12 trees per treatment and labeled as B<sub>0</sub>+Zn<sub>0</sub> (control: only water), B<sub>800</sub>+Zn<sub>400</sub>, and B<sub>1600</sub>+Zn<sub>800</sub>, respectively (Table 2). These concentrations of B+Zn were applied in three programs (P1, P2, and P3) at four phenological stages during hazelnut vegetative growth in the Austral Hemisphere: P1, four spray applications: at the beginning of ovary development (October 15), fertilization stage (October 31), ovary growth (November 15), and nut growth/premature stage (November 30); P2, two

**TABLE 1** | Chemical properties of soil (Typic Placudands, Freire Series) and European hazelnut leaves from the tested commercial hazelnut orchard (Fundo Caracas, Frutícola Agrichile S.A.) in Cunco, La Araucanía region, Chile.

Chemical property	Soil	Leaf
N (mg kg <sup>-1</sup> )	25 ± 2.31	2,600 ± 32
P (mg kg <sup>-1</sup> )	6 ± 0.42	113 ± 3
K (mg kg <sup>-1</sup> )	156 ± 10	1,246 ± 7
pH (H <sub>2</sub> O)	6.0 ± 0.45	–
pH (CaCl <sub>2</sub> )	5.13 ± 0.04	–
Soil organic matter (%)	23 ± 1.87	–
Na (mg kg <sup>-1</sup> )	9.2 ± 0.00	162 ± 19
Ca (mg kg <sup>-1</sup> )	1,492 ± 216	6,430 ± 12
Mg (mg kg <sup>-1</sup> )	248 ± 1.22	1,400 ± 1
Al (mg kg <sup>-1</sup> )	3.6 ± 0.00	100 ± 16
Al sat (%) <sup>†</sup>	0.40 ± 0.01	–
CEC (cmol+ kg <sup>-1</sup> )	9.98 ± 1.12	–
Σ basis (cmol+ kg <sup>-1</sup> )	1,908 ± 227	–
B (mg kg <sup>-1</sup> )	0.36 ± 0.01	25 ± 1
Zn (mg kg <sup>-1</sup> )	1.08 ± 0.04	29 ± 2
Cu (mg kg <sup>-1</sup> )	4.15 ± 0.90	–
Fe (mg kg <sup>-1</sup> )	33 ± 1.11	–
Mn (mg kg <sup>-1</sup> )	2.13 ± 0.04	–
S (mg kg <sup>-1</sup> )	26 ± 2.04	–
Ext. Al (mg kg <sup>-1</sup> )	1,100 ± 34	–

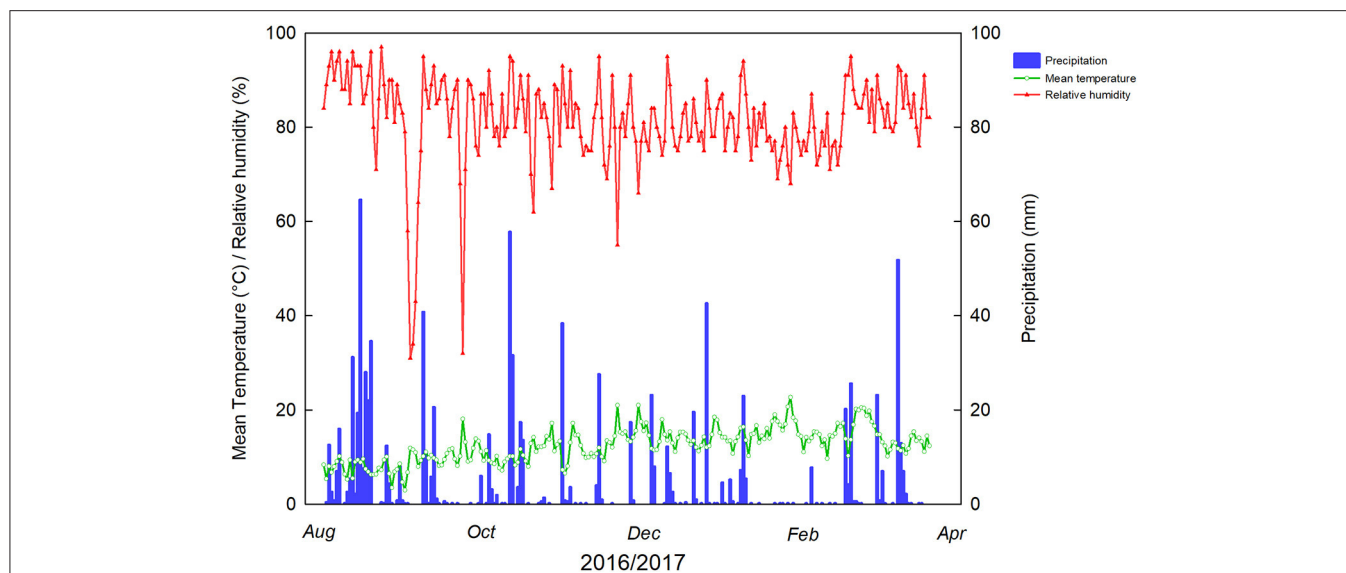
Soil samples were collected from 0 to 30 cm depth in October 2016. Values represent the mean (n = 3) ± SE.

<sup>†</sup> Calculated as Al/cation exchange capacity [Σ (K, Ca, Mg, Na, and Al)] × 100.

spray applications: during ovary development (October 15) and in the fertilization stage (October 31); and P3, two spray applications: during ovary growth (November 15) and in the nut growth/premature stage (November 30). Boron and Zn were applied in the widely used form of Bortrac™ 150 (a.i 15% sodium perborate, Na<sub>3</sub>BO<sub>3</sub> × H<sub>2</sub>O p/v, Yara United Kingdom Ltd., England) and Nutrizinc Plus (a.i 16% ZnCl<sub>2</sub> p/v, Cytosine Laboratories Inc., United States), and sprayed in an output of 1,500 L ha<sup>-1</sup> of water, determined by canopy volume (4πab<sup>2</sup>, a: ½ height; b: ½ width). Spraying was carried out using a back sprayer of 17 L (Cifarelli 1200, Cifarelli S.p.A-Voghera, Italia) with an output of 5 L min<sup>-1</sup>. The B and Zn concentrations in the water used for spraying (and for control B<sub>0</sub>+Zn<sub>0</sub>) were 0.012 and 0.081 mg L<sup>-1</sup>, respectively (standard methods for the examination of water and wastewater, APHA.AWWA.WEF. 22nd edition 2012).

### Leaves and Nut Harvest

Thirty fully developed and healthy leaves were collected from each tree (four trees per replicate) 15 days after the last application within each spraying program and transported to the laboratory in polyethylene bags at 4°C in a portable cooler. One half was used for chemical analyses, and the other half was stored at –80°C for biochemical analyses. In the middle of March 2017 (average temperature of 14.7 ± 0.31°C and relative humidity of 84.2 ± 1.04%), nuts were harvested from the four trees in each replicate and immediately placed in a forced air



**FIGURE 1** | Weather parameters during the hazelnut vegetative season at the experimental site, Caracas Farm, Cunco (39° 00' S, 72° 31' W), La Araucanía region, Chile. Minimum and maximum temperatures were  $-4.5^{\circ}\text{C}$  (9/1/2016) and  $34.6^{\circ}\text{C}$  (1/26/17) during the studied period.

**TABLE 2** | Experimental arrangement of spraying program, B and Zn concentrations ( $\text{mg L}^{-1}$ ) and time during season 2016/17 (austral hemisphere) in European hazelnut cultivar TDG (Fundo Caracas, Frutícola Agrichile S.A.), Cunco, La Araucanía region, Chile.

Spraying program	B	Zn	Spraying date (day, month)	
			Oct	Nov
Program 1 (P1)	0	0	15 and 31	15 and 30
	800	400		
	1,600	800		
Program 2 (P2)	0	0	15 and 31	–
	800	400		
	1,600	800		
Program 3 (P3)	0	0	–	15 and 30
	800	400		
	1,600	800		

October 15-ovary development, October 31-fertilization stage, November 15-ovary growth, November 30-nut growth/premature stage.

oven ( $40^{\circ}\text{C}$ ) for 72 h to stabilize the fruit at 6% humidity for the quantification of the nut yield components. Thirty in-shell nuts randomly sampled from each tree (120 nuts per replicate) were measured for their length, width, and thickness using a caliper (digital caliper CALDI-6MP, Truper, Mexico). Nut and kernel widths were measured in two dimensions meaning width 1 (W1) and width 2 (W2) similarly as reported by Solar and Stampar (2011). The nuts were manually cracked, and the shell thickness was measured on the convex side of each half using calipers. Stabilized nuts and kernels were weighed on a precision balance (Model BA2204B, Biobase Meihua Trading, China) and packed in porous bags and stored in-shell at room temperature ( $18^{\circ}\text{C}$ ) until chemical analyses.

## Chemical Analysis

Soil samples were collected from 0 to 30 cm depth and analyzed prior to the start of the experiment (September 30, 2016) (Table 1). The soil pH, Ca, Mg, K, Na, and B were analyzed according to the protocol by Sadzawka et al. (2004). Total Zn was determined by the extraction method of Lindsay and Norvell (1978).

Prior to the start of the experiment (October 2016), the nutrient concentrations in fully expanded mature leaves and collected stabilized nuts were determined according to Sadzawka et al. (2004) (Table 1). Leaves were dried in a forced air oven (Memmert model 410, Schwabach, Germany) for 48 h at  $70^{\circ}\text{C}$  until a constant DW was reached. Samples were weighed and ashed for 8 h at  $500^{\circ}\text{C}$  (JSMF-30T, electric muffle furnace of JSR Research Inc., Korea). Later, the ashes were digested with 2M hydrochloric acid and filtered. All samples were measured by a simultaneous multielement atomic absorption spectrophotometer (model UNICAM 969 Atomic absorption Spectrometer, England, United Kingdom). All analyses were conducted in triplicate.

## Lipid Peroxidation, Total Phenolics Content, and Radical Scavenging Activity

As an oxidative stress indicator, LP was determined in fresh leaves and kernels using thiobarbituric acid reacting substance (TBARS) assay, according to the modified protocol of Du and Bramlage (1992). Absorbance was measured at 532, 600, and 440 nm to correct the interference generated by TBARS-sugar complexes. The results were expressed as nanomole of equivalents of malondialdehyde (MDA) contents per fresh weight ( $\text{nmol MDA g}^{-1}\text{FW}$ ), a secondary product of the polyunsaturated fatty acid oxidation. Total phenolics content (TPC) was determined in the leaves and kernels following the method of Slinkard and



Singleton (1997) using the Folin-Ciocalteu reagent. Hundred and fifty microliters of ethanolic extracts (80% v/v) was mixed with 450  $\mu\text{L}$  of  $\text{H}_2\text{O}$  and 100  $\mu\text{L}$  of the Folin-Ciocalteu reagent. After 5 min, 300  $\mu\text{L}$  of  $\text{Na}_2\text{CO}_3$  (7% w/v) was added. The absorbance of the mixture was measured by a UV-VIS spectrophotometer at 765 nm (UV-Vis spectrophotometer SP 8001, Metertech Inc. Taipei, Taiwan), and TPC was expressed as  $\mu\text{g}$  of chlorogenic acid equivalents (CAE) per  $\text{g}^{-1}$  FW. For radical scavenging activity (RSA), 2,2-diphenyl-1-picrylhydrazyl (DPPH) assay was used; leaf and kernel samples (0.10 g) were homogenized using 1 ml of methanol (80% v/v) and centrifuged for 5 min at 10,000 rpm ( $4^\circ\text{C}$ ). The supernatant was collected and stored at  $-80^\circ\text{C}$  until analysis. The free RSA of the methanol extracts was measured as the decrease in absorbance at 517 nm using Trolox as a standard and expressed as milligram of Trolox equivalent per gram of fresh weight (mg TE  $\text{g}^{-1}$  FW) (Yu et al., 2002).

## Statistical Analysis

The experiments were performed as a factorial completely randomized block design with three spraying programs, three treatments, and three replicates ( $3 \times 3 \times 3$ ). The data were statistically evaluated by a two-way ANOVA to assess the significance of the main factors (spraying program and B+Zn treatment) and the significance of their interactions. A Tukey *post-hoc* test was used to determine the significance of differences among the means with a significance level at  $P \leq 0.05$ . The relationships among variables were examined using Pearson's correlation analysis at a significance level of  $P < 0.05$ . The resulting *P*-values were corrected using the false discovery rate (FDR) script displayed by the Rbio software (www.biometria.ufv.br). To reduce the dimensionality of data set, a principal component analysis (PCA) was performed to identify the variables that explained a higher proportion of the total variance. For this analysis, all data were averaged and normalized [ $\log(10)$ ] to minimize the effect of different units of measurement in the variance of each component. The software XLSTAT-2021.1.1 was used for PCA (Addinsoft, 2021).

## RESULTS

### Weather Conditions and Nutrient Concentration

Weather conditions of hazelnut orchard at the time of the experiments are given in **Figure 1**. The highest mean temperature during the spraying time was  $21^\circ\text{C}$  (November 21) concomitantly with 55% relative humidity, appropriate for foliar spraying, whereas in the preharvest time,  $22^\circ\text{C}$  was the highest temperature registered (January 26).

Prior to the experiment, the concentrations of bioavailable B and Zn in the orchard soil were 0.36 and 1.08  $\text{mg kg}^{-1}$ , respectively, and soil  $\text{pH}_{\text{H}_2\text{O}}$  was around 6.0 (**Table 1**). As expected, at the end of the experiments, leaf B and Zn concentrations in control trees ( $\text{B}_0+\text{Zn}_0$ ) were similar as in the beginning, averaging 27 and 29  $\text{mg kg}^{-1}$  DW for B and Zn, respectively. A significant interaction was found between spraying programs and B+Zn treatments (PxT,  $P < 0.001$ ) for both leaf B and Zn concentrations; in P1- and P3-treated trees,

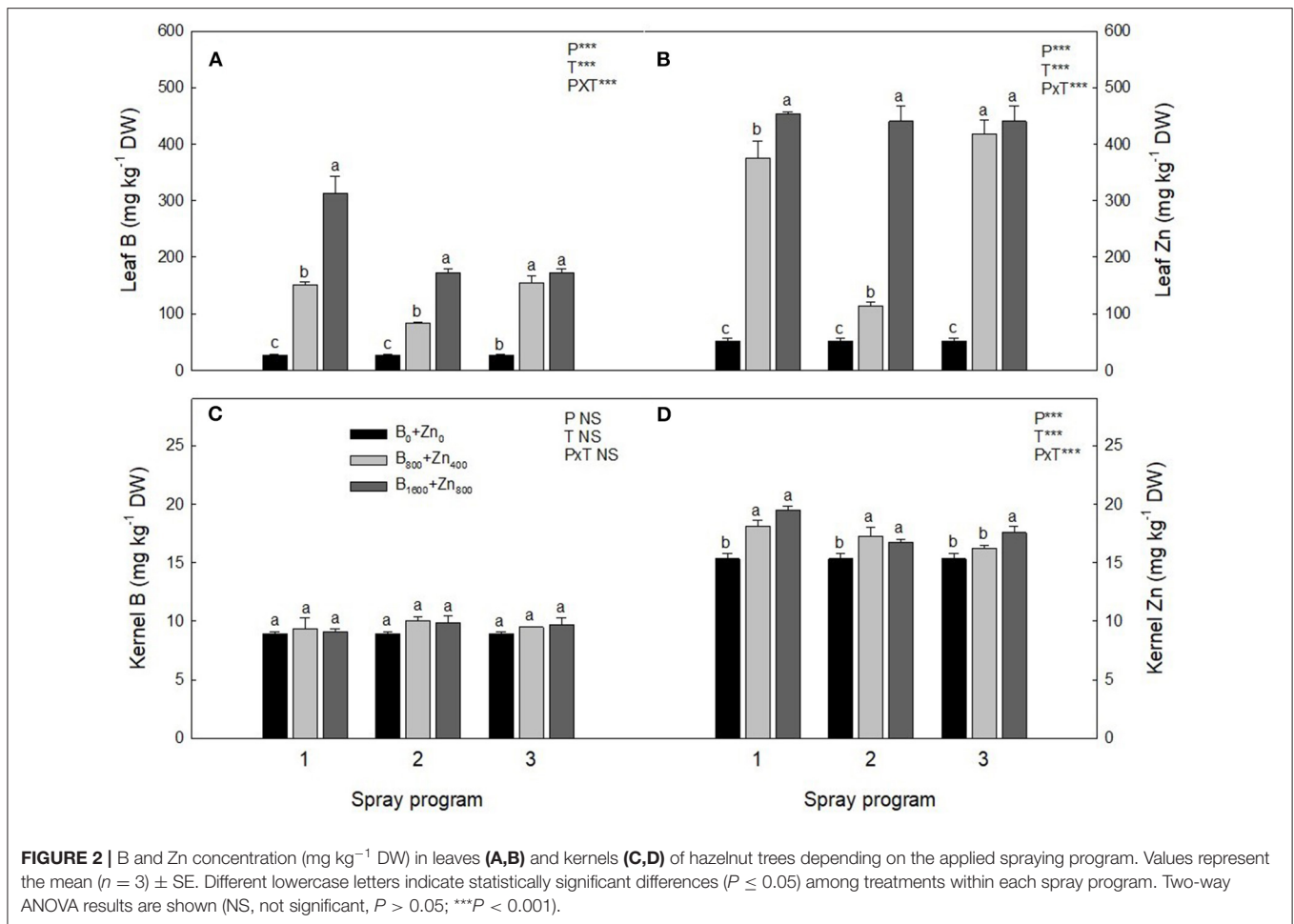
B concentration was 90 and 87%, respectively, higher compared to  $\text{B}_0+\text{Zn}_0$  (**Figures 2A,B**). However, the leaves of P2-treated trees had lower B and Zn concentrations than those of P1- and P3-treated trees for the same B and Zn treatments ( $\text{B}_{800}+\text{Zn}_{400}$  and  $\text{B}_{1600}+\text{Zn}_{800}$ ), yet still significantly higher than  $\text{B}_0+\text{Zn}_0$  trees ( $P < 0.001$ ). In the kernels, the overall B concentration ranged from  $8.92 \pm 0.14$  to  $10.05 \pm 0.31 \text{ mg kg}^{-1}$  DW, showing that neither B+Zn treatment nor spraying program had a significant effect on its accumulation (**Figure 2C**). Nevertheless, a significant interaction (PxT,  $P < 0.001$ ) was found when Zn concentration was increased in stabilized kernels from  $15.3 \pm 0.49$  ( $\text{B}_0+\text{Zn}_0$ ) to  $19.5 \pm 0.29 \text{ mg kg}^{-1}$  DW for  $\text{B}_{800}+\text{Zn}_{400}$  and  $\text{B}_{1600}+\text{Zn}_{800}$ , respectively (**Figure 2D**), and a significantly higher amount of Zn in the kernels harvested from P1 trees was observed in  $\text{B}_{1600}+\text{Zn}_{800}$  treatment compared to that from P2 and P3 trees.

In relation to other elements in the leaves, Ca and Na concentrations were influenced by the spraying program and B+Zn treatments (significant PxT interaction), showing a significant increase in Ca concentration of 14 and 18% in P3  $\text{B}_{800}+\text{Zn}_{400}$  and  $\text{B}_{1600}+\text{Zn}_{800}$  treatments, respectively, in comparison with  $\text{B}_0+\text{Zn}_0$  ( $P < 0.01$ ; **Figure 3A**). Sodium concentration increased up to 44% in P1 and P3  $\text{B}_{800}+\text{Zn}_{400}$  and  $\text{B}_{1600}+\text{Zn}_{800}$ , but not in P2, in comparison with  $\text{B}_0+\text{Zn}_0$  trees ( $P \leq 0.01$ ; **Figure 3G**). In addition, Mg concentration was higher in P3  $\text{B}_{1600}+\text{Zn}_{800}$  treatment compared with P1 and P2 ( $P < 0.05$ ; **Figure 3C**) and compared with  $\text{B}_0+\text{Zn}_0$ -treated trees.

In the kernels, significantly increased Ca concentration in P3  $\text{B}_{1600}+\text{Zn}_{800}$  treatment compared with  $\text{B}_0+\text{Zn}_0$  (**Figure 3B**) was found. Concomitantly, Mg concentration in the kernels was the lowest at  $\text{B}_{1600}+\text{Zn}_{800}$  in P3 ( $P \leq 0.05$ ; **Figure 3D**), while no differences were observed for other programs/treatments. Despite the increase of Na in the leaves, in the kernels of P3  $\text{B}_{1600}+\text{Zn}_{800}$ -treated trees, Na concentration decreased, while in P2, similarly as in the leaves, it decreased in the  $\text{B}_{800}+\text{Zn}_{400}$  treatment compared with  $\text{B}_0+\text{Zn}_0$  (significant PxT interaction,  $P \leq 0.001$ ) (**Figure 3H**). Boron and Zn treatments or programs did not affect K level in the leaves (**Figure 3E**), whereas K concentration decreased in the P2 and P3  $\text{B}_{1600}+\text{Zn}_{800}$ -treated kernels by 24 and 28%, respectively, in comparison with P1 ( $P \leq 0.05$ ; **Figure 3F**).

### Nut Yield and Quality Features

In all three spraying programs, B and Zn supplementation increased the in-shell nut yield, both per plant and per ha of orchard area in comparison with  $\text{B}_0+\text{Zn}_0$  [significant PxT interaction for in-shell nut yield ( $\text{g pl}^{-1}$ ,  $P \leq 0.01$ )] (**Figure 4A**). Conversely to what was expected by the farm technical staff, the trees subjected to  $\text{B}_{800}+\text{Zn}_{400}$  showed higher productivity in all three spraying programs than those subjected to  $\text{B}_{1600}+\text{Zn}_{800}$  treatment, especially in P1 and P2 ( $P \leq 0.001$ ). The orchard production of stabilized in-shell nuts was strongly augmented after B and Zn spraying, increasing from  $550 \pm 70 \text{ kg ha}^{-1}$  in  $\text{B}_0+\text{Zn}_0$  trees to  $\sim 1,273 \text{ kg ha}^{-1}$  for  $\text{B}_{800}+\text{Zn}_{400}$ -treated trees in all three spraying programs ( $P \leq 0.05$ ), while no differences were observed between  $\text{B}_{800}+\text{Zn}_{400}$  and  $\text{B}_{1600}+\text{Zn}_{800}$  treatments in P1 and P3 (**Figure 4B**).



In stabilized nuts, industrial yield components such as weight (g), height (cm), and diameter (mm) were not significantly affected by B and Zn treatments and application program in comparison with untreated trees (Table 3). However, in the P1  $B_{1600}+Zn_{800}$  treatment, kernels diameter increased by 18% compared with  $B_0+Zn_0$  (significant  $T \times$  diameter interaction,  $P \leq 0.05$ ). Moreover, kernel yielding (%), one of the most important attributes of marketable nuts production, was improved in P1 and P3  $B_{1600}+Zn_{800}$  treatments, by 14 and 10% in comparison with  $B_0+Zn_0$  ( $P \leq 0.05$ ). Moreover, the number of blank nuts was greatly reduced by B and Zn treatments in P1 and P3 (significant  $P \times T$  interaction,  $P \leq 0.05$ ) (Table 4). The shell thickness and weight were not affected by B and Zn nor by the spraying program.

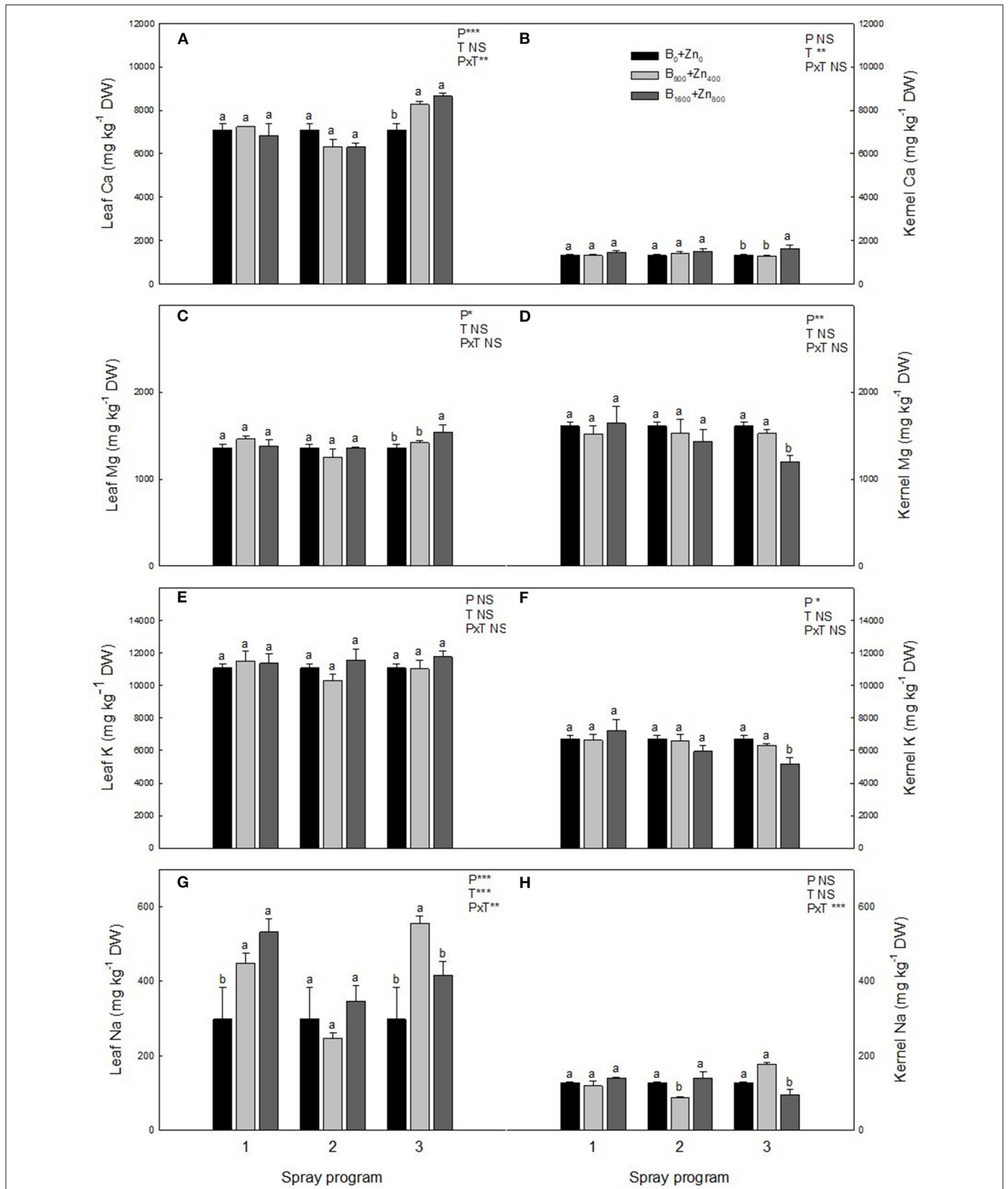
### Variation in Antioxidant Properties Under Different B and Zn Spraying Programs

Boron and Zn treatments reduced the level of LP in both leaves and kernels in all three spraying programs (Figures 5A,B). In all programs,  $B_{1600}+Zn_{800}$  drastically decreased LP levels in hazelnut leaves in comparison with  $B_0+Zn_0$  ( $P \leq 0.05$ ). Kernel LP levels were lower than those observed on the leaves, and both B+Zn treatments reduced this oxidative stress marker by 43% in both tissues (significant  $P \times T$  interaction,  $P \leq 0.001$ ).

Leaf and kernel TPC and RSA are presented in Figures 5C–F, showing significant  $P \times T$  interactions in both tissues. In the leaves, the highest RSA, determined by DPPH activity, was in  $B_{800}+Zn_{400}$  treatments in all three programs. Particularly in the P3 kernels, RSA increased about 3-fold with both  $B_{800}+Zn_{400}$  and  $B_{1600}+Zn_{800}$  treatments compared with  $B_0+Zn_0$  (significant  $P \times T$  interaction,  $P \leq 0.001$ ).

### Pearson's Correlation Analysis

To determine the level of association among the measured variables for each program, Pearson's correlation matrices were performed for all pairs of the measured parameters related to nutrient concentration, yield, and nut quality features (Figure 6). At the 5% level of significance, a total of 131 correlations were found, out of which 108 were positive and 23 were negative. The P1 showed higher positive correlations than P2 and P3 (43), highlighting that leaf B concentration had a high correlation with kernels D1 and D2 and with Zn concentration in the kernel. Also, leaf B and Zn concentrations were strongly correlated with leaf Na concentration. Interestingly, the nut yield was not correlated with the levels of B and Zn in the leaf or kernel in this program, but only with the levels of Na in the kernels. A different trend was observed in P2, where 32 positive and only one negative correlation were found. The positive correlation of



**FIGURE 3 |** Calcium, Mg, K, and Na concentrations (mg kg<sup>-1</sup> DW) in leaves (**A,C,E,G**) and kernels (**B,D,F,H**) of hazelnut trees depending on the applied spraying program. Values represent the mean ( $n = 3$ )  $\pm$  SE. Different lowercase letters indicate statistically significant differences ( $P \leq 0.05$ ) among treatments within each spray program. Two-way ANOVA results are shown (NS, not significant,  $P > 0.05$ ; \* $P < 0.05$ ; \*\* $P < 0.01$ ; \*\*\* $P < 0.001$ ).

**TABLE 3** | Some nut and kernel industrial yield components in European hazelnut cultivar TDG planted in Cunco, La Araucanía region, Chile.

Program	Treatment	Nut				Kernel				
		Weight (g)	Height (mm)	Width (mm)		Weight (g)	Height (mm)	Width (mm)		Kernel (%)
				1	2			1	2	
1	B <sub>0</sub> +Zn <sub>0</sub>	2.53 ± 0.08a	18.44 ± 0.00a	16.77 ± 0.00a	16.77 ± 0.00a	1.03 ± 0.00a	12.40 ± 0.00a	12.45 ± 0.00b	10.25 ± 0.00a	41.54 ± 0.58ab
	B <sub>800</sub> +Zn <sub>400</sub>	2.37 ± 0.02a	19.05 ± 0.45a	16.49 ± 0.18a	16.49 ± 0.05a	1.02 ± 0.03a	12.70 ± 0.78a	13.42 ± 0.05ab	9.92 ± 0.07a	40.80 ± 1.90b
	B <sub>1600</sub> +Zn <sub>800</sub>	2.47 ± 0.15a	18.55 ± 0.16a	16.86 ± 0.68a	16.86 ± 0.68a	1.19 ± 0.04a	13.70 ± 0.21a	15.24 ± 0.27a	11.89 ± 0.44a	48.29 ± 1.49a
2	B <sub>0</sub> +Zn <sub>0</sub>	2.53 ± 0.08a	18.81 ± 0.55a	16.47 ± 0.67a	16.47 ± 0.56a	1.13 ± 0.06a	13.23 ± 0.64a	14.33 ± 0.49a	10.58 ± 0.25a	41.54 ± 0.58a
	B <sub>800</sub> +Zn <sub>400</sub>	2.64 ± 0.16a	18.53 ± 0.30a	16.89 ± 0.67a	16.89 ± 0.67a	1.08 ± 0.12a	12.79 ± 0.58a	14.09 ± 0.81a	10.73 ± 0.92a	41.37 ± 1.63a
	B <sub>1600</sub> +Zn <sub>800</sub>	2.52 ± 0.13a	19.46 ± 0.14a	16.89 ± 0.38a	16.89 ± 0.38a	1.17 ± 0.06a	13.69 ± 0.50a	14.80 ± 0.75a	11.45 ± 0.55a	45.61 ± 0.94a
3	B <sub>0</sub> +Zn <sub>0</sub>	2.53 ± 0.08a	18.53 ± 0.42a	17.53 ± 0.43a	17.53 ± 0.43a	1.28 ± 0.03a	12.94 ± 0.50a	14.49 ± 0.78a	11.13 ± 0.95a	41.54 ± 0.58b
	B <sub>800</sub> +Zn <sub>400</sub>	2.47 ± 0.20a	19.14 ± 0.27a	17.38 ± 0.55a	17.38 ± 0.55a	1.20 ± 0.05a	13.72 ± 0.58a	14.88 ± 0.25a	11.25 ± 0.15a	42.89 ± 1.11ab
	B <sub>1600</sub> +Zn <sub>800</sub>	2.36 ± 0.18a	18.83 ± 0.43a	16.64 ± 0.68a	16.64 ± 0.68a	1.11 ± 0.01a	13.75 ± 0.20a	14.91 ± 0.32a	11.38 ± 0.19a	45.88 ± 3.23a
P		NS	NS	NS	NS	NS	NS	NS	NS	NS
T		NS	NS	NS	NS	NS	NS	*	NS	**
PxT		NS	NS	NS	NS	NS	NS	NS	NS	NS

Values represent the mean (n = 3) ± SE. Different letters indicate statistically significant differences (P ≤ 0.05) among treatments within each spray program. Two-way ANOVA results are shown (NS, not significant; P > 0.05; \*P < 0.05; \*\*P < 0.01).

**TABLE 4** | Some nut shell properties after application of B and Zn spraying programs in hazelnut cultivar TDG planted in La Araucanía region.

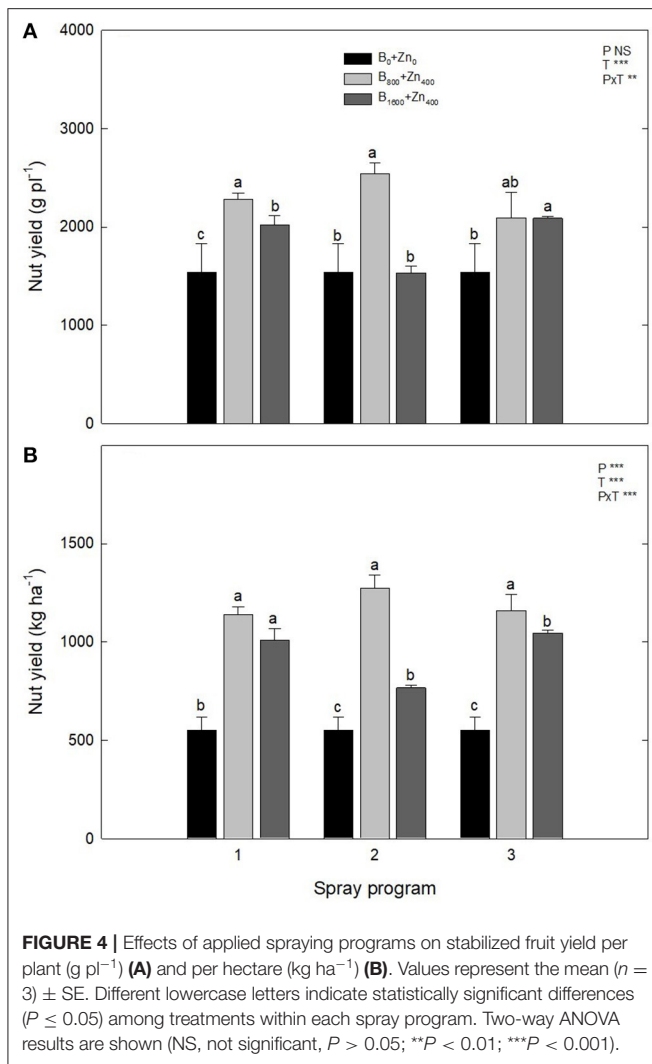
Program	Treatment	Shell thickness (mm)	Shell weight (g)	Blank nut (%)
1	B <sub>0</sub> +Zn <sub>0</sub>	1.26 ± 0.00a	1.20 ± 0.00a	10.00a
	B <sub>800</sub> +Zn <sub>400</sub>	1.27 ± 0.03a	1.29 ± 0.04a	6.67b
	B <sub>1600</sub> +Zn <sub>800</sub>	1.35 ± 0.13a	1.28 ± 0.10a	0.01c
2	B <sub>0</sub> +Zn <sub>0</sub>	1.27 ± 0.08a	1.36 ± 0.13a	6.67a
	B <sub>800</sub> +Zn <sub>400</sub>	1.45 ± 0.06a	1.36 ± 0.09a	6.67a
	B <sub>1600</sub> +Zn <sub>800</sub>	1.41 ± 0.07a	1.33 ± 0.07a	10.00a
3	B <sub>0</sub> +Zn <sub>0</sub>	1.34 ± 0.06a	1.43 ± 0.09a	6.67a
	B <sub>800</sub> +Zn <sub>400</sub>	1.29 ± 0.05a	1.46 ± 0.11a	3.33b
	B <sub>1600</sub> +Zn <sub>800</sub>	1.44 ± 0.05a	1.29 ± 0.14a	0.00c
P		NS	NS	**
T		NS	NS	***
PxT		NS	NS	*

Values represent the mean (n = 3) ± SE. Different letters indicate statistically significant differences (P ≤ 0.05) among treatments within each spray program. Two-way ANOVA results are shown (NS, not significant; P > 0.05; \*P < 0.05; \*\*P < 0.01; \*\*\*P < 0.001).

the B+Zn levels in the leaves with the nut yield is highlighted; however, the levels of B and Zn in the kernels were not related to other parameters except the negative B correlation with leaf Ca concentration. On the other hand, P3 had 33 positive and 16 negative correlations. Here, only leaf B and kernel Ca were positively correlated with nut yield, whereas leaf B and Zn were highly correlated with leaf Ca.

Pearson's correlation coefficients between nutrient concentrations and oxidative and antioxidative parameters in the different programs were also analyzed. A total of 43 significant correlations were found, of which 22 were positive and 21 were negative. In P1, seven positive and eight negative significant correlations were found. Leaf B concentration was strongly correlated with the RSA capacity in the leaves, but not in the kernel. Leaf B concentration was highly correlated with kernel Zn concentration. Also, leaf RSA was negatively correlated with the level of LP in the leaf and kernel. In addition, LP was found to be negatively correlated with the levels of B and Zn in the leaves, while in the kernels, only Zn leaf and kernel levels were significantly and negatively correlated with kernel LP. In P2, three positive and five negative significant correlations were found. Leaf B had a strong positive correlation with TPC in the leaves, but not in the kernels, and a strong negative correlation with leaf and kernel LP, similar to the leaf Zn correlation with the same parameters (Figure 7). Levels of Zn in the kernels were strongly correlated with the levels of TPC in the kernels, while leaf TPC had negative correlation with leaf LP. In P3, a different trend was observed, and 12 positive and eight negative significant correlations were found. Leaf B was not correlated with RSA in the leaves. However, leaf B was negatively correlated with leaf and kernel LP. Leaf Zn was also negatively correlated with LP in the leaves and kernels, and highly correlated with kernel B, Zn, and antioxidant activity. However, the leaf antioxidant activity was highly correlated with TPC in leaves.





## Principal Component Analysis

The first component (PC1) explained 32.99% of the total variance, and the most important variables were the concentration of B and Zn on leaves, leaf and kernel LP, kernel DPPH, Ca, Mg, B, and Zn, nut height, and width (D1 and D2). On the other hand, the PC2 explained 20.02% of the total variance; PC2 comprised the variables kernel weight, shell weight, kernel D1, D2, and nut weight as the most important (Figure 8A). In the PCA score plots, we observed a separation between programs and B and Zn treatments. Controls (B<sub>0</sub>+Zn<sub>0</sub>) of P1, P2, and P3 were clustered together with P1 and P3 for B<sub>800</sub>+Zn<sub>400</sub> (Figure 8B, blue ellipse); meanwhile, the second cluster was composed of P2 B<sub>800</sub>+Zn<sub>400</sub> and P1, P2, and P3 B<sub>1600</sub>+Zn<sub>800</sub> (red ellipse). An agglomerative hierarchical clustering (AHC) was performed to find the clusters among treatments evaluated in this research (Figure 8C).

## DISCUSSION

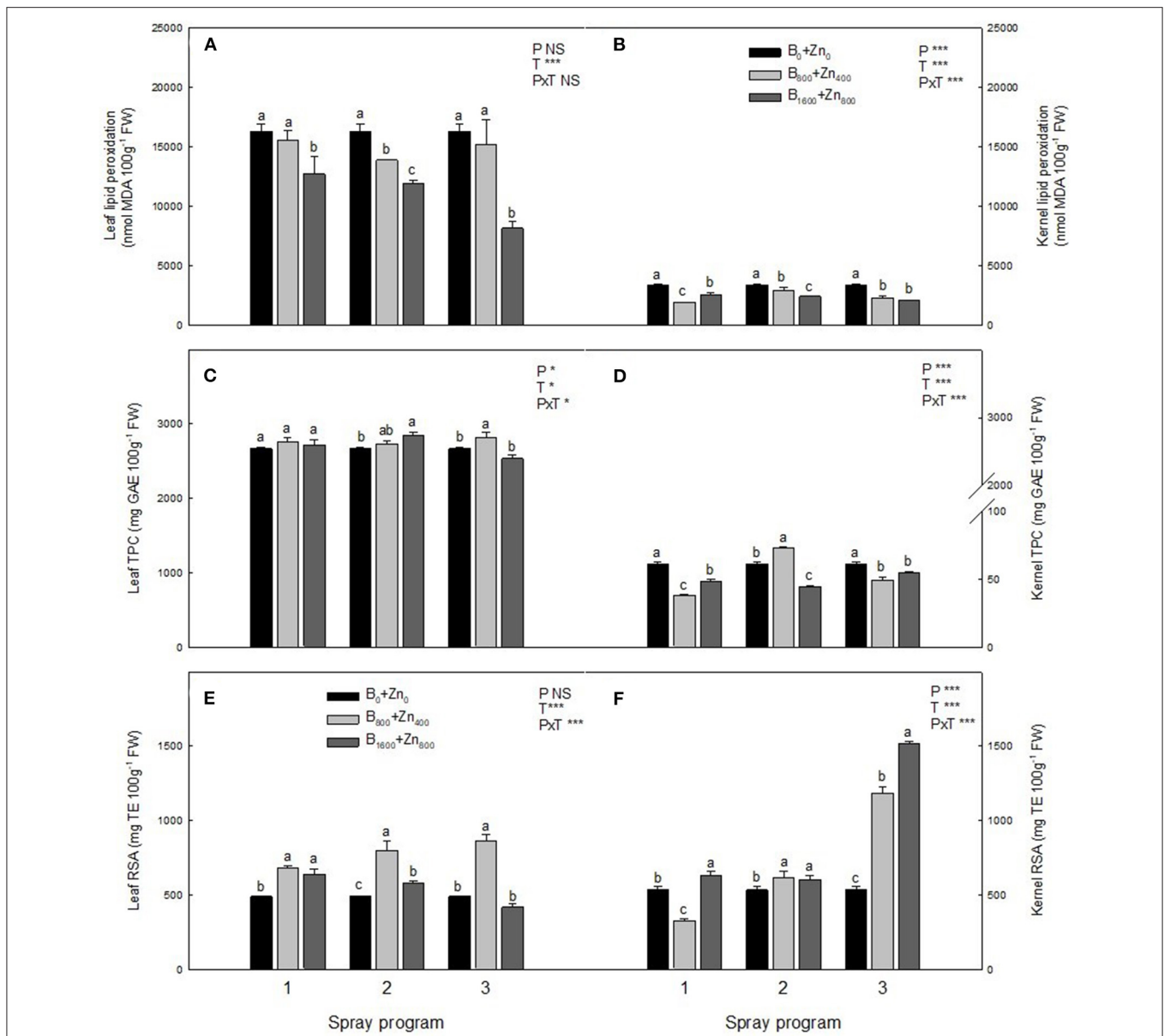
Agronomic practices in Chile have introduced both B and Zn nutritional programs in different orchards and emphasized

that foliar sprays can compensate for nutrient deficiencies or maintain their plant levels following chemical soil and leaf analyses and orchard monitoring. Traditionally, companies have recommended guidelines for the application of micronutrients, particularly in fruit crops such as apple, blueberry, walnut, and hazelnut, as important commercial plantations in Chile. Indeed, nutritional strategies of B and Zn in hazelnut planted in Chile have been performed by growers to ensure their levels in leaves (31–75 mg B kg<sup>-1</sup> DW and 16–60 mg Zn kg<sup>-1</sup> DW) by soil and spray applications according to extension works from international experiences. Spraying of B and Zn has demonstrated an increased nut set even in non-deficient trees, when two or four sprayings are carried out, using concentrations to be sprayed from 500 to 2,000 mg L<sup>-1</sup> or applied as fertilizer to the soil at 2–8 kg ha<sup>-1</sup> rates. However, hazelnut grown in specific conditions of Southern Chile demands a comprehensive approach to nutritional management particularly of micronutrients.

## Effects of Different B and Zn Spraying Programs on Hazelnut Leaves

In our experiments with hazelnut TDG grown in acidic soil, the leaves of untreated, control trees had 25–28 mg kg<sup>-1</sup> DW of B and Zn. According to technical reports, the optimal B leaf contents for reaching good fruit set and hazelnut yields are between 25 and 30 mg kg<sup>-1</sup> DW (Silvestri et al., 2021). Similarly, other authors have discussed that optimum B concentration in hazelnut leaves should be 22–30 mg kg<sup>-1</sup> DW for productive trees (Simşek et al., 2003), while data on the beneficial effect of Zn spraying on hazelnut leaves have been studied to a lesser extent (Alidust et al., 2020). Ferrán et al. (1997) reported even lower leaf B concentrations (14–21 mg kg<sup>-1</sup> DW) to be optimal for hazelnut cultivars Pautet and Negret planted in B-deficient soils (0.20–0.30 mg kg<sup>-1</sup>). We showed that the application of spraying programs (P1, P2, and P3) increased the B and Zn concentrations in the hazelnut leaves by several folds in both B+Zn treatments compared with untreated trees and the previous reports. It should be noted that the B and Zn requirements and optimum thresholds are cultivar-specific (Alidust et al., 2020; Silvestri et al., 2021), and they should be integrated into crop management to obtain the maximal yield. Our results showed that combined spraying application of B and Zn resulted in both Zn and B accumulation in totally expanded leaves in P1 and P3 programs, while the B and Zn accumulation efficiency was lower in P2 (P ≤ 0.05). The Zn concentration in sprayed TDG leaves was higher in comparison with the study conducted by Milošević and Milošević (2012) on hazelnut cultivars Tonda Gentile Romana, Nochione, and Istarski Duguljasti (12–14 years old) planted on the acidic Vertisol (pH 5.2) in Western Serbia. Indeed, Shear and Faust (1980) and Swietlik (2002) reported a wide range 10–200 mg kg<sup>-1</sup> DW of normal Zn in the leaf of deciduous tree fruits and nuts.

Although B and Zn accumulation significantly increased in the leaves, in both treatments, lower LP levels and increased RSA compared with untreated trees were observed, thus excluding potential B and Zn toxic effects. Both B and Zn may modulate the profile of leaf metabolites and mitigate oxidative stress (Meriño-Gergichevich et al., 2016; García-López et al., 2019; Alidust

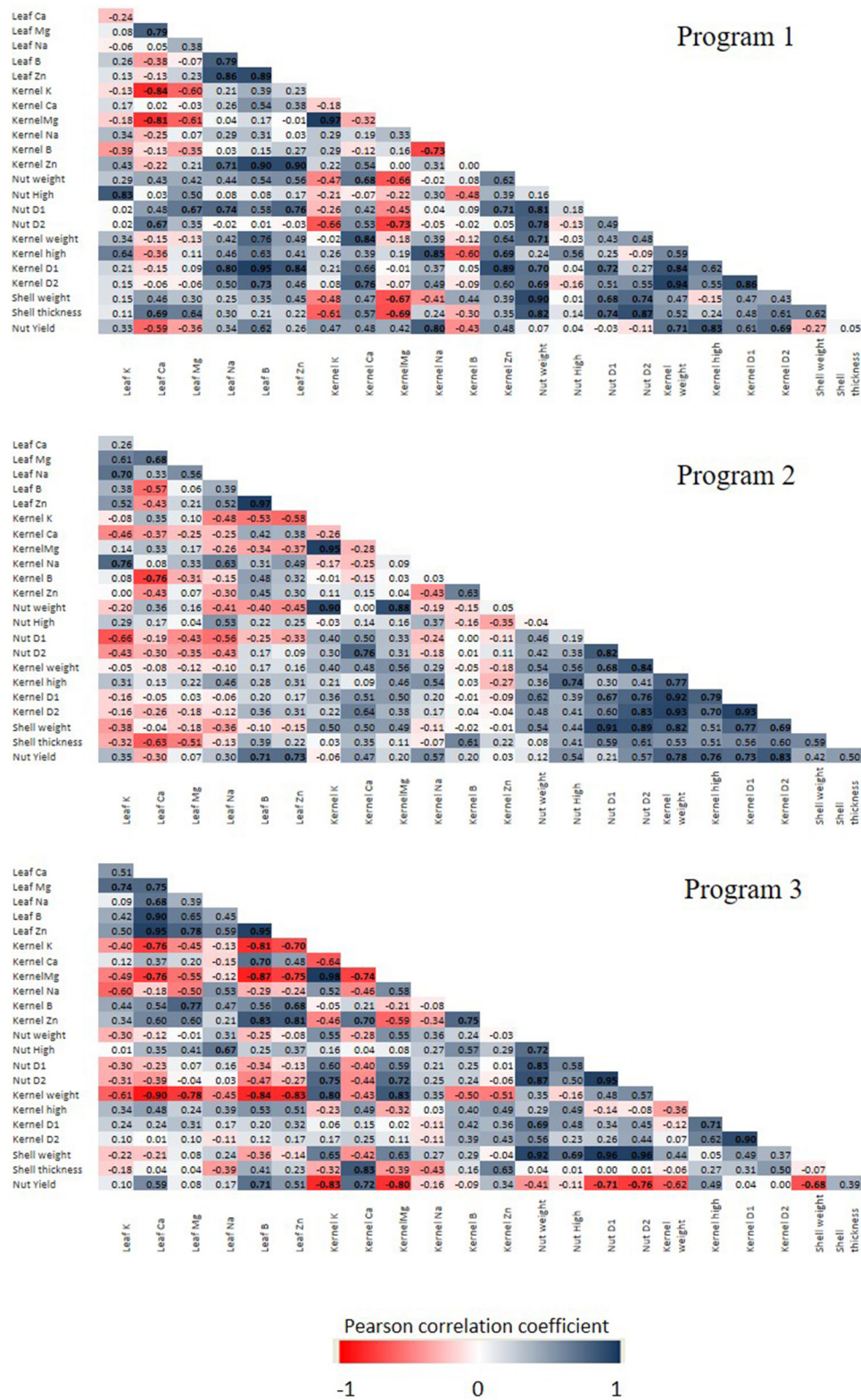


**FIGURE 5 |** Effects of applied spraying programs on level of malondialdehyde (MDA), phenols content (TPC), and radical scavenging activity (RSA) in leaves (A,C,E) and kernels (B,D,F) of hazelnut cultivar TDG. Values represent the mean ( $n = 3$ )  $\pm$  SE. Different lowercase letters indicate statistically significant differences ( $P \leq 0.05$ ) among treatments within each spray program. Two-way ANOVA results are shown (NS, not significant,  $P > 0.05$ ; \* $P < 0.05$ ; \*\*\* $P < 0.001$ ).

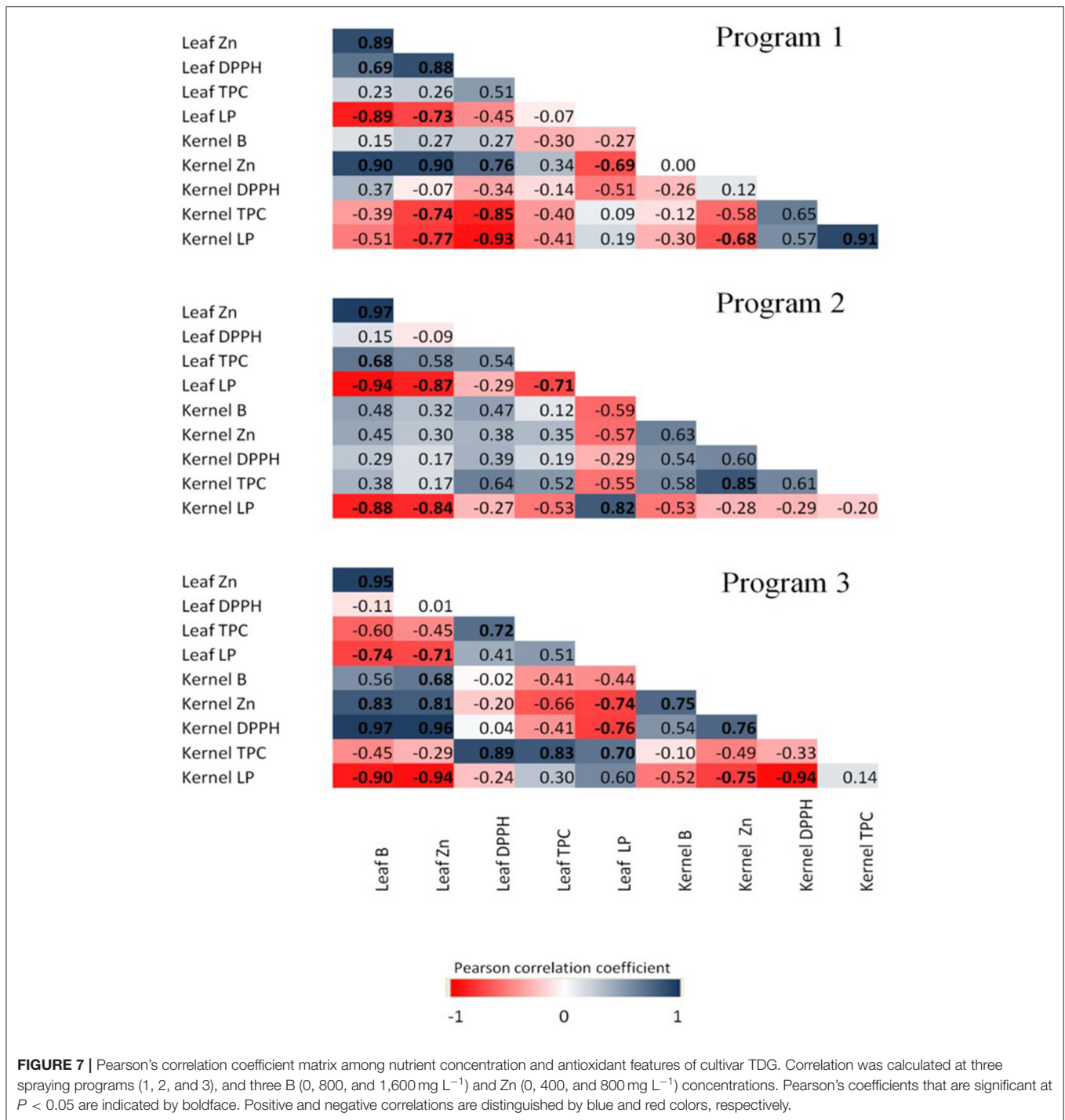
et al., 2020). Landi et al. (2013) reported that B accumulation in the leaves of sweet basil (*Ocimum basilicum*) resulted in an increased RSA by increasing ascorbic acid, glutathione, and anthocyanin contents.

Boron and Zn supplementation may modulate the uptake and accumulation of other nutrients. For instance, Hosseini et al. (2007) reported synergistic B and Zn interactions on corn (*Zea mays*) growth and accumulation of other nutrients such as N, P, K, and Ca. In our experiments, the program type had an influence principally on Ca concentration in the leaves, while K levels were not affected by B and Zn supplied. However,

PC1 showed that these variables are highly correlated, so the relation of these nutrients is evident principally in the leaves (Figure 8A). Exceptionally, Na accumulated in the leaves exposed to B and Zn treatments in P1 and P3 programs (PxT) was higher than expected, but it was not excessively high for the hazelnut leaves ( $246 \pm 16.64$ – $556.0 \pm 18.4$  mg kg DW) visible also from a decreased level of LP compared with untreated trees (Figure 5A). One possibility of increased Na level in B<sub>800</sub>+Zn<sub>400</sub> and B<sub>1600</sub>+Zn<sub>800</sub> under P1 was commercial fertilizer used as B source during the experiment ( $\text{Na}_3\text{BO}_3 \times \text{H}_2\text{O}$ ). In our experiment, the collected kernel from all treatments showed



**FIGURE 6 |** Pearson's correlation coefficient matrix between nutrient concentration and yield performance of hazelnut cultivar TDG. Correlation was calculated at three spraying programs (1, 2, and 3), and three B (0, 800, and 1,600 mg L<sup>-1</sup>) and Zn (0, 400, and 800 mg L<sup>-1</sup>) concentrations. Pearson's coefficient that is significant at *P* < 0.05 is indicated by boldface. Positive and negative correlations are distinguished by blue and red colors, respectively.

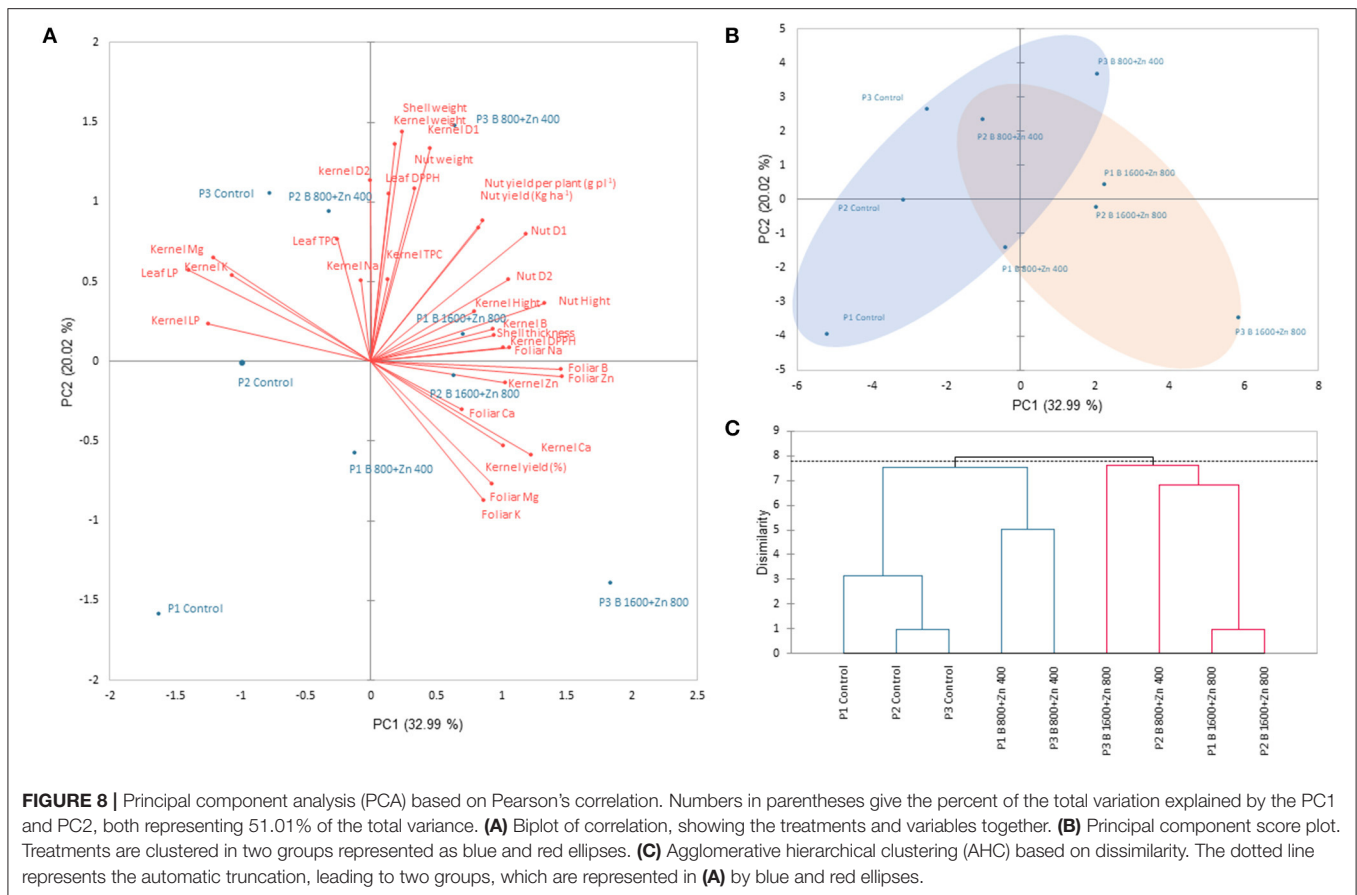


lower Na (from 118 ± 13.8 to 139 ± 3.10 mg kg<sup>-1</sup> DW) than reported by Ozdemir and Akinci (2004) for cultivars Palaz (379.5 ± 13.5 mg kg<sup>-1</sup> DW), Tombul (508.5 ± 27.5 mg kg<sup>-1</sup> DW), Cakildak (382.0 ± 7.0 mg kg<sup>-1</sup> DW), and Karas (410.0 ± 3.0 mg kg<sup>-1</sup> DW). However, Özenç and Bender Özenç (2015) reported no significant effect in cultivar Tombul after Zn fertilization (0, 0.2, 0.4, 0.8, and 1.6 kg ha<sup>-1</sup>) on Na in kernels ranging from 27.2 ± 0.55 to 30.6 ± 0.71 mg kg<sup>-1</sup> DW. In fact, this variable

was among the less influenced in PCA, in leaves and kernels (Figure 8A).

Interestingly, the leaves of trees in the P1 (four sprayings from ovary development until nut growth/premature stage) and P3 (two sprayings from ovary to growth; nut growth/premature stage) programs had similar B concentrations. These results suggest that delayed spraying (ovary and nut growth stages) and reduced B dosage (two sprayings) are sufficient for B





enrichment of hazelnut leaves in comparison with current agronomic orchard management. Thereby, rational foliar fertilization has proved to be an important tool considering nutrient-deficient soils caused by natural or anthropogenic factors, and phenological stage of crops, with advantages such as quick plant responses, lower concentrations of added nutrients, uniformity, and less groundwater contamination (Keshavarz et al., 2011; Fernández and Brown, 2013; Zhang et al., 2016). Previous studies have emphasized the synergistic effect of combined B and Zn applications in several cropped species (Keshavarz et al., 2011; Mukhopadhyay and Mondal, 2015; Davarpanah et al., 2016; Alidust et al., 2020), particularly as supplementation program frequently recommended during springtime in fruit orchards (Solar and Stampar, 2000; Keshavarz et al., 2011; Meriño-Gergichevich et al., 2016).

### Effects of Different B and Zn Spraying Programs on Hazelnut Fruits

Beneficial effects of conventional B fertilization or spraying/foliar application on fruit set have been widely reported (Hanson and Breen, 1985; Erdogan and Aygun, 2009; Keshavarz et al., 2011; Alidust et al., 2020). However, the reports are often contradictory about B application methods for hazelnut production. For example, Kelley (1980) and Ferrán et al. (1997) reported no

positive effects of B foliar application on hazelnut fruit set and yields. On the other hand, Erdogan and Aygun (2009) reported positive effects of B application on cultivar Tombul fruit set and concluded an annual dependency, although trees in oak (training system commonly used in Turkey) were sprayed just one time with 300 and 600 ppm of B ( $H_3BO_3$ ). Silva et al. (2003) concluded that weather conditions influenced the yields in hazelnut (cultivar Butler), more than B spraying, although nut mass and kernel mass were increased with B supplementation.

Zinc concentration in stabilized control kernels was lower ( $15.3 \pm 0.49 \text{ mg Zn kg}^{-1} \text{ DW}$ ) than reported by Özenç and Bender Özenç (2015) for cultivar Tombul without a Zn fertilization program ( $26.2 \text{ mg Zn kg}^{-1} \text{ DW}$ ), possibly due to different soil properties and cultivar-specific Zn accumulation. While B readily accumulated in the leaves, its concentrations in the kernels were unchanged. Contrarily, Zn accumulated in the kernels in all three programs compared with untreated trees indicated differential mobility of the two nutrients from the leaf to the kernels. Zn mobilization from the leaves to grains has been reported previously (reviewed by White and Broadley, 2009). Nevertheless, the concentrations of B and Zn in treated kernels in our experiments showed referential dietary values of recommended daily amount (RDAs) being an adequate source of daily B and Zn intake similarly as shown by Özenç and Bender Özenç (2015). These authors have reported a mean kernel B

concentration of 27.8 mg kg<sup>-1</sup> DW in untreated trees (25 years old) of cultivar Tombul.

Hazelnut is not a high-yielding crop, and its maximum expected potential yield is only 4.5 t ha<sup>-1</sup> (Mehlenbacher, 1991; Silvestri et al., 2021). In La Araucanía, the production of cultivar TDG is less than half of the maximal, as between 2014 and 2019 the mean production was 1.89 t ha<sup>-1</sup>, 32% less than in the orchards planted in Chilean Mediterranean ecosystems such as El Maule, with average productions of 2.8 t ha<sup>-1</sup>. Our previous studies within research projects Fondecyt 11160762 (2016/2019) and Corfo 16PTECF5-66647 (2017–to date) have determined the production ranges of 2.0 t ha<sup>-1</sup> for cultivars TDG and Barcelona planted in La Araucanía when orchards (7–11 years old) were subjected to sustainable nutrition strategies that included macro- and micro-nutrient application management to get an attainable yield.

The beneficial effects of B and Zn spraying and their interactions on plant growth, fruit size, and higher uptake of macro- and micronutrients and oil content have been reported for nut species, such as walnut (*Juglans regia* L.) and hazelnut (Serdar et al., 2005; Alidust et al., 2020). On the other hand, in northern Portugal, Silva et al. (2003) did not find any significant differences in fruit set and yield in hazelnut B-sprayed (0, 300, 600, and 900 mg L<sup>-1</sup>) four times after blooming. Often contradictory results have been reported about the effectiveness of B supplementation alone and application time on yield, which seems more related to weather conditions, as cold and wet weather is more favorable for nut production or influencing variable such as training system (multistem, oak, among others) and trees density. Furthermore, the reports on Zn effects on hazelnut yield are scarce. Keshavarz et al. (2011) sprayed Persian walnut trees three times with 0, 1,050, and 1,750 mg L<sup>-1</sup> Zn from September to May, obtaining higher nut yield at 1,050 mg L<sup>-1</sup> Zn, whereas its effectiveness was enhanced when Zn was accompanied with B (174 mg L<sup>-1</sup>), as in our experiment. The variable Program in our experiment had an influence principally on Ca in leaves and more discreetly but still significantly in the kernel. However, as shown in PCA, kernel Ca has a great relation with kernel yield (%) (Figure 8A). Zinc foliar application (0.2% zinc sulfate) on mandarin increased several leaf nutrients, including Ca, similar to our results (Razzaq et al., 2013). However, B and Zn fertilizers did not affect the mineral composition of pomegranate fruits (Davarpanah et al., 2016).

According to our results, B and Zn application at the end of springtime in hazelnut planted in temperate areas such as Southern Chile can stimulate plant productivity (P3 and P1), whereas early spraying, such as P2, showed irregularity in stabilized nut production (Figure 4). The latter indicates that for this plantation area, October is a period in which the reproductive structures of the tree do not begin their development. Because in June/July (winter) is pollination time with hazelnuts showing an extended dichogamy by three or four months (Mehlenbacher, 1991; Beyhan and Marangoz, 2007). The B and Zn interaction was found as a strong correlation in the leaves for P1 ( $r = 0.89$ ), P2 ( $r = 0.97$ ), and P3 ( $r = 0.95$ ) (Figure 6), which revealed that these micronutrients are interestingly related to each other in a combined application. This was also shown on PCA, where

foliar B and Zn are highly correlated and influence mostly the treatments with high application rates of these elements (Figure 8A). A direct positive correlation was found between leaf Zn concentration and B ( $r = 0.77$ ) and Zn concentrations ( $r = 0.60$ ) in the kernels (Figure 6), demonstrating the importance of combined application of these micronutrients on nut species as reported by Brown and Shelp (1997) for walnut. Khan et al. (2011) reported not only significant increases of B and Zn in the leaves of Feutrell's early (*Citrus reticulata*) but also in the quality fruit parameters when the trees were sprayed with both micronutrients at a premature stage. Application of both B and Zn should be carried out under partialized program either during the whole productive season (P1) or to the end of springtime (P3) when most fruit sets occur. In general, a clear difference was observed between the three programs, and this seemed to depend on the distribution and prioritization of nutrients depending on the phenological phase.

Marketable nuts are highly appreciated by hazelnut agroindustry, and prices paid to growers depend on nut and kernel characteristics as industrial yield requirements. Some authors such as Solar and Stampar (2011) highlighted TDG as one of the cultivars with the highest kernel yield (%), after a phenological characterization of 16 hazelnut cultivars planted in Slovenia. Even though there was no significant interaction between PxT, B and Zn had a positive effect on kernel yield (%), particularly at a high rate (B<sub>1600</sub>+Zn<sub>800</sub>), where trees responded to sprayed treatments. Contrarily, Silva et al. (2003) found significant interaction among B rate, date of application, and harvest year of nuts, which could involve several factors that affect nut mass. Those authors reported that blank nuts amount was unaffected by B spraying, attributing this phenomenon to an annual variation (climatic or agronomic management). An interesting aspect is to study the effect of B and Zn on the shell morphology. However, in this sense, a thicker pericarp could be responsible for a reduced kernel yield (%). In fact, this could be the case because, as shown in PCA, lower rates of B and Zn are more related to the shell weight in P2 and P3 spraying programs (Figure 8A).

Both B and Zn have important roles in ameliorating reactive oxygen species (ROS) accumulation in plant tissues (Broadley et al., 2007; Marschner, 2012; Landi et al., 2013). As an essential micronutrient, zinc has broad functions in trees, from structural and catalytic to transcriptional regulation (Broadley et al., 2007; Marschner 2012). Reduced LP levels and hydrogen peroxide concentration were observed in soybean following Zn application, confirming its important role in mitigating oxidative stress under unfavorable conditions (Weisany et al., 2012). Boron is required for the stabilization of biomembranes, and it may protect them from ROS-induced damage (Cakmak and Römheld, 1997). Saadati et al. (2013) reported an increased phenolic content after the foliar application of B and Zn on olive trees during fruit ripening for two productive seasons. In both leaf and kernel, leaf B and Zn were negatively correlated with LP in all programs, which highlights the importance of both elements in decreasing damage of biomembranes in the plant tissues. However, the impact of B and Zn concentrations and timing on TPC seems to be not so clear. Increased DPPH activity

especially in P3, in both B+Zn treatments, was not accompanied by TPE accumulation, indicating that other compounds with antioxidative properties (e.g., ascorbate) could be stimulated by B and Zn application. Further research will help to elucidate which B- and Zn-inducible compounds contribute to improving the quality of nuts. In general, all programs induced changes in relation to antioxidative metabolism of leaves and kernels; however, these effects were more evident in P3 followed by P1 and the least in P2 spraying scenario.

## CONCLUSIONS

There is little knowledge concerning B and Zn interactions on hazelnut traits planted in temperate areas such as Southern Chile. Therefore, we performed comparative analyses of B and Zn dosage and four phenological stages of their foliar application (August–March in the Austral Hemisphere). We showed that these micronutrients could be partially sprayed at the end of spring in hazelnut, enhancing the management efficiency by reducing the application frequency, water volume, and applied rates. The results confirmed that in leaves, B and Zn were greatly increased, showing higher levels than those reported by the literature in other worldwide plantation areas, although no toxicity symptoms were detected. However, only Zn was significantly increased in kernels, increasing its nutritional value as recommended by the daily amount for human consumption. The treatments differentially affected the mineral status in leaves and kernels, with increased Ca and Na concentrations in the leaves. Increased RSA and reduced level of LP was observed in B+Zn-treated leaves and kernels in P2 and P3, respectively, but were not positively associated with B or Zn in tissues. The foliar supplementation with B and Zn had better efficiency at 800 and 400 mg L<sup>-1</sup>, respectively, under programs of four (P1) or two (P3) spraying applications, on the nut yield per plant or per hectare. From the agro-environmental point of view, two applications will result in a better productive strategy impacting agro-economical management during the growing season. Hazelnut has shown a great potential to produce nutritionally well-balanced and safe food in the coming years

## REFERENCES

- Addinsoft (2021). *XLSTAT Statistical and Data Analysis Solution*. New York, NY. Available online at: <https://www.xlstat.com>
- Agrichile (2020). “Encuentro anual de avellano Europeo en Chile,” in *Meeting Annual Agrichile 2020* (Temuco: Universidad de La Frontera), 27.
- Alasalvar, C., Shahidi, F., Ohshima, T., Wanasundara, U., Yurttas, H. C., Liyanapathirana, C. M., et al. (2003). Turkish Tombul hazelnut (*Corylus avellana* L.). 2. Lipid characteristics and oxidative stability. *J. Agric. Food Chem.* 51, 3797–3805. doi: 10.1021/jf021239x
- Alidust, M., Sedaghatoor, S., and Gheshlaghi, E. A. (2020). The effect of foliar application of boron and zinc on qualitative traits of hazelnut cultivars. *Plant Physiol. Rep.* 25, 131–139. doi: 10.1007/s40502-019-00470-y
- Ascarí, L., Siniscalco, M. C., Palestini, G., Lisperguer, M. J., Huerta, E. S., De Gregorio, T., et al. (2020). Relationships between yield and pollen concentrations in Chilean hazelnut orchards. *Eur. J. Agron.* 115:126036. doi: 10.1016/j.eja.2020.126036

to improve commercial opportunities for growers in Southern Chile. In both leaves and kernels, the antioxidative capacity increased after B and Zn spraying (especially, at B<sub>800</sub>+Zn<sub>400</sub>), which may not be related to phenolic compounds.

Overall, this study contributes to understanding the effects of B and Zn spraying application in relation to phenological hazelnut phase. Knowing the correct timing and nutrient dosage is a prerequisite for obtaining the best plant performance and fruit qualitative features for future sustainable hazelnut production.

## DATA AVAILABILITY STATEMENT

The raw data supporting the conclusions of this article will be made available by the authors, without undue reservation.

## AUTHOR CONTRIBUTIONS

CM-G, DA, AL-E, and KO designed the research. CM-G, AL-E, and DA supervised the study. CM-G, AL-E, and FM analyzed the data. CM-G, AL-E, MR-D, FM, GO, and KO wrote the manuscript. All authors critically revised the manuscript and approved the final version.

## FUNDING

This study was supported by FONDECYT No. 11160762 from the Agencia Nacional de Investigación y Desarrollo (ANID) of the Chilean Government. FM was funded by the MEYS with co-financing from the EU (Grant KOROLID, CZ.02.1.01/0.0/0.0/15\_003/0000336).

## ACKNOWLEDGMENTS

We thank CORFO 16PTECF5-66647 and the technical support from the Scientific and Technological Bioresource Nucleus (BIOREN-UFRO) at the Universidad de La Frontera. Special thanks to Fundo Caracas, Frutícola Agrichile S.A.

- Bacchetta, L., Aramini, M., Zini, A., Di Giammatteo, V., Spera, D., Drogoudi, P., et al. (2013). Fatty acids and alpha-tocopherol composition in hazelnut (*Corylus avellana* L.): a chemometric approach to emphasize the quality of European germplasm. *Euphytica* 191, 57–73. doi: 10.1007/s10681-013-0861-y
- Baron, L. C., and Stebbins, R. (1981). *Growing Filberts in Oregon [Varieties, nuts, Development, Pollination, Orchard Management, Disease Control, Anisogramma anomala]*. Sofia: Extension Circular-Oregon State University.
- Beyhan, N., and Marangoz, D. (2007). An investigation of the relationship between reproductive growth and yield loss in hazelnut. *Sci. Hortic.* 113, 208–215. doi: 10.1016/j.scienta.2007.02.007
- Blomhoff, R., Carlsen, M. H., Andersen, L. F., and Jacobs, D. R., Jr. (2006). Health benefits of nuts: potential role of antioxidants for the quantification of microgram quantities of protein utilizing the principle of protein-dye binding. *Br. J. Nutr.* 96, 52–60. doi: 10.1017/BJN20061864
- Bonomelli, C., Bonilla, C., and Valenzuela, A. (2003). Efecto de la fertilización fosforada sobre el contenido de cadmio en cuatro suelos de Chile. *Pesq. Agropecu. Bras.* 38, 1179–1186. doi: 10.1590/S0100-204X2003001000007

- Broadley, M. R., White, P. J., Hammond, J. P., Zelko, I., and Lux, A. (2007). Zinc in plants. *New Phytol.* 173, 677–702. doi: 10.1111/j.1469-8137.2007.01996.x
- Brown, P. H., and Shelp, B. J. (1997). Boron mobility in plants. *Plant Soil* 193, 85–101. doi: 10.1023/A:1004211925160
- Cakmak, I., and Römheld, V. (1997). Boron deficiency-induced impairments of cellular functions in plants. *Plant Soil* 193, 71–83. doi: 10.1023/A:1004259808322
- CIREN (2002). Estudio Agroecológico. Descripciones de suelos, materiales y símbolos. IX Región. Centro de Información de Recursos Naturales. *Publicación* 122:343.
- Davarpanah, S., Tehranifar, A., Davarynejad, G., Abadía, J., and Khorasani, R. (2016). Effects of foliar applications of zinc and boron nano-fertilizers on pomegranate (*Punica granatum* cv. Ardestani) fruit yield and quality. *Sci. Hortic.* 210, 57–64. doi: 10.1016/j.scienta.2016.07.003
- Du, Z., and Bramlage, W. J. (1992). Modified thiobarbituric acid assay for measuring lipid oxidation in sugar-rich plant tissue extracts. *J. Agric. Food Chem.* 40, 1566–1570. doi: 10.1021/jf00021a018
- Erdogan, V., and Aygun, A. (2009). Effect of foliar boron application on fruit set in 'Tombul' hazelnut. *Acta Hortic.* 845, 331–336. doi: 10.17660/ActaHortic.2009.845.50
- FAOSTAT (2019). *Agriculture Data*. Available online at: <http://www.fao.org/faostat/en/#data/QC/faostat3> (accessed May 6, 2019).
- Fernández, V., and Brown, P. H. (2013). From plant surface to plant metabolism: the uncertain fate of foliar-applied nutrients. *Front. Plant Sci.* 4:289. doi: 10.3389/fpls.2013.00289
- Ferrán, X., Tous, J., Romero, A., Lloveras, J., and Pericón, J. R. (1997). Boron does not increase hazelnut fruit set and production. *Hortscience* 32, 1053–1055. doi: 10.21273/HORTSCI.32.6.1053
- García-López, J. I., Niño-Medina, G., Olivares-Sáenz, E., Lira-Saldivar, R. H., Barriga-Castro, E. D., Vázquez-Alvarado, R., et al. (2019). Foliar application of zinc oxide nanoparticles and zinc sulfate boosts the content of bioactive compounds in habanero peppers. *Plants* 8:254. doi: 10.3390/plants8080254
- Guerrero, J., Meriño-Gergichevich, C., Ogass, K., Sobarzo, V., and Alvarado, C. (2015). Quality and condition features of hazelnut (*Coryllus avellana* L.) cv. Barcelona grown in south central of Chile. *Rev. Fac. Cienc. Agrar.* 47, 1–14.
- Hanson, E. J., and Breen, P. J. (1985). Xylem differentiation and boron accumulation in 'Italian' prune flower buds. *J. Am. Soc. Hort. Sci.* 110, 566–570.
- Hosseini, S. M., Maftoun, M., Karimian, N., Ronaghi, A., and Emam, Y. (2007). Effect of zinc × boron interaction on plant growth and tissue nutrient concentration of corn. *J. Plant Nutr.* 30, 773–781. doi: 10.1080/01904160701289974
- Jakopic, J., Petkovsek, M. M., Likožar, A., Solar, A., Stampar, F., and Veberic, R. (2011). HPLC-MS identification of phenols in hazelnut (*Coryllus avellana* L.) kernels. *Food Chem.* 124, 1100–1106. doi: 10.1016/j.foodchem.2010.06.011
- Kelley, J. R. (1980). *An analysis of the effects of boron and plant growth regulators on flower development in filbert, Coryllus avellana* L. (M. S. Thesis). Oregon State University, Corvallis, OR, United States.
- Keshavarz, K., Vahdati, K., Samar, M., Azadegan, B., and Brown, P. H. (2011). Foliar application of zinc and boron improves walnut vegetative and reproductive growth. *HortTechnology* 21, 181–186. doi: 10.21273/HORTTECH.21.2.181
- Khan, A. S., Ullah, W., Malik, A. U., Ahmad, R., Saleem, B. A., and Rajwana, I. A. (2011). Leaf nutrient status, tree growth, productivity, and fruit quality of 'Feutrell's Early' Mandarin in relation to preharvest application of boron and zinc. *Hortscience* 46, S138–S139.
- Landi, M., Pardossi, A., Remorini, D., and Guidi, L. (2013). Antioxidant and photosynthetic response of a purple-leaved and a green-leave cultivar of sweet basil (*Ocimum basilicum*) to boron excess. *Environ. Exp. Bot.* 85, 64–75. doi: 10.1016/j.envexpbot.2012.08.008
- Lindsay, W. L., and Norvell, W. A. (1978). Development of a DTPA soil test for zinc, iron, manganese, and copper. *Soil Sci. Soc. Am. J.* 42, 421–428. doi: 10.2136/sssaj1978.03615995004200030009x
- Marschner, H. (2012). *Mineral Nutrition of Higher Plants, 3rd Edn.*, Vol. 89. London: Academic Press.
- Mehlenbacher, S. A. (1991). Chilling requirements of hazelnut cultivars. *Sci. Hort.* 47, 271–282. doi: 10.1016/0304-4238(91)90010-V
- Meriño-Gergichevich, C., Pacheco, E., and Reyes-Díaz, M. (2016). The effect of foliar boron spraying on the fruit features of Brigitta and Legacy highbush blueberry (*Vaccinium corymbosum*) cultivars. *Cienc. Investig. Agrar.* 43, 452–463. doi: 10.4067/S0718-16202016000300011
- Milošević, T., and Milošević, N. (2012). Cluster drop phenomenon in hazelnut (*Coryllus avellana* L.). Impact on productivity, nut traits and leaf nutrients content. *Sci. Hortic.* 148, 131–137. doi: 10.1016/j.scienta.2012.10.003
- Mukhopadhyay, M., and Mondal, T. K. (2015). Effect of zinc and boron on growth and water relations of *Camellia sinensis* (L.) O. Kuntze cv T-78. *Natl. Acad. Sci. Lett.* 38, 283–286. doi: 10.1007/s40009-015-0381-5
- Neilsen, G. H., Neilsen, D., Hogue, E. J., and Herbert, L. C. (2004). Zinc and boron nutrition management in fertigated high density apple orchards. *Can. J. Plant Sci.* 84, 823–828. doi: 10.4141/P03-153
- Nuts and Dried Fruits Statistical Yearbook (2020). *International Nut and Dried Fruit Council*. Available online at: <https://www.nutfruit.org/industry/statistics>
- Nyomora, A. M., Brown, P. H., and Freeman, M. (1997). Fall foliar-applied boron increases tissue boron concentration and nut set of almonds. *J. Amer. Soc. Hortic. Sci.* 122, 405–410. doi: 10.21273/JASHS.122.3.405
- ODEPA-CIREN (2019). *Catastro Frutícola*. Available online at: <https://www.odepa.gob.cl/estadisticas-del-sector/catastros-fruticolas/catastro-fruticolaciren-odepa>
- Ozdemir, F., and Akinci, I. (2004). Physical and nutritional properties of four major commercial Turkish hazelnut varieties. *J. Food Eng.* 63, 341–347. doi: 10.1016/j.jfoodeng.2003.08.006
- Özenc, N., and Bender Özenc, D. (2015). Nut traits and nutritional composition of hazelnut (*Coryllus avellana* L.) as influenced by zinc fertilization. *J. Sci. Food Agric.* 95, 1956–1962. doi: 10.1002/jsfa.6911
- Razzaq, K., Khan, A. S., Malik, A. U., Shahid, M., and Ullah, S. (2013). Foliar application of zinc influences the leaf mineral status, vegetative and reproductive growth, yield and fruit quality of 'Kinnow' mandarin. *J. Plant Nutr.* 36, 1479–1495. doi: 10.1080/01904167.2013.785567
- Rodríguez, J., Pinochet, D., and Matus, F. (2001). *Fertilización de los cultivos*. Santiago: LOM Ediciones, 117.
- Rodríguez, J., and Tomic, M. T. (1984). Disponibilidad de micronutrientes en andisoles y ultisoles de la Región de Los Lagos. *Cienc. Investig. Agrar.* 11, 169–178. doi: 10.7764/rcia.v11i3.1076
- Saadati, S., Moallemi, N., Mortazavi, S. M. H., and Seyyednejad, S. M. (2013). Effects of zinc and boron foliar application on soluble carbohydrate and oil contents of three olive cultivars during fruit ripening. *Sci. Hortic.* 164, 30–34. doi: 10.1016/j.scienta.2013.08.033
- Sadzawka, A., Grez, R., Carrasco, M., and Mora, M. (2004). *Métodos de Análisis de Tejidos Vegetales*. Santiago: Comisión de Normalización y Acreditación Sociedad Chilena de la Ciencia del Suelo, 53.
- Serdar, Ü., Horuz, A., and Demir, T. (2005). The effects of B-Zn fertilization on yield, cluster drop, and nuts traits in hazelnut. *J. Biol. Sci.* 5, 786–789. doi: 10.3923/jbs.2005.786.789
- Shear, C. B., and Faust, M. (1980). Nutritional ranges in deciduous tree fruits and nuts. *Hortic. Rev.* 2, 142–163. doi: 10.1002/9781118060759.ch3
- Shorrocks, V. M. (1997). The occurrence and correction of boron deficiency. *Plant Soil* 193, 121–148. doi: 10.1023/A:1004216126069
- Shrestha, G. K., Thompson, M. M., and Righetti, T. L. (1987). Foliar-applied boron increases fruit set in 'Barcelona' hazelnut. *J. Am. Soc. Hortic. Sci.* 112, 412–416.
- Silva, P. A., Rosa, E., and Haneklaus, S. H. (2003). Influence of foliar boron application on fruit set and yield of hazelnut. *J. Plant Nutr.* 26, 561–569. doi: 10.1081/PLN-120017665
- Silvestri, C., Bacchetta, L., Bellincontro, A., and Cristofori, V. (2021). Advances in cultivar choice, hazelnut orchard management and nuts storage for enhancing product quality and safety: an overview. *J. Sci. Food Agr.* 101, 27–43. doi: 10.1002/jsfa.10557
- Simşek, A., Korkmaz, D., Sedat-Velioglu, Y., and Yavuz Ataman, O. (2003). Determination of boron in hazelnut (*Coryllus avellana* L.) varieties by inductively coupled plasma optical emission spectrometry and spectrophotometry. *Food Chem.* 83, 293–296. doi: 10.1016/S0308-8146(03)00122-5
- Slinkard, K., and Singleton, V. L. (1997). Phenol analyses: automation and comparison with manual methods. *Am. J. Enol. Viticulture* 28, 49–55.
- Solar, A., and Stampar, F. (2000). Influence of boron and zinc application on flowering and nut set in 'Tonda di Giffoni' hazelnut. *V Int. Congress Hazelnut* 556, 307–312. doi: 10.17660/ActaHortic.2001.556.46



- Solar, A., and Stampar, F. (2011). Characterisation of selected hazelnut cultivars: phenology, growing and yielding capacity, market quality and nutraceutical value. *J. Sci. Food Agr.* 91, 1205–1212. doi: 10.1002/jsfa.4300
- Swietlik, D. (2002). Zinc nutrition of fruit crops. *HortTechnology* 12, 45–50. doi: 10.21273/HORTTECH.12.1.45
- Weisany, W., Sohrabi, Y., Heidari, G., Siosemardeh, A., and Ghassemi-Golezani, K. (2012). Changes in antioxidant enzymes activity and plant performance by salinity stress and zinc application in soybean ('Glycine max' L.). *Plant Omics J.* 5, 60–67.
- White, P. J., and Broadley, M. R. (2009). Biofortification of crops with seven mineral elements often lacking in human diets—iron, zinc, copper, calcium, magnesium, selenium and iodine. *New Phytol.* 182, 49–84. doi: 10.1111/j.1469-8137.2008.02738.x
- Yu, L., Haley, S., Perret, J., and Harris, M. (2002). Antioxidant properties of hard winter wheat extracts. *Food Chem.* 78, 457–461. doi: 10.1016/S0308-8146(02)00156-5
- Zhang, Y., Yan, Y., Fu, C., Li, M., and Wang, Y. A. (2016). Zinc sulfate spray increases activity of carbohydrate metabolic enzymes and regulates endogenous hormone levels in apple fruit. *Sci. Hortic.* 211, 363–368. doi: 10.1016/j.scienta.2016.09.024

**Conflict of Interest:** The authors declare that the research was conducted in the absence of any commercial or financial relationships that could be construed as a potential conflict of interest.

Copyright © 2021 Meriño-Gergichevich, Luengo-Escobar, Alarcón, Reyes-Díaz, Ondrasek, Morina and Ogass. This is an open-access article distributed under the terms of the Creative Commons Attribution License (CC BY). The use, distribution or reproduction in other forums is permitted, provided the original author(s) and the copyright owner(s) are credited and that the original publication in this journal is cited, in accordance with accepted academic practice. No use, distribution or reproduction is permitted which does not comply with these terms.