



Effect of Nitrogen Addition on Selection of Germination Trait in an Alpine Meadow on the Tibet Plateau

Kun Liu^{1*†}, Yang Liu^{1†}, Zhilong Zhang², Shiting Zhang¹, Carol C. Baskin^{3,4}, Jerry M. Baskin³, Ting Liang¹, Haiyan Bu¹, Shuxia Li¹, Tingting Zhang¹, Xianliang Cui⁵ and Sa Xiao¹

¹ State Key Laboratory of Grassland and Agro-Ecosystems, School of Life Sciences, Lanzhou University, Lanzhou, China,

² Department of Chemistry and Life Science, Gansu Normal College for Nationalities, Hezuo, China, ³ Department of Biology, University of Kentucky, Lexington, KY, United States, ⁴ Department of Plant and Soil Sciences, University of Kentucky, Lexington, KY, United States, ⁵ School of Biological and Chemical Science, Puer University, Puer, China

OPEN ACCESS

Edited by:

Peter Poschold,
University of Regensburg, Germany

Reviewed by:

Sergey Rosbakh,
University of Regensburg, Germany
Amy Elizabeth Eycott,
Nord University, Norway
Andrea Mondoni,
University of Pavia, Italy

*Correspondence:

Kun Liu
liukun@lzu.edu.cn

[†] These authors have contributed
equally to this work

Specialty section:

This article was submitted to
Functional Plant Ecology,
a section of the journal
Frontiers in Plant Science

Received: 29 November 2020

Accepted: 20 April 2021

Published: 14 May 2021

Citation:

Liu K, Liu Y, Zhang Z, Zhang S,
Baskin CC, Baskin JM, Liang T, Bu H,
Li S, Zhang T, Cui X and Xiao S (2021)
Effect of Nitrogen Addition on
Selection of Germination Trait in an
Alpine Meadow on the Tibet Plateau.
Front. Plant Sci. 12:634850.
doi: 10.3389/fpls.2021.634850

Seed germination requirements may determine the kinds of habitat in which plants can survive. We tested the hypothesis that nitrogen (N) addition can change seed germination trait-environmental filter interactions and ultimately redistribute seed germination traits in alpine meadows. We determined the role of N addition on germination trait selection in an alpine meadow after N addition by combining a 3-year N addition experiment in an alpine meadow and laboratory germination experiments. At the species level, germination percentage, germination rate (speed) and breadth of temperature niche for germination (BTN) were positively related to survival of a species in the fertilized community. In addition, community-weighted means of germination percentage, germination rate, germination response to alternating temperature and BTN increased. However, germination response to wet-cold storage (cold stratification) and functional richness of germination traits was lower in alpine meadows with high-nitrogen addition than in those with no, low and medium N addition. Thus, N addition had a significant influence on environmental filter-germination trait interactions and generated a different set of germination traits in the alpine meadow. Further, the effect of N addition on germination trait selection by environmental filters was amount-dependent. Low and medium levels of N addition had less effect on redistribution of germination traits than the high level.

Keywords: alpine meadow, germination traits, nitrogen addition, species diversity, Tibet Plateau

INTRODUCTION

Trait-based community ecology is a new approach to understanding community assembly (Díaz et al., 2004; McGill et al., 2006). Functional traits have been considered as common currency to predict the performance of species, species composition of communities and how these things shift over time and space (Larson and Funk, 2016). A trait-filter community assembly theory has been

developed and applied to help understand how environmental factors and plant traits act jointly to determine community structure (Cornwell and Ackerly, 2009; Larson and Funk, 2016). Thus, analyses of functional traits have become fundamental tools for predicting the responses of a plant community to environmental change. Although the number of studies on plant functional traits and community assembly is increasing, most of them have focused on easily measured traits (e.g., plant height, specific leaf area, and seed mass) and only a few on seed germination traits (Jiménez-Alfaro et al., 2016; Liu et al., 2018, 2020; Larson et al., 2020).

Seed germination is the earliest expressed life history trait (Donohue et al., 2010), and it can directly or indirectly affect the expression of post-germination traits that are closely related to plant fitness (Simons and Johnston, 2000; Donohue, 2002). Therefore, seed germination can potentially influence the composition of plant communities (Wu and Du, 2007; Saatkamp et al., 2019). Many factors such as light, temperature and soil moisture can affect seed dormancy-breaking and germination (Fenner and Thompson, 2005; Bewley et al., 2013; Baskin and Baskin, 2014). Generally, these factors act together to determine the timing of seed germination and thus play an important role in seedling survival (Westoby, 1981; Densmore and Zasada, 1983; Baskin and Baskin, 2014). The breadth of the temperature niche for germination and how it changes are important determinants of the seed germination season of plants in regions with seasonal temperature changes (Baskin and Baskin, 2014). For example, a wet-cold storage requirement for dormancy-break can prevent seeds from germinating soon after dispersal in autumn, thus avoiding seedling death from freezing in winter (Liu et al., 2011). Further, a fluctuating temperature requirement for germination restricts germination to vegetation gaps, thus avoiding seedling death due to shading by neighboring plants (Thompson et al., 1977; Liu et al., 2013). To some extent, environmental requirements for seed germination of a plant species are important determinants for its existence in a given community and environment (Fenner and Thompson, 2005; Larson and Funk, 2016).

Soil nitrogen (N) is an important factor that can affect plant fitness and interspecific interactions (Hautier et al., 2009; Milbau et al., 2017; Hämmerle et al., 2018). For example, N addition can increase the intensity of competition for light and result in loss of some species in grassland communities (Hautier et al., 2009). Thus, N is an important environmental filter in determining community structure and ecosystem function. Due to human activities, the concentration of atmospheric N and N deposition are increasing (Gruber and Galloway, 2008; Ackerman et al., 2019). The Tibet Plateau is experiencing serious N deposition. For example, data collected from 1990 to 2003 show a mean of $7.55 \text{ kg ha}^{-1} \text{ year}^{-1}$, a minimum of $1.08 \text{ kg ha}^{-1} \text{ year}^{-1}$ and a maximum level of $17.81 \text{ kg ha}^{-1} \text{ year}^{-1}$ of N deposition in Qinghai (on the Tibet Plateau) (Lü and Tian, 2007). It previously has been shown that this level of N deposition in Qinghai can change the species composition of alpine meadows on the Tibet Plateau (Zong et al., 2016).

With increased atmospheric N deposition and increased fertilizer use in agriculture becoming global problems, the

mechanism by which of N influences plant community structure has become an important area of research in community ecology (Niu et al., 2008; Hautier et al., 2009; Zhou et al., 2017). In particular, many studies have been done in an attempt to reveal how N addition changes natural plant community composition (Tilman, 1987; Dirkse and Martakis, 1992; Diekmann and Falkengren-Grerup, 2002). Some of them have focused on effects of N addition on interspecific competition for light and soil nutrients (Newman, 1973; Wilson and Tilman, 1993; Hautier et al., 2009) and others on how N addition influences plant functional traits and biomass allocation (Niu et al., 2008, 2009; Li et al., 2013). However, the link between germination traits and change in plant community composition due to N addition has not been explored.

Previous studies have shown that N addition has a significant effect on environmental conditions in the habitat and thus on community structure/composition (Tilman, 1987; Hobbs and Huenneke, 1992; Hautier et al., 2009). Nitrogen addition can increase nitrate (NO_3^-) and/or NH_4^+ in soil (Onipchenko et al., 2012), resulting in increased plant height and density (Tilman, 1987; Diekmann and Falkengren-Grerup, 2002). Increased plant cover can decrease daily maximum and minimum soil temperatures, maximum near-ground air temperature and magnitude of soil temperature fluctuations; however, it can increase the minimum near-ground air temperature and soil moisture (Zhao et al., 2011; Song et al., 2013). Furthermore, increased vegetation height and density can decrease solar irradiance and the red/far red ratio of light at the soil surface (Reed, 1977). All of these abiotic environmental factors can have a significant effect on seed germination (Steinbauer and Grigsby, 1957; Auchmoody, 1979; Freijns et al., 1980; Sendon et al., 1986; Pons, 1989; Liu et al., 2013) and seeding establishment (Grime, 1973; Grime et al., 1981; Fenner and Thompson, 2005). Thus, we hypothesized that N addition can change the seed germination trait-environmental filter interactions and ultimately redistribute germination traits in alpine meadows, thereby causing changes in community composition.

To test our hypothesis, we tested for shifts in seed germination traits along a N addition gradient in Tibetan alpine meadows on the Tibet Plateau. At the species level after N addition, we expected (1) a broad temperature niche for germination, and (2) a positive germination response to temperature fluctuation. At the community level after N addition, we expected germination traits that would restrict germination to time and places (gaps) free from competition for light, would be more common in grasslands but that functional diversity of seed germination would decrease.

MATERIALS AND METHODS

Study Site

The field experiment was conducted in an alpine meadow at the Research Station of Alpine Meadow and Wetland Ecosystems of Lanzhou University in Maqu ($\text{N}33^\circ 40'$, $\text{E}101^\circ 52'$, altitude 3,550 m), Gansu Province, China, on the eastern Qinghai-Tibet Plateau. Average annual precipitation (1983-2013) is 620 mm, and it occurs mainly during the short,

cool summer (Zhang et al., 2014). Mean annual temperature 2°C, and mean monthly temperature varies from -10.7°C in January to 11.7°C in July. The annual cloud-free solar radiation is ~2580 h (Luo et al., 2006). There is an average of 270 frost days per year. The alpine meadow is mainly dominated by *Anemone rivularis* (Ranunculaceae), *Carex kansuensis* (Cyperaceae), *Elymus nutans* (Poaceae), *Festuca ovina* (Poaceae), *Kobresia graminifolia* (Cyperaceae) and *Poa poophagorum* (Poaceae). All of these six species, except *P. poophagorum*, were included in our study.

Nitrogen Addition Experiment and Vegetation Sampling

Five 10 m × 6 m blocks with the same topography and slope aspect separated by 2–3 m were established in a N-limited alpine meadow (Shen et al., 2002; Luo et al., 2006) in spring 2015. In each block, we established five 2 m × 4 m plots separated by 2 m and randomly allocated a control (N₀, 0 g N m⁻² year⁻¹), low (N₁, 5 g N m⁻² year⁻¹), intermediate (N₂, 10 g N m⁻² year⁻¹) and high (N₃, 20 g N m⁻² year⁻¹) plot. Thus, each of the four fertilization treatments included five replicates. The plots were fertilized on a day with light rainfall in early May 2015, 2016, and 2017 with granular slow-release ammonium nitrate (NH₄NO₃) applied by hand. Vegetation sampling was done at the peak of the growing season (July 2017). One 50 cm × 50 cm quadrat was sampled in each plot, and the presence and abundance (number of individuals of each species) of all species within this quadrat were recorded.

Seed Collecting and Germination Experiments

Mature seeds of the 63 species found in the vegetation sample (Appendix S1) were collected at their natural dispersal time during July to October 2017. In general, seeds of each species were collected from more than 20 plants and from more than five non-fertilized grasslands located near the experimental site. If there were less than 20 plants of a species, we collected seeds from all plants of the species found. The collected seeds were used to test the three aspects of germination traits most related to plant survival in the field: (a) range of temperatures over which seeds would germinate, which can determine time during the growing season on the Tibet Plateau when seeds can germinate; (b) temperature fluctuation requirement for germination, which can restrict seed germination to vegetation gaps; and (c) cold stratification requirement for seed germination, which can determine whether seeds germinate before or after winter. There were two germination experiments. One tested the first two aspects of germination traits (experiment 1), and the other tested the third aspect of seed germination traits (experiment 2). Previous studies on the emergence of seedlings in the field have shown that most species in grasslands on the eastern Tibet Plateau have a long mean emergence time (MET, the period of time from seed dispersal to seedling emergence), indicating that seeds of most species in these communities need a period of after-ripening for germination (Cao et al., 2018). Therefore, seeds treated by after-ripening instead of fresh seeds

were used in germination experiment 1. Thus, the seeds were air dried and cleaned, and stored under warm-dry conditions at room temperatures (ca. 15°C to 20°C), until used in experiments.

Experiment 1

Germination of seeds stored under dry-warm conditions was tested in incubators (Conviron E15 Growth Chamber, controlled Environments Ltd., Winnipeg, MB, Canada) at five constant temperatures (5, 10, 15, 20 and 25°C) and at an alternating temperature regime (5/25°C, 12/12h) in darkness. At the study site in the germination season (late March to late May in spring or late August to late October in autumn), the daily temperature range is about 5–25°C near the soil surface. Thus, the above constant temperatures and alternating temperature regime were selected in our study. This germination experiment was started in mid-March (when germination begins in the field) 2018, at which time seeds were 150 to 240 days old, depending on when they were collected, and any dormancy in fresh seeds would have been broken via afterripening. For each species, there were three replicates of 50 seeds, and they were placed in Petri dishes (9-cm-diameter) on two sheets of filter paper moistened with distilled water. Germination was checked daily, at which time seeds were exposed to light for few minutes; thus, any light requirement for germination most likely was fulfilled during these exposures (Baskin and Baskin, 2014). Germinated seeds (radicle visible) were removed from the Petri dishes at each counting, and water was added to the filter paper as needed. The germination tests lasted for 60 days.

Experiment 2

To evaluate the effect of storage conditions on germination, we compared germination of seeds stored in dry-warm (at 15–20°C for 150–240 days, depending on when they were collected) and those receiving dry-warm + wet-cold (i.e., dry at room temperature for about 110–200 days depending on when they were collected and then on a moist substrate at 3°C for 40 days). For species requiring cold stratification to germinate, their main germinate season is spring (April to late May) (Cao et al., 2018), during which time the temperature ranges from 20°C in the day to 5°C at night (Liu et al., 2011). Thus, following the two storage treatments, seeds were incubated at 20°C (12 h)/5°C (12 h) in darkness for 60 days. The procedures for germination testing/monitoring were the same as those described above.

Data Analysis

For the fertilization experiment, we calculated the response of species abundance to fertilization (R_f). For the germination experiment at the species level, four germination indices were calculated: (1) germination percentage (GP); (2) germination rate (GR); (3) response of germination to alternating temperature ($R_{5/25}$); and (4) germination response to wet-cold storage (R_{wc}) (Table 1).

Three indices (Table 1) were calculated to describe the seed germination niche: BTN, breadth of temperature niche for seed germination; O_j , the extent to which a given species occupies the j th germination temperature condition ($j = 5, 10, 15, 20, 25$); P_j ,

proportion of temperature niche for seed germination at the j th temperature condition ($j = 5, 10, 15, 20, 25$).

To compare seed germination traits at the community level, community-weighted means (CWM) of these indices of germination traits were calculated by weighting these indices with species relative abundance to avoid amplifying the influence of rare species in the community (Niu et al., 2016a,c; **Table 1**). Germination trait diversity (the range and variation of germination indices in a community) was tested based on seven variables (seed germination percentage at 5, 10, 15, 20 and 25°C and response of seed germination to temperature fluctuation and wet-cold storage) using the 'dbFD' function of the R package 'FD' (Laliberté and Legendre, 2010). Three typical diversity indices (Mason et al., 2005; Villéger et al., 2008; Niu et al., 2016b) were estimated: 1) FRic, functional richness; 2) FEve, functional evenness; and 3) FDiv, functional divergence.

Beta regression, a model for response variable bounded in (0,1), was used to test the correlation of GP, GR, $R_{5/25}$, R_{wc} , BTN, O_j and P_j with R_f (Ferrari and Cribari-Neto, 2004). Simultaneously, to meet the requirements of Beta regression we removed the boundary values (i.e., -1 and 1) in the data and converted the data with $(y + 1)/2$ to shift our data interval from (-1, 1) to (0, 1) (Douma and Weedon, 2019). The Beta

regression was performed with the 'betareg' function of the R package 'betareg' (Cribari-Neto and Zeileis, 2010). Generalized linear mixed model (GLMM) was used to evaluate the effects of N addition, temperature and their interaction on community-weighted mean of each germination trait (i.e., CWM_{GP} , CWM_{GR} , $CWM_{R_{5/25}}$, $CWM_{R_{wc}}$, CWM_{BTN} , CWM_{O_j} and CMN_{P_j}) and germination trait diversity indices (FRic, FEve and FDiv), because of the lack of normality and homogeneity of the data. When GLMM was conducted, block was treated as a random variable. GLMM was conducted with the 'glmer' function of the R package 'lme4' (Bates et al., 2015) on communities with different N additions at different temperatures. Comparison of data between groups was performed by Tukey test.

To determine if shifts in seed germination traits occurred along the fertilization gradient, we used Principal Components Analysis (PCA), based on a correlation matrix, to identify species groupings or trends on the basis of comprehensive variables. CWM of 23 variables were included in PCA: CWM_{GP} at 5, 10, 15, 20 and 25°C; CWM_{GR} at 5, 10, 20 and 25°C; CWM of breadth of temperature niche for germination; CWM of occupation of temperature niche for germination at 5, 10, 15, 20 and 25°C; CWM of proportion of temperature niche for seed germination at 5, 10, 15, 20 and 25°C; CWM of $R_{5/25}$; and CWM of R_{wc} .

TABLE 1 | Indices used in this study.

Index	Meaning	Formula	Range
R_f	Response of species abundance to fertilization	$R_f = (RA_{iN_3} - RA_{iN_0}) / (RA_{iN_3} + RA_{iN_0})$ RA_{iN_3}, RA_{iN_0} : relative abundance of species i ($i = 1, 2, 3 \dots 63$) in N_3 and N_0 , respectively.	[-1, 1]
RA_i	Relative abundance of species	$RA_i = n_i / N$ n_i : abundance of species i ($i = 1, 2, 3 \dots 63$); N : total number of all species.	[0, 1]
GP	Germination percentage	$GP = (G_{fin} / n) \times 100\%$ G_{fin} : final number of germinated seeds; n : total number of seeds sown.	[0, 1]
GR	Germination rate	$GR = \sum G_j / (n \times i)$ G_j : number of germinated seeds on day i ($i = 1, 2, 3 \dots$); n : total number of seeds sown.	[0, 1]
$R_{5/25}$	Response of germination to alternating temperature	$R_{5/25} = (GP_{5/25} - GP_{15}) / (GP_{5/25} + GP_{15})$ $GP_{5/25}, GP_{15}$: germination percentage at 5/25°C and 15°C, respectively.	[-1, 1]
R_{wc}	Response of germination to wet-cold storage	$R_{wc} = (GP_{wc} - GP_{dr}) / (GP_{wc} + GP_{dr})$ GP_{wc}, GP_{dr} : germination percentage of seeds stored under wet-cold and dry-room conditions, respectively	[-1, 1]
BTN	Breadth of temperature niche for seed germination	$BTN = 1 / R \sum O_j$ R : number of temperature conditions; O_j : an index to measure the extent to which a given species occupies the j th temperature condition.	[1/R, 1] (R = 5)
O_j	Species germination temperature occupation index	$O_j = g_j / g_{max}$ g_j : germination percentage at j th temperature condition ($j = 5, 10, 15, 20, 25$); g_{max} : highest germination percentage at all temperature conditions.	[0, 1]
P_j	Proportion of germination temperature niche	$P_j = O_j / \sum O_j$ O_j : species germination temperature occupancy index.	[0, 1]
$CWM_{trait i}$	Community-weighted means of germination traits index	$CWM_{trait i} = \sum trait_i \times RA_i$ $trait_i$: germination trait index (trait = GPI, GRI, $R_{5/25}$, R_{wc} , P_j , O_j , BTN); RA_i : relative abundance of species i ($i = 1, 2, 3 \dots 63$).	(0, ∞)

PCA was conducted using the 'princomp' function of the R package 'stats' (R Core Team, 2021). All statistical analyses were conducted using R version 4.0.4.

RESULTS

Relationship Between Germination (GP and GR) and Response of Species Abundance to Nitrogen Fertilization (R_f)

Relative abundance of species along the fertilization gradient is shown in Appendix S2. The results of Beta regression analysis indicated that germination percentages at the five temperatures

TABLE 2 | Results of Beta regression models testing correlations of response of species abundance to fertilization (R_f) with germination percentage, germination rate (speed) and response of germination percentage to temperature fluctuation and wet-cold storage.

Germination index	Regression equation	z-value	P-value	R^2
GP ₅	$y = -0.96 + 1.44x$	3.286	0.001	0.263
GP ₁₀	$y = -0.83 + 1.51x$	3.382	< 0.001	0.271
GP ₁₅	$y = -0.84 + 1.34x$	3.037	0.002	0.224
GP ₂₀	$y = -1.05 + 1.41x$	3.256	0.001	0.256
GP ₂₅	$y = -1.03 + 1.34x$	2.986	0.003	0.218
GP _{5/25}	$y = -0.64 + 0.79x$	1.781	0.075	0.092
GR ₅	$y = -0.68 + 19.81x$	2.323	0.20	0.151
GR ₁₀	$y = -0.78 + 13.31x$	3.505	< 0.001	0.292
GR ₁₅	$y = -0.71 + 7.03x$	2.949	0.003	0.230
GR ₂₀	$y = -0.69 + 3.67x$	2.678	0.007	0.180
GR ₂₅	$y = -0.83 + 4.81x$	3.160	0.002	0.257
GR _{5/25}	$y = -0.63 + 7.05x$	2.182	0.029	0.129
$R_{5/25}$	$y = -0.28 + (-0.23)x$	-0.858	0.391	0.023
R_{wc}	$y = -0.29 + (-0.19)x$	-0.573	0.567	0.011

Significant P values ($P < 0.05$) are indicated in bold. GP₅, GP₁₀, GP₁₅, GP₂₀, GP₂₅ and GP_{5/25}: germination percentage at 5, 10, 15, 20, 25 and 5/25 °C, respectively; GR₅, GR₁₀, GR₁₅, GR₂₀, GR₂₅ and GR_{5/25}: germination rate at 5, 10, 15, 20, 25 and 5/25°C, respectively. $R_{5/25}$: response of germination to temperature fluctuation; R_{wc} : response of germination to wet-cold storage.

TABLE 3 | Results Generalized linear mixed model (GLMM) testing the effect of temperature (tem), fertilization gradient (fer) and their interaction on community weighted mean of germination percentage (CWM_{GP}) and of germination rate (CWM_{GR}).

Response/AIC/BIC	Fixed effects		
	χ^2	DF	P-value
CWM _{GP} /673.4/728.1	139.76	4	<0.001
Temperature	161.49	3	<0.001
Fertilization	25.12	12	0.014
temperature*fertilization			
CWM _{GR} /351.1/405.8			
Temperature	105.50	4	<0.001
Fertilization	16.48	3	<0.001
temperature*fertilization	1.97	12	0.999

Significant P values ($P < 0.05$) are indicated in bold.

(5, 10, 15, 20 and 25°C) were significantly and positively related to R_f . Germination rates of seeds at 10, 15, 20 and 25°C were significantly related to R_f (Table 2), whereas at 5°C they were not (Table 2).

GLMM indicated that both temperature (5, 10, 15, 20 and 25°C) and fertilization (N₀, N₁, N₂ and N₃) had a significant effect on community-weighted means for germination percentages and rates (CWM_{GP} and CWM_{GR}) (Table 3). There were no interaction effects between temperature and fertilization on CWM_{GP} or CWM_{GR} (Table 3). CWM_{GP} increased with increased N addition, and CWM_{GP} was significantly higher in the N₃ treatment than in the N₀ treatment (Figure 1). Only under low temperature (5 and 10°C), CWM_{GP} was significantly higher in the N₂ treatment than in the N₀ treatment (Figure 1). Similarly, CWM_{GR} increased along the fertilization gradient (except at 15°C), where there was a significant difference between N₃ and N₀ (Figure 1).

Relationship Between Germination Response to Alternating Temperature ($R_{5/25}$), Cold-wet Storage (R_{wc}) and R_f

Beta regression analysis showed no significant relationship between $R_{5/25}$ and R_f (Table 2). Neither did R_{wc} have a significant relationship with R_f (Table 2). However, at the community level GLMM showed that fertilization significantly affected CWM _{$R_{5/25}$} ($\chi^2 = 54.39$, $P < 0.001$) and CWM _{R_{wc}} ($\chi^2 = 15.29$, $P = 0.002$). The strength of the positive response of seed germination to alternating temperature was significantly higher in N₁, N₂, and N₃ treatments than in N₀ treatment (Figure 2A). In contrast, at the community level the strength of the positive response of seed germination to wet-cold storage decreased with increase in amount of N added, and CWM _{R_{wc}} was significantly lower in N₃ treatments than in N₀ treatment (Figure 2B).

Relationship Between Temperature Niche for Seed Germination (BTN) and R_f

Beta regression analysis revealed a significant positive relationship between BTN and R_f (Figure 3A), and it also showed that proportion of temperature niche for seed germination at 10°C (P₁₀) was significantly and positively related to R_f (Table 4). However, there was no significantly positive relationship between R_f and proportion of temperature niche for seed germination at the other temperatures (Table 4). The results of Beta regression analysis indicated that occupation index of seed germination for all temperature conditions (5, 10, 15, 20 and 25°C) was always significantly and positively related to R_f (Table 4). At the community level, the CWM_{BTN} of the community treated with N₃ was significantly higher than that of the control (Figure 3B). The CWM_{BTN} of the community with N₁ or N₂ did not differ significantly from N₀ or N₃ (Figure 3B).

Principal Component Analysis (PCA) of Seed Germination Strategies at Different Nitrogen Levels

Based on the CWM of 23 variables, PCA revealed some clear trends. The first two principal components (PCs) accounted for 77.98% of the variation in the data set, with the first

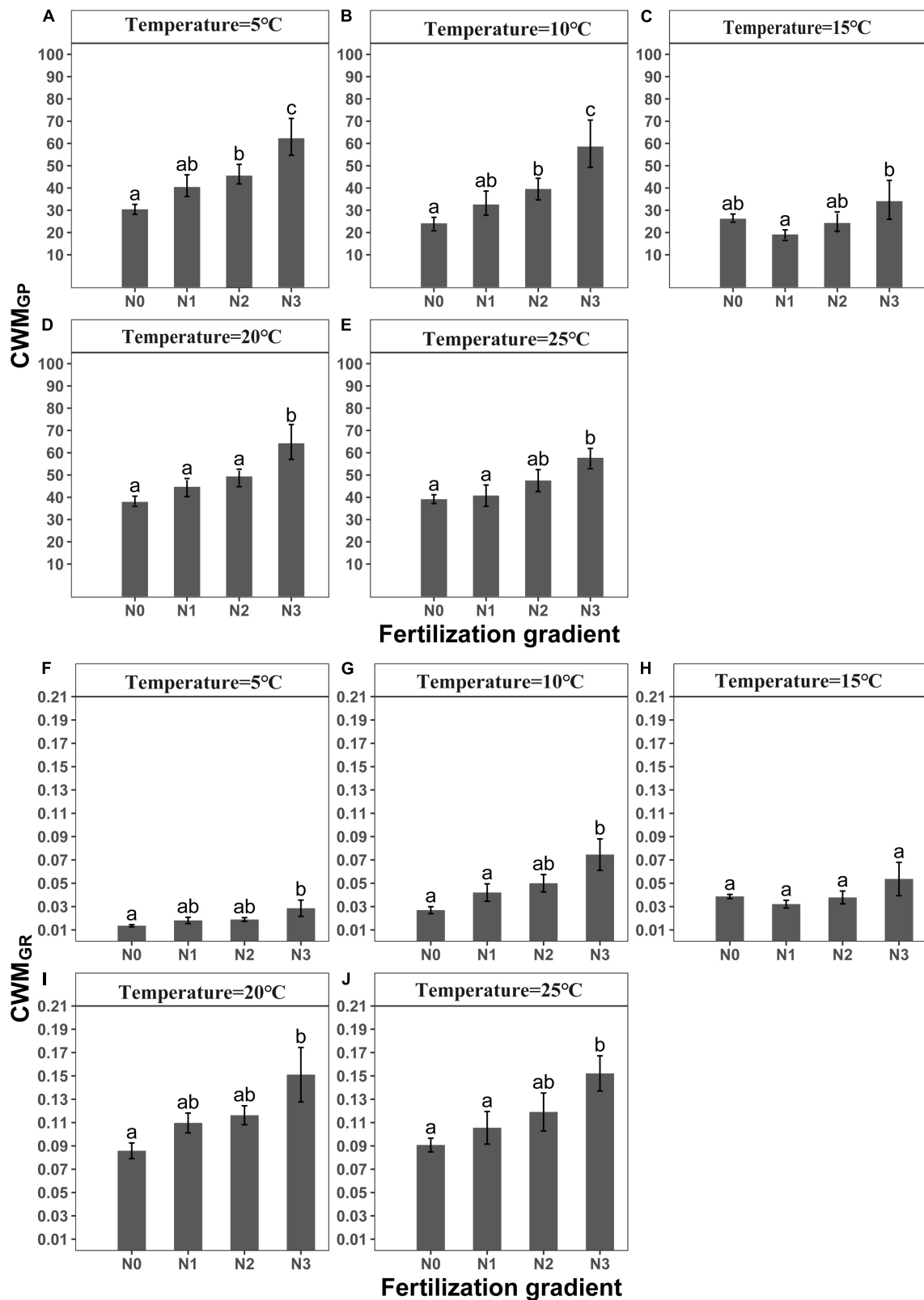


FIGURE 1 | Effects of temperature and level of nitrogen addition (N0, 0 g N m⁻² year⁻¹; N1, 5 g N m⁻² year⁻¹; N2, 10 g N m⁻² year⁻¹; N3, 20 g N m⁻² year⁻¹) on CWM_{GP} (community weighted mean of germination percentage) and (A–E) CWM_{GR} (community weighted mean of germination rate). (F–J) Different letters indicate significant differences in level of nitrogen addition ($P < 0.05$) at each temperature. Error bars are \pm SE.

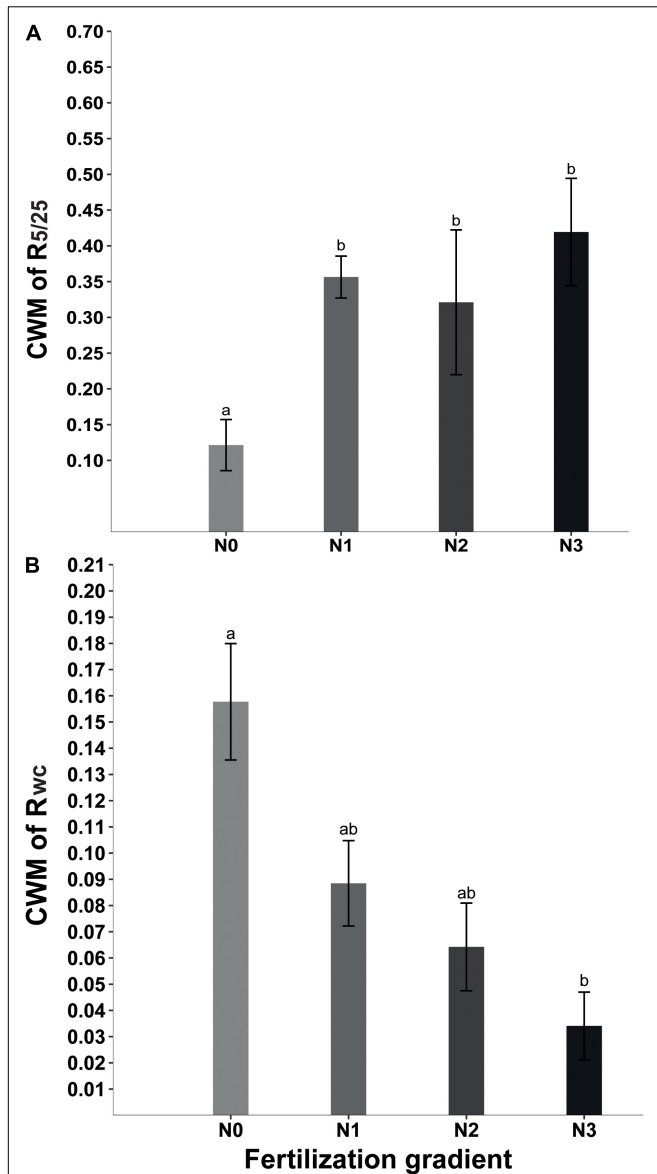


FIGURE 2 | Effect of nitrogen addition (N0, 0 g N m⁻² year⁻¹; N1, 5 g N m⁻² year⁻¹; N2, 10 g N m⁻² year⁻¹; N3, 20 g N m⁻² year⁻¹) on CWM (community weighted mean) of $R_{5/25}$ (germination response to temperature fluctuation) (A) and CWM of R_{wc} (germination response to wet-cold storage) (B). Different letters indicate significant differences ($P < 0.05$). Error bars are \pm SE.

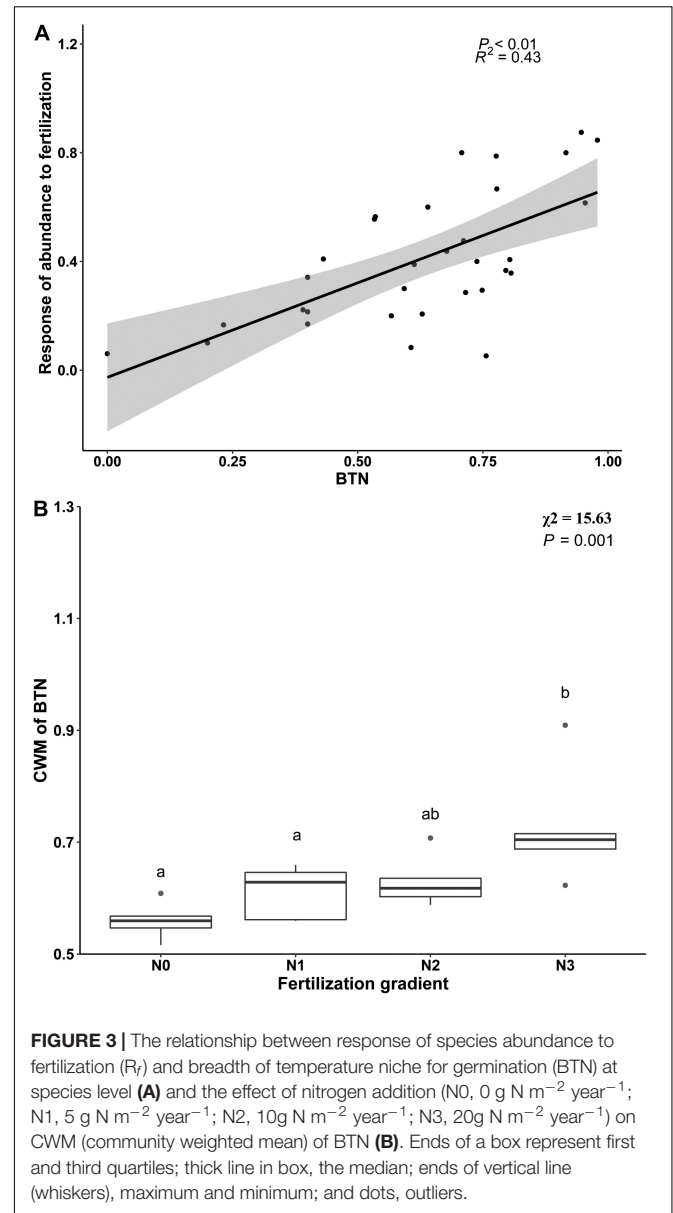


FIGURE 3 | The relationship between response of species abundance to fertilization (R_r) and breadth of temperature niche for germination (BTN) at species level (A) and the effect of nitrogen addition (N0, 0 g N m⁻² year⁻¹; N1, 5 g N m⁻² year⁻¹; N2, 10 g N m⁻² year⁻¹; N3, 20 g N m⁻² year⁻¹) on CWM (community weighted mean) of BTN (B). Ends of a box represent first and third quartiles; thick line in box, the median; ends of vertical line (whiskers), maximum and minimum; and dots, outliers.

and second PCs explaining 53.02 and 24.96% of the variation, respectively. The two PCs represent the linear combinations of variables that are highly correlated with each other (Figure 4). The three variables most positively related to the first PC are CWM_{GP5} , CWM_{P25} and CWM_{BTN} ; however, the variable most negatively related to the first PC is CWM_{RWC} . The three variables most positively related to the second PC are CWM_{O15} , CWM_{GP15} and CWM_{P15} , while the three variables most negatively related to the second PC are CWM_{P5} , $CWM_{R5/25}$ and CWM_{O25} (Figure 4). PCA revealed that shifts of germination strategies occurred along the entire fertilization

gradient and especially in the high N addition treatment (N₃) (Figure 4).

Shift in Diversity of Germination Traits Along the Nitrogen Fertilization Gradient

Germination trait diversity indices along the N fertilization gradient are shown in Appendix S3. GLMM indicated that N addition had a significant effect on FRic ($\chi^2 = 19.25$, $P < 0.001$). FRic decreased with increased N, and FRic was significantly lower in N₃ treatments than in N₀ treatment (Figure 5A). However, N addition did not have a significant effect on either FEve or FDiv ($P = 0.88$ and $P = 0.31$, respectively) (Figures 5B,C).

TABLE 4 | Results of Beta regression models testing correlations of response of species abundance to fertilization (R_f) with traits of temperature niche for germination.

Niche traits	Regression equation	z-value	P-value	R^2
O_{15}	$y = -1.06 + 1.10x$	2.530	0.011	0.202
O_{10}	$y = -1.12 + 1.68x$	4.038	<0.001	0.348
O_{15}	$y = 0.81 + 0.85x$	1.988	0.047	0.111
O_{20}	$y = -1.13 + 1.02x$	1.971	0.049	0.138
O_{25}	$y = -1.15 + 1.02x$	2.111	0.035	0.143
P_{15}	$y = -0.63 + 1.45x$	1.130	0.258	0.047
P_{10}	$y = -1.02 + 5.51x$	3.084	0.002	0.244
P_{15}	$y = -0.49 + 0.92x$	0.622	0.534	0.013
P_{20}	$y = -0.29 + (-0.26)x$	-0.252	0.801	0.003
P_{25}	$y = -0.24 + (-0.43)x$	-0.464	0.642	0.010

Significant P values ($P < 0.05$) are indicated in bold. BTN: breadth of temperature niche for germination; O_5 , O_{10} , O_{15} , O_{20} and O_{25} : occupation of temperature niche for germination at 5, 10, 15, 20 and 25°C, respectively; P_5 , P_{10} , P_{15} , P_{20} and P_{25} : proportion of temperature niche for seed germination at 5, 10, 15, 20 and 25°C, respectively.

DISCUSSION

Changes in Germination Trait Selection Due to Fertilization

Our hypothesis that changes occurring after N addition can change seed germination trait-environmental filter interactions and ultimately redistribute germination traits in the community and alter community composition was supported. At the species level, germination percentage at all temperatures, germination rate at all test temperatures except 5 °C and properties of the temperature niche for germination (BTN, P_5 , O_j) were significantly related to R_f . Analyses at the community level also indicated significant differences between CWM_{GP} , CWM_{GR} , $CWM_{R5/25}$, CWM_{Rwc} and CWM_{BTN} of the alpine meadow with high level of N addition and those without N addition. The seed germination trait richness of the alpine meadow also decreased significantly after N addition. These effects of N addition on germination trait selection by the environmental filter is amount-dependent (i.e., low and medium level of N addition had less effect than the high level).

These results indicated that N addition alters filter-trait interactions. The environmental filter in the alpine meadows after N addition tended to select germination traits such as high germination percentage, fast germination rate (speed) and an alternating temperature requirement for germination. However, other germination traits were not selected by the environment filter (N addition), resulting in a decrease of seed germination trait richness in the meadow.

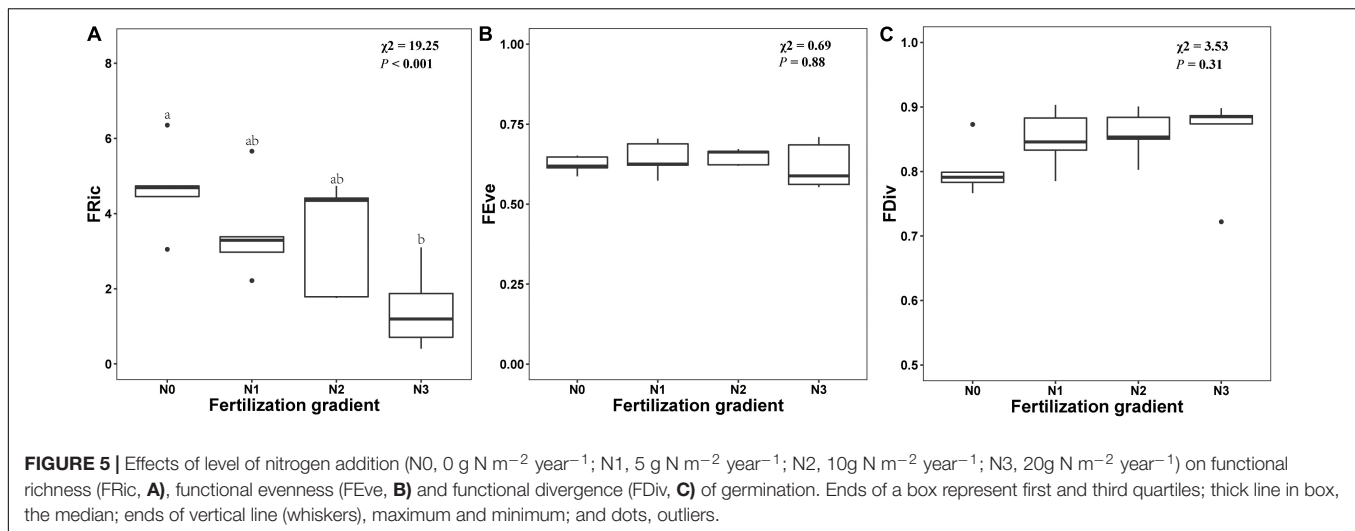
Previous studies indicated that fertilization can cause loss of biodiversity in the grassland community (Niu et al., 2008; Hautier et al., 2009). The decrease in germination traits richness in our study may provide a new explanation for biodiversity loss in grasslands. That is, the environmental filter (N fertilization) does not select for as many germination traits as found in grasslands without fertilization. Thus, grassland species with germination

traits not selected by the fertilization filter may be lost from grasslands after fertilization.

Germination Traits and Plant Survival in Alpine Meadows After Nitrogen Addition

Our research provides some evidence that seed germination traits at both the species and community levels play a role in plant survival/persistence in alpine meadows after N addition. Species with high germination percentages and rates are more likely to survive in fertilized alpine meadows than those with low germination percentages and rates. Previous studies indicated that germination traits such as high germination percentage and fast germination speed tend to be selected by a favorable environment (Baskin and Baskin, 2014). The increased plant height and density after N addition can increase soil moisture and reduce exposure to strong sunlight on the soil surface (Bakelaar and Odum, 1978; Ostertag and Verville, 2002; Fenner and Thompson, 2005; Song et al., 2013). In addition, N addition increases soil nutrition (Niu et al., 2008; Li et al., 2013). These habitat changes can promote seedling growth and survival and decrease the possibility of seedling death due to high temperature and drought conditions (Fenner and Thompson, 2005). Thus, favorable germination traits for species to occupy space and acquire resources, such as high germination percentage and fast germination speed, may be selected in fertilized alpine meadows.

Competition for light is a primary determinant of the survival of plant species in the community after N addition (Grime, 1973; Newman, 1973; Tilman, 1988). Since competition for light is plant size- and height-dependent, a newly-germinated seedling in a high-N community is at a great disadvantage with established plants in capturing light. Seed germination traits that can restrict germination to a time and place without competition for light are more likely be selected by the fertilization environmental filter in alpine meadows. Our study showed that the magnitude (slope) of the relationship between seed germination rate and response of species relative abundance to N addition is much greater at low than that at high temperatures. Thus, faster germination speed at low than at high temperature is important for survival of plant species in fertilized alpine meadows. Fast germination in early spring (when the temperature is low on the Tibet Plateau) is conducive to successful seedling establishment before the canopy of established plants becomes dense in the spring. It is a mechanism by which a plant species can avoid seedling death due to competition for light. Furthermore, the magnitude (slope) of the relationship between occupation of temperature niche for germination at low temperature (10°C) and the response of abundance to N fertilization (R_f) is larger than that at high temperature, and a proportion of germination temperature niche can positively relate to the response of abundance to fertilization (R_f), only at low temperature (10°C). These two results also prove that seed germinability at low temperatures is critical for plant species survival in fertilized alpine meadows. Previous studies also found that herbs in dense vegetation usually can germinate in early spring at low temperatures (Baskin and Baskin, 1988; Schütz, 1997; Vandeloos et al., 2009).



with a broad temperature niche for germination usually can germinate to high percentages at 5°C and 10°C, which may be beneficial for seedling establishment before the canopy becomes too dense in early spring.

CONCLUSION

Our study indicates that N addition has a significant influence on filter-trait interactions and can generate a different set of germination traits in alpine meadows. As a result, germination trait richness was decreased by N addition to the alpine meadow. In addition, the effect of N addition on germination trait selection by the environmental filter was amount-dependent (i.e., low and medium levels of N addition had less effect than the high level). A broad temperature niche, a requirement of alternating temperatures for germination, a high germination percentage and a fast germination rate, especially at low temperature, are germination traits more likely to be selected for in fertilized than in non-fertilized alpine meadows. Additional studies on the effect of N addition on seedling establishment and plant clonal reproduction at the species and community levels will help us to further evaluate the extent to which germination traits are responsible for plant survival in alpine meadows that have become N-enriched via use of N fertilizers by humans or via atmospheric N deposition.

DATA AVAILABILITY STATEMENT

The original contributions presented in the study are included in the article/**Supplementary Material**, further inquiries can be directed to the corresponding author/s.

AUTHOR CONTRIBUTIONS

KL, YL, ZZ, and SZ started the project, designed the research, KL, YL, CB, and JB made major revision of the manuscript.

KL, YL, ZZ, SZ, HB, TL, SL, and TZ performed the research. KL, YL, XC, and SX analyzed data and drafted the manuscript. All authors contributed to the article and approved the submitted version.

FUNDING

This study was supported by the National Natural Science Foundation of China (Grant nos. 31670437, 31760132), the National Key R&D Program of China (Project no. 2018YFD0502401), and the Research Fund for Scientific Program of Higher Education of Gansu Province (2017A-141).

ACKNOWLEDGMENTS

The authors thank Ziyang Liu and Jingwei Chen for help in collecting seeds.

SUPPLEMENTARY MATERIAL

The Supplementary Material for this article can be found online at: <https://www.frontiersin.org/articles/10.3389/fpls.2021.634850/full#supplementary-material>

Supplementary Appendix 1 | Germination percentages of seeds of the 63 species tested in the study. GP₅, GP₁₀, GP₁₅, GP₂₀, GP₂₅ and GP_(5/25): germination percentage at 5°C, 10°C, 15°C, 20°C, 25°C and 5/25°C, respectively; GP_{dr} and GP_{wc}: germination percentage at 5/20°C of seeds stored under day-warm condition and wet-cold conditions, respectively.

Supplementary Appendix 2 | Relative abundance of species along the nitrogen fertilization gradient. RaN0, RaN1, RaN2 and RaN3: relative abundance of species (Ra) at positions along the gradient where soil received an application of 0 (N0), 5 (N1), 10 (N2) and 20 (N3) g N m⁻² year⁻¹.

Supplementary Appendix 3 | Germination trait diversity indices (functional richness, FRic; functional evenness, FEve; and functional divergence, FDiv) at different levels of nitrogen addition along the nitrogen fertilization gradient.

REFERENCES

- Ackerman, D., Millet, D. B., and Chen, X. (2019). Global estimates of inorganic nitrogen deposition across four decades. *Glob. Biogeochem. Cycles* 33, 100–107. doi: 10.1029/2018gb005990
- Auchmoody, L. R. (1979). Nitrogen fertilization stimulates germination of dormant pin cherry seed. *Can. J. For. Res.* 9, 514–516. doi: 10.1139/x79-084
- Bakelaar, R. G., and Odum, E. P. (1978). Community and population level responses to fertilization in an old-field ecosystem. *Ecology* 59, 660–665. doi: 10.2307/1938767
- Baskin, C. C., and Baskin, J. M. (1988). Germination ecophysiology of herbaceous plant species in a temperate region. *Am. J. Bot.* 75, 286–305. doi: 10.1002/j.1537-2197.1988.tb13441.x
- Baskin, C. C., and Baskin, J. M. (2014). *Seeds: Ecology, Biogeography, and Evolution of Dormancy and Germination*, 2nd Edn. San Diego, CA: Elsevier / Academic Press.
- Bates, D., Maechler, M., Bolker, B., and Walker, S. (2015). Fitting linear mixed-effects models using lme4. *J. Stat. Softw.* 67, 1–48.
- Bewley, J. D., Bradford, K. J., Hilhorst, H. W. M., and Nonogaki, H. (2013). *Seeds: Physiology of Development, Germination and Dormancy*, 3rd Edn. New York, NY: Springer.
- Cao, S., Liu, K., Du, G., Baskin, J. M., Baskin, C. C., Bu, H., et al. (2018). Seedling emergence of 144 subalpine meadow plants: effects of phylogeny, life cycle type and seed mass. *Seed Sci. Res.* 28, 93–99. doi: 10.1017/s0960258518000028
- Cornwell, W. K., and Ackerly, D. D. (2009). Community assembly and shifts in plant trait distributions across an environmental gradient in coastal California. *Ecol. Monogr.* 79, 109–126. doi: 10.1890/07-1134.1
- Cribari-Neto, F., and Zeileis, A. (2010). Beta regression in R. *J. Stat. Softw.* 34, 1–24.
- Densmore, R., and Zasada, J. (1983). Seed dispersal and dormancy patterns in northern willows: ecological and evolutionary significance. *Can. J. Bot.* 61, 3207–3216. doi: 10.1139/b83-358
- Díaz, S., Hodgson, J. G., Thompson, K., Cabido, M., Cornelissen, J. H. C., Jalili, A., et al. (2004). The plant traits that drive ecosystems: evidence from three continents. *J. Veg. Sci.* 15, 295–304.
- Diekmann, M., and Falkengren-Grerup, U. (2002). Prediction of species response to atmospheric nitrogen deposition by means of ecological measures and life history traits. *J. Ecol.* 90, 108–120. doi: 10.1046/j.0022-0477.2001.00639.x
- Dirkse, G. M., and Martakis, G. F. P. (1992). Effect of fertilizer on bryophytes in Swedish experiments on forest fertilization. *Biol. Conserv.* 59, 155–161. doi: 10.1016/0006-3207(92)90576-9
- Donohue, K. (2002). Germination timing influences natural selection on life-history characters in *Arabidopsis thaliana*. *Ecology* 83, 1006–1016. doi: 10.1890/0012-9658(2002)083[1006:gtinso]2.0.co;2
- Donohue, K., Rubio de Casas, R., Burghardt, L., Kovach, K., and Willis, C. G. (2010). Germination, postgermination adaptation, and species ecological ranges. *Annu. Rev. Ecol. Syst.* 41, 293–319. doi: 10.1146/annurev-ecolsys-102209-144715
- Douma, J. C., and Weedon, J. T. (2019). Analysing continuous proportions in ecology and evolution: a practical introduction to beta and Dirichlet regression. *Methods Ecol. Evol.* 10, 1412–1430. doi: 10.1111/2041-210x.13234
- Fenner, M., and Thompson, K. (2005). *The Ecology of Seeds*. Cambridge: Cambridge University Press.
- Ferrari, S., and Cribari-Neto, F. (2004). Beta regression for modeling rates and proportions. *J. Appl. Stat.* 31, 799–815. doi: 10.1080/0266476042000214501
- Freijssen, A. H. J., Troelstra, S., and Kats, M. J. (1980). The effect of soil nitrate on the germination of *Cynoglossum officinalis* L. (Boraginaceae) and its ecological significance. *Acta Oecol.* 1, 71–79.
- Grime, J. P. (1973). Competitive exclusion in herbaceous vegetation. *Nature* 89, 344–347. doi: 10.1038/242344a0
- Grime, J. P., Mason, G., Curtis, A., Rodman, J., Band, S. R., Mowforth, M. A. G., et al. (1981). A comparative study of germination characteristics in a local flora. *J. Ecol.* 69, 1017–1059.
- Gruber, N., and Galloway, J. N. (2008). An earth-system perspective of the global nitrogen cycle. *Nature* 451, 293–296. doi: 10.1038/nature06592
- Hämmerle, A. I., Wessely, J., Baatar, U. O., Essl, F., Moser, D., Jiménez-Alfaro, B., et al. (2018). A new method for jointly assessing effects of climate change and nitrogen deposition on habitats. *Biol. Conserv.* 228, 52–61. doi: 10.1016/j.biocon.2018.09.014
- Hautier, Y., Niklaus, P. A., and Hector, A. (2009). Competition for light causes plant biodiversity loss after eutrophication. *Science* 324, 636–638. doi: 10.1126/science.1169640
- Hobbs, R. J., and Huenneke, L. F. (1992). Disturbance, diversity, and invasion: implications for conservation. *Conserv. Biol.* 6, 324–337. doi: 10.1046/j.1523-1739.1992.06030324.x
- Jiménez-Alfaro, B., Silveira, F. A. O., Fidelis, A., Poschod, P., and Commander, L. E. (2016). Seed germination traits can contribute better to plant community ecology. *J. Veg. Sci.* 27, 637–645. doi: 10.1111/jvs.12375
- Laliberté, E., and Legendre, P. (2010). A distance-based framework for measuring functional diversity from multiple traits. *Ecology* 91, 299–305. doi: 10.1186/1471-2164-7-206
- Larson, J. E., Anacker, B. L., Wanous, S., and Funk, J. L. (2020). Ecological strategies begin at germination: traits, plasticity and survival in the first 4 days of plant life. *Funct. Ecol.* 34, 968–979. doi: 10.1111/1365-2435.13543
- Larson, J. E., and Funk, J. L. (2016). Regeneration: an overlooked aspect of trait-based plant community assembly models. *J. Ecol.* 104, 1284–1298. doi: 10.1111/1365-2745.12613
- Li, W., Tian, F., Ren, Z., Huang, H., and Zhang, Z. (2013). Effects of grazing and fertilization on the relationship between species abundance and functional traits in an alpine meadow community on the Tibetan Plateau. *Nord. J. Bot.* 31, 247–255. doi: 10.1111/j.1756-1051.2012.01511.x
- Liu, K., Baskin, J. M., Baskin, C. C., Bu, H., Du, G., and Ma, M. (2013). Effect of diurnal fluctuating versus constant temperatures on germination of 445 species from the eastern Tibet Plateau. *PLoS One* 8:e69364. doi: 10.1371/journal.pone.0069364
- Liu, K., Baskin, J. M., Baskin, C. C., Bu, H., Liu, M., Liu, W., et al. (2011). Effect of storage conditions on germination of seeds of 489 species from high elevation grasslands of the eastern Tibet Plateau and some implications for climate change. *Am. J. Bot.* 98, 12–19. doi: 10.3732/ajb.1000043
- Liu, K., Cao, S., Du, G., Baskin, J. M., Baskin, C. C., Bu, H., et al. (2018). Linking seed germination and plant height: a case study of a wetland community on the eastern Tibet Plateau. *Plant Biol.* 20, 886–893. doi: 10.1111/plb.12845
- Liu, K., Liang, T., Qiang, W., Du, G., Baskin, J. M., Baskin, C. C., et al. (2020). Changes in seed germination strategy along the successional gradient from abandoned cropland to climax grassland in a subalpine meadow and some implications for rangeland restoration. *Agric. Ecosyst. Environ.* 289:106746. doi: 10.1016/j.agee.2019.106746
- Lü, C., and Tian, H. (2007). Spatial and temporal patterns of nitrogen deposition in China: synthesis of observational data. *J. Geophys. Res. Atmos.* 112:D22S05.
- Luo, Y. J., Qin, G. L., and Du, G. Z. (2006). Importance of assemblage-level thinning: a field experiment in an alpine meadow on the Tibet plateau. *J. Veg. Sci.* 17, 417–424. doi: 10.1111/j.1654-1103.2006.tb02462.x
- Mason, N. W. H., Mouillot, D., Lee, W. G., and Wilson, J. B. (2005). Functional richness, functional evenness and functional divergence: the primary components of functional diversity. *Oikos* 111, 112–118. doi: 10.1111/j.0030-1299.2005.13886.x
- McGill, B., Enquist, B. J., Weiher, E., and Westoby, M. (2006). Rebuilding community ecology from functional traits. *Trends Ecol. Evol.* 21, 178–185. doi: 10.1016/j.tree.2006.02.002
- Milbau, A., Vandeplas, N., Kockelbergh, F., and Nijs, I. (2017). Both seed germination and seedling mortality increase with experimental warming and fertilization in a subarctic tundra. *AoB Plants* 9:lx040. doi: 10.1093/aobpla/plx040
- Newman, E. I. (1973). Competition and diversity in herbaceous vegetation. *Nature* 244, 310–311. doi: 10.1038/244310a0
- Niu, K., Choler, P., Zhao, B., and Du, G. (2009). The allometry of reproductive biomass in response to land use in Tibetan alpine grasslands. *Funct. Ecol.* 23, 274–283. doi: 10.1111/j.1365-2435.2008.01502.x
- Niu, K., He, J., and Lechowicz, M. (2016a). Grazing-induced shifts in the community functional composition and soil nutrient availability in Tibetan alpine meadows. *J. Appl. Ecol.* 53, 1554–1564. doi: 10.1111/1365-2664.12727
- Niu, K., He, J., Zhang, S., and Lechowicz, M. J. (2016b). Grazing increases plant community functional richness but not functional divergence in Tibetan alpine meadows. *Biodiver. Conserv.* 25, 2441–2452. doi: 10.1007/s10531-015-0960-2
- Niu, K., He, J., Zhang, S., and Lechowicz, M. J. (2016c). Tradeoffs between forage quality and soil fertility: lessons from Himalayan rangelands. *Agric. Ecosyst. Environ.* 234, 31–39. doi: 10.1016/j.agee.2016.04.023

- Niu, K., Luo, Y., Chole, P., and Du, G. (2008). The role of biomass allocation strategy in diversity loss due to fertilization. *Basic Appl. Ecol.* 9, 485–493. doi: 10.1016/j.baee.2007.06.015
- Onipchenko, V. G., Makarov, M. I., Akhmetzhanova, A. A., Soudzilovskaia, N. A., Aibazova, F. U., Elkanova, M. K., et al. (2012). Alpine plant functional group responses to fertilizer addition depend on abiotic regime and community composition. *Plant Soil* 357, 103–115. doi: 10.1007/s11104-012-1146-2
- Ostertag, R., and Verville, J. H. (2002). Fertilization with nitrogen and phosphorus increases abundance of non-native species in Hawaiian montane forests. *Plant Ecol.* 162, 77–90.
- Pons, T. L. (1989). Breaking of seed dormancy by nitrate as a gap detection mechanism. *Ann. Bot.* 63, 139–143. doi: 10.1093/oxfordjournals.aob.a087716
- R Core Team (2021). *R: A Language and Environment for Statistical Computing*. Vienna: R Foundation for Statistical Computing.
- Reed, F. C. P. (1977). Plant species number, biomass accumulation and productivity of a differentially fertilized Michigan old-field. *Oecologia* 30, 43–53. doi: 10.1007/BF00344890
- Saatkamp, A., Cochrane, A., Commander, L., Guja, L. K., Jimenez-Alfaro, B., Larson, J., et al. (2019). A research agenda for seed-trait functional ecology. *New Phytol.* 221, 1764–1775. doi: 10.1111/nph.15502
- Schütz, W. (1997). Are germination strategies important for the ability of cespitose wetland sedges (*Carex*) to grow in forests? *Can. J. Bot.* 75, 1692–1699. doi: 10.1139/b97-883
- Sendon, J. W., Schenkeveld, A. J., and Verkaar, H. J. (1986). The combined effect of temperature and red:far red ratio on the germination of some short-lived chalk grassland species. *Acta Oecol.* 7, 251–259.
- Shen, Z., Chen, Z., Zhou, X., and Zhou, H. (2002). Responses of plant groups, diversity and meadow quality to high-rate N fertilization on alpine *Kobresia humilis* community. *Acta Agres. Sin.* 2, 7–17. (in Chinese with English abstract), doi: 10.1016/j.ejsobi.2015.06.003
- Simons, A. M., and Johnston, M. O. (2000). Variation in seed traits of *Lobelia inflata* (Campanulaceae): sources and fitness consequences. *Am. J. Bot.* 87, 124–132. doi: 10.2307/2656690
- Song, Y., Zhou, D., Zhang, H., Li, G., Jin, Y., and Li, Q. (2013). Effects of vegetation height and density on soil temperature variations. *Chin. Sci. Bull.* 58, 907–912. doi: 10.1007/s11434-012-5596-y
- Steinbauer, G. P., and Grigsby, B. (1957). Interaction of temperature, light and moistening agent in the germination of weed seeds. *Weeds* 5, 175–182. doi: 10.2307/4040187
- Thompson, K., Grime, J. P., and Mason, G. (1977). Seed germination in response to diurnal fluctuations of temperatures. *Nature* 267, 147–149. doi: 10.1038/267147a0
- Tilman, D. (1987). Secondary succession and the pattern of plant dominance along experimental nitrogen gradients. *Ecol. Monogr.* 57, 189–214. doi: 10.2307/2937080
- Tilman, D. (1988). *Plant Strategies and the Dynamics and Structure of Plant Communities*. Princeton, NJ: Princeton University Press.
- Vandelook, F., Lenaerts, J., and Van Assche, J. A. (2009). The role of temperature in post-dispersal embryo growth and dormancy break in seeds of *Aconitum lycoctonum* L. *Flora* 204, 536–542. doi: 10.1016/j.flora.2008.11.003
- Willéger, S., Mason, N. W. H., and Mouillot, D. (2008). New multidimensional functional diversity indices for a multifaceted framework in functional ecology. *Ecology* 89, 2290–2301. doi: 10.1890/07-1206.1
- Westoby, M. (1981). How diversified seed germination behavior is selected. *Am. Nat.* 118, 882–885. doi: 10.1086/283880
- Wilson, S. D., and Tilman, D. (1993). Plant competition and resource availability in response to disturbance and fertilization. *Ecology* 74, 599–611. doi: 10.1002/ece3.4289
- Wu, G., and Du, G. (2007). Germination is related to seed mass in grasses (Poaceae) of the eastern Qinghai-Tibetan Plateau, China. *Nord. J. Bot.* 25, 361–365. doi: 10.1111/j.0107-055x.2007.00179.x
- Zhang, Z., Niu, K., Liu, X., Jia, P., and Du, G. (2014). Linking flowering and reproductive allocation in response to nitrogen addition in an alpine meadow. *J. Plant Ecol.* 7, 231–239. doi: 10.1093/jpe/rt030
- Zhao, Y., Peth, S., Reszkowska, A., Gan, L., Krümmelbein, J., Peng, X., et al. (2011). Response of soil moisture and temperature to grazing intensity in a *Leymus chinensis* steppe, Inner Mongolia. *Plant Soil* 340, 89–102. doi: 10.1007/s11104-010-0460-9
- Zhou, X., Zhang, P., Li, H., Chu, C., Li, X., and Du, G. (2017). Different categories of biodiversity explain productivity variation after fertilization in a Tibetan alpine meadow community. *Ecol. Evol.* 7, 3464–3474. doi: 10.1002/ece3.2723
- Zong, N., Shi, P., Song, M., Zhang, X., Jing, J., and Xi, C. (2016). Nitrogen critical loads for an alpine meadow ecosystem on the Tibetan Plateau. *Environ. Manage.* 57, 531–542. doi: 10.1007/s00267-015-0626-6

Conflict of Interest: The authors declare that the research was conducted in the absence of any commercial or financial relationships that could be construed as a potential conflict of interest.

Copyright © 2021 Liu, Liu, Zhang, Zhang, Baskin, Baskin, Liang, Bu, Li, Zhang, Cui and Xiao. This is an open-access article distributed under the terms of the Creative Commons Attribution License (CC BY). The use, distribution or reproduction in other forums is permitted, provided the original author(s) and the copyright owner(s) are credited and that the original publication in this journal is cited, in accordance with accepted academic practice. No use, distribution or reproduction is permitted which does not comply with these terms.