



CO₂ Elevation and Photoperiods North of Seed Origin Change Autumn and Spring Phenology as Well as Cold Hardiness in Boreal White Birch

Binyam Tedla^{1,2}, Qing-Lai Dang^{1*} and Sahari Inoue^{1,2}

¹ Faculty of Natural Resources Management, Lakehead University, Thunder Bay, ON, Canada, ² Centre for Boreal Research, Northern Alberta Institute of Technology, Peace River, AB, Canada

OPEN ACCESS

Edited by:

Sergio Rossi,
Université du Québec à Chicoutimi,
Canada

Reviewed by:

Lei Chen,
Sichuan University, China
Ignacio García-González,
University of Santiago
de Compostela, Spain

*Correspondence:

Qing-Lai Dang
qdang@lakeheadu.ca

Specialty section:

This article was submitted to
Functional Plant Ecology,
a section of the journal
Frontiers in Plant Science

Received: 28 November 2019

Accepted: 03 April 2020

Published: 28 April 2020

Citation:

Tedla B, Dang Q-L and Inoue S
(2020) CO₂ Elevation
and Photoperiods North of Seed
Origin Change Autumn and Spring
Phenology as Well as Cold Hardiness
in Boreal White Birch.
Front. Plant Sci. 11:506.
doi: 10.3389/fpls.2020.00506

The distribution of tree species is expected to shift toward the pole in response to the climate change associated with the elevation of atmospheric CO₂ concentration [CO₂]. The shift will expose trees to a new photoperiod regime and other environmental conditions. The changes in these factors will likely have interactive effects on the ecophysiological traits of plants. This study investigated how CO₂ elevation and change in photoperiod influence the timing of bud development, leaf senescence, and cold hardiness in the fall, and bud break in the spring in boreal white birch (*Betula papyrifera* Marsh.). Seedlings were exposed to two different [CO₂] (AC = 400 μmol mol⁻¹; EC = 1000 μmol mol⁻¹) and four simulated photoperiod regimes in the greenhouse corresponding to each latitude [48 (seed origin), 52, 55, and 58°N] for two growing seasons. We found that EC advanced the initiation of leaf color change (10% leaf color change) in the fall by 23 days, but delayed the completion date of color change (90%). Leaf senescence started earlier in the photoperiods corresponding to 55 and 58°N latitude than those at 48 and 52°N latitudes under EC, but photoperiod did not affect leaf senescence under AC. Additionally, the temperature causing 50% electrolyte leakage (a measure of susceptibility to freezing damage) was more negative under the photoperiod corresponding to 55° (−46°C) and at 58°N (−60°C) under EC than at the lower latitudes (above −40°C). Budburst in the spring occurred earlier under the photoperiods corresponding to the two highest latitudes under EC, but the trend was opposite under AC. The combination of longer photoperiods and elevated [CO₂] resulted in earlier budburst in the spring and later completion of leaf senescence in the fall as well as greater cold hardiness, leading to extended growing seasons from both ends. However, the onset of leaf senescence was earlier than in other treatment combinations. Furthermore, the photoperiod effects were quite different under the ambient [CO₂]. Our results suggest that it is extremely important to consider the complex interactions of [CO₂] and photoperiod in planning latitudinal seed transfers and in predicting the migration of boreal trees in response to climate change.

Keywords: tree migration, climate change, elevated [CO₂], photoperiod, white birch, leaf senescence, cold hardiness, phenology

INTRODUCTION

Trees in the temperate and boreal regions experience seasonal growth cessation and dormancy which allow them to withstand the adverse climate condition in the winter. The timing of the phenological events, such as growth cessation, bud set, leaf senescence, development of cold tolerance, and budburst, is a major factor influencing the fitness, survival, and geographic distribution of the species (Chuine, 2010; Richardson et al., 2013). The key environmental drivers influencing the timing of those phenological events have attracted considerable attention in the research community (Heide, 1993a,b; Korner and Basler, 2010). The phenological responses of trees to climate change have been studied extensively (Korner and Basler, 2010; Fu et al., 2014). However, the potential changes in tree phenology associated with climate change-induced migration are still poorly understood (Way and Montgomery, 2015), for instance, we still do not fully understand how the changes in photoperiod regime associated with northward migration will affect the timing of phenology, fitness, survival, and growth of boreal trees (Way and Montgomery, 2015). Generally, when a tree species or genotype moves to a higher latitude from their current location, they will be exposed to longer photoperiods in the growing season and faster rates of change in photoperiod during the transition between growing season and non-growing season (Thomas and Vince-Prue, 1997). Both the change in photoperiod and the rate of change can alter the timing and duration of phenological events (Li et al., 2003). The threshold photoperiods for triggering autumn phenological events generally occur later when a species or genotype moves to higher latitude and the change in the timing can upset the harmony between the physiological state of the tree and the local climate conditions, which can cause several damages to trees by “unseasonal” environmental stresses, such as early frosts (Velling, 1979; Way and Montgomery, 2015).

Bud dormancy is a required growth transition consisting of a sequence of events such as the termination of apical elongation, the development of resting buds, an increase in frost tolerance and leaf senescence (Thomas and Vince-Prue, 1997). Once chilling requirements fulfilled, dormancy is released to permit growth resumption when the environmental conditions become favorable. Tree species with a wide geographic range of distribution generally have evolved mechanisms to trigger phenological changes and dormancy induction when the photoperiod reaches a critical level (Howe et al., 1995; Newaz et al., 2016; Inoue et al., 2019). The critical photoperiod that triggers the shift from active growth to cold acclimation has been found to increase with latitude in *B. papyrifera* (Downs and Bevington, 1981), *B. pendula* (Li et al., 2003), and some other tree species (Howe et al., 1995). The rate of dormancy development and cold acclimation can be affected by the rate of change in photoperiod (Howe et al., 2003; Chen et al., 2012). While the shorter critical photoperiod for triggering autumn phenology in trees adapted to a lower latitude allows them to have a longer growing season at a site of higher latitude (Thomas and Vince-Prue, 1997), it will also lead to a shorter period of time for the development of cold hardiness and nutrient resorption during leaf senescence (Way and Montgomery, 2015). For example,

when a provenance of *B. pedula* is grown in a nursery at a higher latitude than that of the seed origin, the growth cessation in the fall occurs later, nutrient resorption is less complete and cold hardiness is less, leading to a high rate of mortality when the seedlings are planted in the field (Raulo, 1976; Velling, 1979). Longer photoperiods can also lead to earlier budburst in the spring, subjecting the trees to damages by spring frosts (Newaz et al., 2016). Furthermore, photoperiod can interact with other environmental factors in influencing the development of dormancy and cold hardiness (Li et al., 2015; Inoue et al., 2019; Tedla et al., 2020).

Elevated CO₂ can also affect bud phenology (Murray et al., 1994), cold hardiness (Jach et al., 2001), and leaf senescence (Taylor et al., 2008). The response in the timing of spring bud break to elevated CO₂ varies with species, ranging from advancing (Repo et al., 1996), to delaying (Murray et al., 1994), to no response (Norby et al., 2003). CO₂ elevation can also advance the timing of bud set, increase cold hardiness (Murray et al., 1994) or decrease cold hardiness (Margolis and Vézina, 1990). Growing under elevated [CO₂] can also advance leaf senescence in some species (Körner et al., 2005) but delay leaf senescence in other species (Körner et al., 2005) or have no effect in still other species (Herrick and Thomas, 2003). The wide variations in response to elevated [CO₂] among tree species further complicate the prediction of interactive effects of elevated [CO₂] and photoperiod regimes on trees. A good understanding of such interactive effects on the phenology and physiology of trees is critically important in the context of northward migration under a changing climate.

White birch (*Betula papyrifera* Marsh.) is a widely distributed birch species in North America. Generally, *Betula* spp. is known to have developed ecotypes that are adapted to the local photoperiod regime and have different photoperiods for growth cessation, dormancy induction, and cold acclimation (Li et al., 2003). This study investigates how changes in the photoperiod regime associated with climate change-induced northward migration influence the phenological responses of white birch to CO₂ elevation. We hypothesize (1) that the faster rate of change in photoperiod at a higher latitude during the transition between growing and the non-growing season will negatively impact the development of cold hardiness in the fall, (2) that the later arrival of the threshold photoperiod for triggering a phenological shift in the fall at a higher latitude will delay the development of resting buds and leaf senescence, and (3) that CO₂ elevation will alter the phenological response to photoperiod.

MATERIALS AND METHODS

Plant Material

Mature seed catkins of white birch (*B. papyrifera* Marsh) were collected from 12 natural trees in Thunder Bay (48.4215°N, 89.2619°W) in September 2016. Seeds were extracted manually, air dried and stored in plastic bags at room temperature. The seeds from all the trees were mixed. The experiment was conducted at the Lakehead University Forest Ecology Complex

in Thunder Bay. The seeds were sown in germination trays (50 × 25 cm) filled with a 1:1 (v:v) peat moss and vermiculite mixture. The day/night temperature and photoperiod during germination were set to 22/16°C and 16 h, respectively. Seedlings of relatively uniform size (2 cm average height) were transplanted into pots of 12 cm deep and 12/9.5 cm top/bottom diameter for the experiment. The growing medium was a mixture of vermiculite and peat moss (1:3, v:v).

Experimental Design

The experiment was carried out as a split-plot design. The whole plot was CO₂ concentration (AC 400 vs. EC 1000 μmol mol⁻¹). The ambient [CO₂] represents the latest reading at the time of the experiment at the Mauna Loa Observatory¹. The EC is the IPCC projected CO₂ concentration at the end of the century (Pachauri et al., 2014). Each CO₂ level was replicated twice in two independent greenhouses. There were four photoperiod regimes (split-plot) within each whole plot corresponding to 48 (seed origin), 52, 55, and 58°N latitude. There were 15 seedlings within each treatment-replicate combination. A total of 240 seedlings (2 CO₂ × 4 photoperiod × 2 replicate × 15 seedlings in each combination) were used for the study.

The CO₂ elevation was achieved using natural gas CO₂ generators (model GEN-2E; Custom Automated Products Inc., Riverside, CA, United States). The photoperiod regime in each greenhouse was set to emulate the longest of the four photoperiod treatments, and other photoperiods were obtained by shading the seedlings with black-out shade at the beginning and the end of each day. The photoperiod settings were adjusted weekly to emulate the seasonal change in photoperiod at the four latitudes. To facilitate the shading and to be consistent across all the treatments, a wooden frame was established around each split-plot. High-pressure sodium (HPS) lamps (P.L. Systems, Grimsby, ON, Canada) was used to extend the natural photoperiod when the natural day-length in the greenhouse was shorter than required. The HPS lamps provided about 600 μmol m⁻² s⁻¹ photosynthetically active radiation at the canopy level, with less blue light than sunlight but a similar R/FR ratio. The temperature in each greenhouse was set to emulate the daily temperature changes in the Thunder Bay region and ramped at 4 points (4:00, 10:00, 16:00, and 22:00). The temperature records of the past 10 years (2006–2016) were obtained from Environment Canada and the hourly averages were used as the set points. The seed origin temperature was used in the experiment with the assumption that tree species are expected to migrate poleward so that the populations remain in a similar climate as at their current location (McKenney et al., 2007, 2011). The [CO₂], light, temperature, and humidity were all controlled and monitored using an Argus Titan Environment-control system (Argus Control Systems Ltd, Vancouver, BC, Canada). The photoperiod and temperature settings were adjusted weekly to emulate the natural seasonal pattern during the growing season. The experiment was carried out for two growing cycles. The first cycle was conducted between Nov. 24, 2016, and May 2, 2017, and the environmental conditions were set to emulate

the natural environmental conditions of Jun. 7 to Nov. 15. The second cycle was between Nov. 1, 2017, and May 20, 2018, and the environmental conditions were set to emulate the natural conditions of April 26 to Nov. 12. The dates referred to hereafter are the emulated natural dates.

The volumetric water content of the growing medium was maintained above 50% of the field capacity as determined using an HH2 Moisture Meter and ML2X Theta Probe (DELTA-T DEVICES, Cambridge, United Kingdom). The seedlings were fertilized twice a week with a fertilizer solution containing 50/81/30.3 mg L⁻¹ N/P/K from April 26 to May 25; 150/65.2/125 mg L⁻¹ N/P/K from May 26 to August 30; and 50/54.3/156.3 mg L⁻¹ N/P/K from 1–25 of September (Plant Products Co Ltd, Brampton, ON, Canada). There was no fertilizer application for the remainder of the growing season. At the end of the first growing season, the seedlings were stored in a cold store (-4°C) before the initiation of the second growing season. By the end of the growing season, the seedlings set buds and cold hardened. The seedlings were moved to cold storage and kept at -4°C. After 5 months of storage, the seedlings were transplanted into bigger pots (18 cm deep, 16/14 cm top/bottom diameter) and moved back to their original treatments to start the second growing season. The average seedling height and root collar diameter were 76 and 0.9 cm, respectively, at the end of the first growing season, and 178 and 1.6 cm, respectively, at the end of the second growing season.

Observation of Bud Set and Leaf Senescence

A random sample of four seedlings per treatment combination (per replication) was used to monitor the timing of bud set and leaf senescence in August and September (emulated dates). The terminal bud development was divided into four stages: Stage 0- no terminal bud is visible; Stage 1 - bud visible for the first time; Stage 2 - bud scales are closed but are still green in color; and Stage 3 - bud-scales turn red-brown. Bud set was considered complete when the terminal bud reached stage 2. Mariën et al. (2019) have conducted an extensive comparison of different proxies to determine the timing of leaf senescence in deciduous trees and found that the measurement of chlorophyll degradation and the visual observation of leaf color change yield similar results. In this study, we determined the progress of leaf senescence by observing leaf color change every 5 days from August to November. We divided the progress into three stages: the initial stage when 10% of the leaves turned to yellow from green, intense coloration stage when 50% of the leaves changed color, and completion stage when 90% of the leaves changed color.

Cold Hardiness Test

The cold hardiness was assessed after the completion of leaf senescence at the end of each growing season using the ion-leakage technique (Sukumaran and Weiser, 1972). The top 10 cm of the main stem was taken from four seedlings per treatment combination and cut into 2-cm sections. Each section was kept in

¹<http://www.esrl.noaa.gov/gmd/ccgg/trends/index.html>

a separate 50 mL Falcon centrifuge tube with 30 mL deionized distilled water overnight. The sections were taken out of the solution and frozen progressively at -5 , -15 , -30 and -45°C in a programmable freezer (Model 45-6.8; ScienTemp Corp., Adrian, MI, United States). The freezer temperature started from $+5^{\circ}\text{C}$ and was lowered at a rate of 5°C per hour and held for 1 h after each 5°C change. 1 h after the testing temperature was reached, the samples were removed from the freezer and thawed at room temperature overnight in 30 mL of deionized distilled water. The initial electrical conductivity of the solution was measured using an Accumet AR 20 electrical conductivity meter (Fisher Scientific, Ottawa, Canada). The samples were then placed in a drying-oven at 80°C for 2 h, and the electrical conductivity was measured again. The relative electrolyte leakage (REL) due to freezing damages was calculated as a ratio of the first and second measurements of the electrical conductivity. We used a linear interpolation of REL and freezing temperature relationship to estimate the lethal temperature that caused 50% electrolyte leakage (LT_{50}).

Timing of Bud Break

The progress of spring bud break was monitored on the same seedlings that were used for the observation of bud set and leaf senescence. Since the first growing season started with seeds, this observation was only conducted in the second growing season. For each seedling, we monitored five lateral buds adjacent to the terminal bud. The observations were made visually every 2 days, from May to June. The progress of bud break was divided into seven phases according to Linkosalo and Lechowicz (2006); 1 = the bud is completely closed; 2 = the bud starts to swell, 3 = the bud scales split open; 4 = the first leaf emerges; 5 = the base and petiole of the first leaf appear; 6 = all leaves completely emerge

from the bud; and 7 = all leaves completely expand (i.e., reach full-size). The bud break of a seedling was considered complete when three or more buds reached phase 5.

Statistical Analysis

The data were analyzed using two-way ANOVA with CO_2 as the main plot and photoperiod as the sub-plot. Since the Shapiro test and residual plots showed that the data did not meet the ANOVA assumptions of normality and homogeneity, power transformation was conducted before ANOVA was carried out. Multiple comparisons were conducted when ANOVA showed a significant ($P \leq 0.05$) interaction or significant photoperiod effect. Because the sample size in this study was relatively small and thus there was a high likelihood of making a type II error (i.e., failure to detect real treatment effects), Fisher's LSD test was chosen for the multiple comparisons (Klockars and Sax, 1986). All the tests were conducted using the open-source statistical package R (Development Core Team 2018, V. 3.5.0, R).

RESULTS

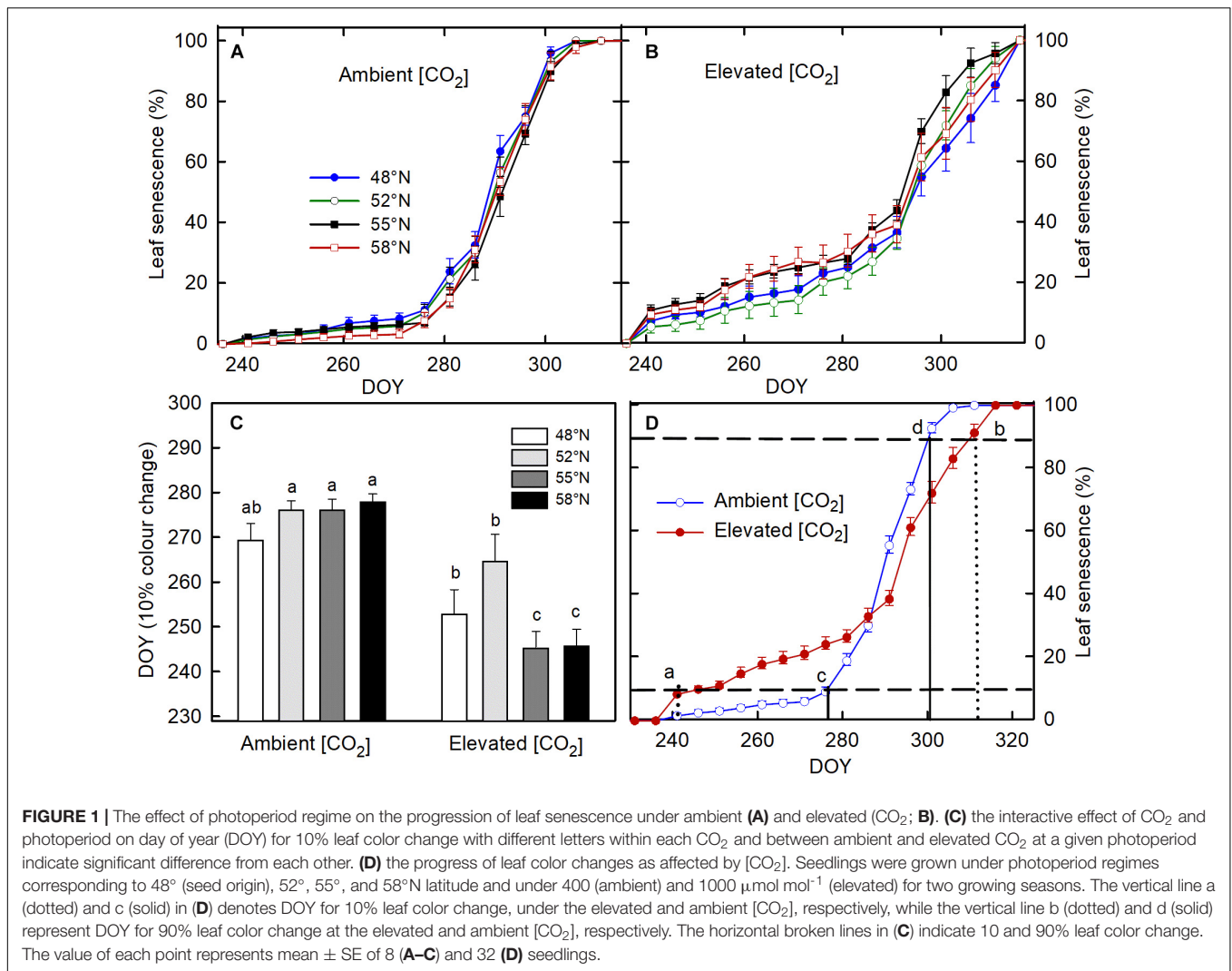
Bud Set and Leaf Senescence

None of the treatments significantly affect the timing of bud formation in either of the two growing seasons (Table 1). The bud set in all the treatment combinations was completed by 26 September (DOY = 269) in the first growing season and by 27 September (DOY = 270) in the second growing season. The CO_2 elevation, however, significantly affected the initiation, completion, and duration of leaf senescence (Table 1). Using 10% color change as an indication of leaf senescence initiation on pooled data across the photoperiod treatments, the leaf senescence under the elevated $[\text{CO}_2]$ started 23 days earlier

TABLE 1 | Summary of analyses of variance (F -test statistics, p values, and degree of freedom) for the effects of $[\text{CO}_2]$, photoperiod regime, and their interactions on the timing of bud formation, leaf senescence (10, 50, and 90% based on leaf color change), duration of senescence (time difference between 10 and 90% color change), cold hardiness, and bud break.

Parameters	Growing season	$[\text{CO}_2]$		Photoperiod		$[\text{CO}_2] \times \text{Photoperiod}$	
		F	p	F	p	F	p
Bud formation	First	0.78	0.47	0.93	0.461	0.34	0.782
	Second	0.02	0.902	1.80	0.248	0.74	0.564
10% leaf color change	First	0.31	0.636	1.14	0.406	0.38	0.774
	Second	10.64	0.083	5.27	0.041	6.65	0.025
50% leaf color change	First	1.08	0.409	0.24	0.864	1.42	0.327
	Second	2.48	0.256	0.09	0.963	0.79	0.543
90% leaf color change	First	0.21	0.693	0.25	0.859	0.35	0.795
	Second	23.29	0.040	0.43	0.74	1.23	0.378
Duration of senescence	First	0.08	0.799	1.41	0.329	1.42	0.326
	Second	24.53	0.038	3.84	0.076	3.07	0.113
Cold hardiness	First	4.69	0.163	2.15	0.195	0.61	0.635
	Second	0.26	0.693	11.64	0.009	6.58	0.038
Bud break	Second	3.75	0.193	0.26	0.852	15.29	0.003
df			(df = 1)		(df = 3)		(df = 3)

Seedlings were subjected to two different $[\text{CO}_2]$ (400 and $1000 \mu\text{mol mol}^{-1}$) and four photoperiod regimes (corresponding to 48, 52, 55, and 58°N latitude) for two growing seasons in environment-controlled greenhouses. Probabilities ≤ 0.05 are in bold.



but completed 7 days later than under the ambient (CO₂; **Figure 1D**). The duration of the leaf senescence process was much longer under the elevated than ambient CO₂, 65 days versus 25 days (**Figure 1D**). Furthermore, differences among different photoperiod treatments in the time course of leaf senescence tended to be greater under the elevated than the ambient CO₂ (**Figures 1A,B**). Leaf senescence initiated earlier under the longer photoperiods corresponding to 55 and 58°N latitude than under the shorter photoperiods at 48 and 52°N latitude under the elevated [CO₂], no such a difference occurred under the ambient (CO₂; **Table 1** and **Figure 1C**).

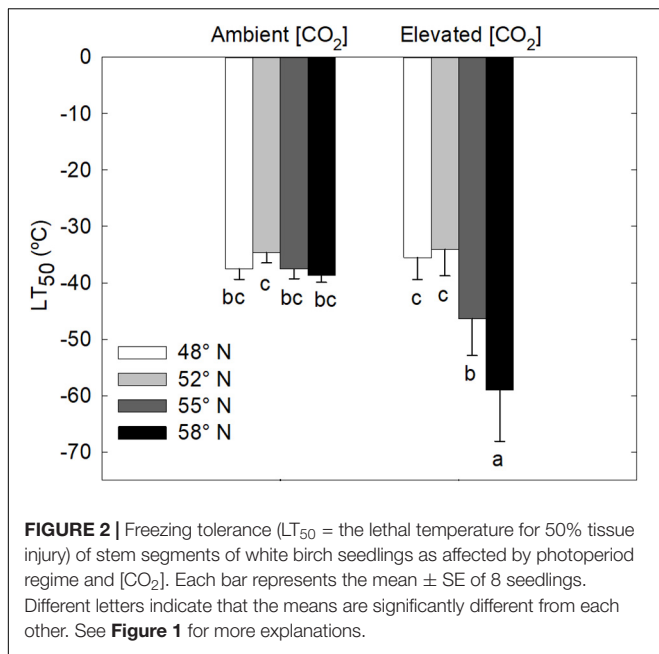
Cold Hardiness

LT₅₀ was significantly affected by the [CO₂] – photoperiod interaction in the second growing season but not in the first growing season (**Table 1** and **Figure 2**). The CO₂ elevation substantially increased the cold hardiness only at the two higher latitudes (55 and 58°N): the average LT₅₀ was –60°C at 58°N and –46°C at 55°N while the average LT₅₀ was less than –40 in all other treatment combinations (**Figure 2**). Furthermore,

LT₅₀ was significantly and substantially more negative at the two high than at the two low latitudes under the elevated CO₂ while photoperiod had no significant effect on LT₅₀ under the ambient CO₂ (**Figure 2**). In other words, under the elevated CO₂, the seedlings endured much colder freezing temperatures under the photoperiod regimes corresponding to the two higher than those corresponding to the two lower latitudes.

Bud Break in the Spring

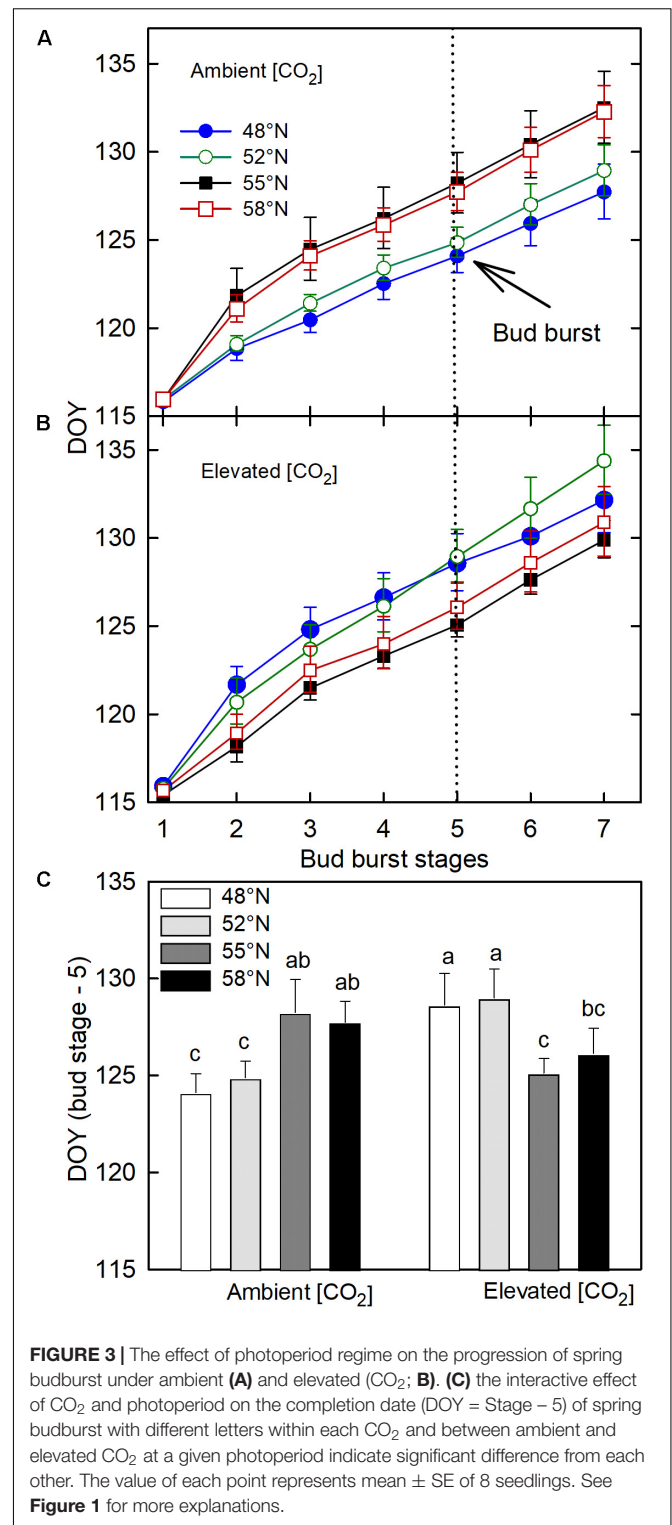
The CO₂ – photoperiod interaction significantly affected the number of days required to reach each phase of bud break (**Table 1**): under the ambient CO₂, the seedlings grown under the photoperiod regimes of 55 and 58°N latitude broke their buds much slower than those grown under the two shorter photoperiod regimes (**Figure 3A**); under the elevated [CO₂], however, the trend was the opposite (**Figure 3B**). The average date for reaching stage-5 of the bud burst in the two long photoperiods was 5 May (125 DOY) under elevated [CO₂] and was 8 May (DOY = 128) under ambient (CO₂; **Figure 3C**). However, no significant differences were found between the



photoperiod regime of the seed origin and that at 52°N latitude or between 55 and 58°N (**Figure 3C**). Furthermore, the CO_2 elevation significantly delayed budburst at the photoperiod regimes corresponding to the two lower latitudes (48 and 52°N), significantly advanced it at 55°N, but had no significant effect at 58°N (**Figure 3C**).

DISCUSSION

The most interesting finding of this study is that the CO_2 elevation had different effects at different stages of leaf senescence. Elevated CO_2 advanced the initiation of color change in the fall by an average of 23 days, but delayed the completion of leaf senescence, lengthening the process of leaf senescence. For deciduous trees, chlorophyll degradation is the first key stage of the leaf senescence process when resources from senescing leaves are resorbed and stored in the tree (Keskitalo et al., 2005). During the initial stage of leaf senescence, photosynthetic assimilates provide the energy needed for the dismantling process (Keskitalo et al., 2005). Therefore, any edaphic or environmental factor that accelerates leaf coloration can shorten the period of photosynthesis and reduce nutrient resorption (Richardson et al., 2010). In contrast, delays in the completion of leaf senescence could prolong the duration of carbon fixation and favor more completion resorption of nutrients (Richardson et al., 2010). However, it is unknown how much the delayed senescence can contribute to the net primary productivity and nutrient resorption in *Betulla* spp. (Goulden et al., 1996) or how much of the positive effect is offset by decreases in photosynthesis associated with the earlier start of leaf senescence. Any increase in carbon fixation after growth cessation can have a positive effect on bud development, winter storage, and spring leaf-out (Horwath et al., 1994). However, the delayed completion of



leaf senescence may increase the risk of premature leaf-fall if a substantial drop in temperature occurs, which will halt the process of cold hardening and nutrient resorption, and affect the cold hardiness and growth in the following growing season (Way and Montgomery, 2015). While an earlier onset of leaf senescence

under elevated $[\text{CO}_2]$ is commonly observed in deciduous trees (Körner et al., 2005), opposite results have also been reported (Godbold et al., 2014). CO_2 elevation induced earlier onset of leaf senescence has been attributed to its indirect effect on the biochemistry and physiology of leaves (Jach et al., 2001), such as increases in starch and sugar content and decreases in nitrogen (Ainsworth and Long, 2004).

Another interesting finding is that the process of leaf senescence under the elevated $[\text{CO}_2]$ started earlier under the photoperiod regimes of the two high latitudes (55 and 58°N) than those at the two low latitudes (48 and 52°N) while no such differences occurred under the ambient $[\text{CO}_2]$. The average threshold photoperiod for the initiation of leaf senescence for all four photoperiod treatments was 11:46 h under the ambient $[\text{CO}_2]$, whereas under the elevated $[\text{CO}_2]$, the average photoperiod was 13:46 h for the photoperiod treatments of 55 and 58°N latitude and 12:35 h for the treatments of 48 and 52°N latitude. While past studies have reported consistent relationships between photoperiod and timing of leaf senescence in deciduous trees (Velling, 1979; Fracheboud et al., 2009), our study shows that photoperiod can change the timing of autumnal leaf senescence only under elevated $[\text{CO}_2]$ and CO_2 elevation can modify the relationship between leaf senescence and photoperiod. The earlier onset of leaf senescence may compromise the proper development of cold hardiness and buds. It may also reduce the tree's ability to take advantage of the favorable environmental conditions late in the summer or early fall if trees migrate to higher latitudes under a changing climate in the future. In addition to environmental controls, spring phenology can also affect the timing of phenological processes in the fall (Fu et al., 2014; Keenan and Richardson, 2015). Nonetheless, such carryover effects were not significant in this current study (data not shown). Our results suggest that the interacting effects of CO_2 elevation and photoperiod on the timing and duration of leaf senescence should be considered in studies or models on climate change-induced northward migration of boreal trees.

White birch seedlings in this study did not respond to treatments in the first growing season. In the second growing season, however, the seedlings grown under the elevated $[\text{CO}_2]$ and longer photoperiods tolerated much colder freezing temperatures. Under elevated $[\text{CO}_2]$, the LT_{50} was -46 and -60°C , respectively, for the photoperiod regimes associated with 55 and 58°N latitude while it was above -40°C for the photoperiod regimes associated with the two lower latitudes and there was no significant photoperiod effect under the ambient $[\text{CO}_2]$. Wayne et al. (1998) have found that CO_2 elevation enhanced the freezing tolerance of *B. allaghamensis* seedlings. The enhancement of freezing tolerance by CO_2 elevations may be attributable to increases in the production of carbohydrates and cryoprotective sugars (Repo et al., 1996; Gandin et al., 2011). Furthermore, the prolonged process of leaf senescence in the combinations of elevated CO_2 and longer photoperiods may indicate that those seedlings had a longer period of time to develop cold hardiness. Bigras and Bertrand (2006) have found that elevated $[\text{CO}_2]$ lead to an earlier start of fall phenological events and better frost tolerance in *Picea mariana* seedlings.

However, it is not clear why the trees in this study did not respond to the treatments.

It is interesting to note that photoperiod regimes had opposite effects on the timing of spring budburst in white birch under the two different $[\text{CO}_2]$, and the effects of $[\text{CO}_2]$ also varied with photoperiod regimes. The spring budburst in seedlings grown in the photoperiod regimes at 55 and 58°N latitude occurred earlier than those grown under the photoperiod regimes at 48 and 52°N latitude under the elevated $[\text{CO}_2]$, but the trend was the opposite under the ambient $[\text{CO}_2]$. Further, the CO_2 elevation delayed the spring budburst at the two lower latitudes while it either advanced it or had no significant impact under the photoperiod regimes at the higher latitudes. Although temperature is believed to be the primary factor controlling spring budburst, exposure to longer photoperiods can reduce the required temperature sum for budburst (Heide, 1993a,b; Basler and Körner, 2014). However, in the present study, accelerated bud break at the longer photoperiods was apparent only under the elevated $[\text{CO}_2]$. While most past studies find that CO_2 elevations have no significant effects on the timing of bud burst or other spring phenological events in trees, some studies have reported that CO_2 elevation can advance or delay spring phenology (Murray and Ceulemans, 1998). The effects of CO_2 elevation and photoperiod on the timing of spring budburst may be related to the availability of soluble sugars (Oren et al., 1988). Since both CO_2 elevation and longer photoperiod can increase the production and storage of soluble sugars (Gandin et al., 2011) and enhance freezing resistance (Repo et al., 1996), it is possible that their combination accelerates budburst in the spring. Although the earlier budburst may increase the risk of late frost damage if trees are not synchronized with the season transitions at the new location (Aitken and Hannerz, 2001), the simultaneous increase in cold hardiness in the treatment combination suggest that white birch can potentially have higher rates of growth at higher latitudes under future elevated $[\text{CO}_2]$ without increased risk of frost damages (Jach et al., 2001).

The present study emulated the seasonal changes in photoperiod associated with the latitude of the seed source and three latitudes north of the seed origin. However, we did not emulate the diurnal or seasonal changes in the quality of the light, i.e., the spectrum composition. The spectrum composition of the solar radiation at specific location changes with the time of day and season due to changes in sun angle. Some studies have indicated that the spectral composition of the light can affect plant phenology, particularly the red to far-red light (R:FR; Heide, 1993a; Olsen et al., 1997). A reduction in the R:FR ratio in the early morning and/or evening hours has been shown to control growth cessation in aspen in the fall (Olsen and Junttila, 2002) and expedite spring bud burst in *Betula pendula* (Linkosalo and Lechowicz, 2006). Therefore, this and similar studies can only shed light on the effect of changes in day-length but not changes in the quality of light. However, further studies that combine all aspects of the seasonal light regime associated with the change in latitude/photoperiod during tree migration in response to climate change are warranted.

It is believed that migration to higher latitudes will lead to longer growing seasons for trees because the threshold

photoperiod triggering leaf senescence and cold hardening in the fall will arrive later (Thomas and Vince-Prue, 1997). The results of this study suggest that the matter is more complicated. The combination of longer photoperiods and elevated $[\text{CO}_2]$ led to an earlier onset and longer-duration of senescence in the fall and earlier budburst in the spring in white birch. Therefore, the growing season was extended at both ends of the season. Furthermore, the treatment combination also resulted in greater cold hardiness in the seedlings. However, the photoperiod effects were quite different under the ambient $[\text{CO}_2]$. Our results suggest that it is extremely important to consider the complex interactions of $[\text{CO}_2]$ and photoperiod in planning latitudinal seed transfers and in predicting the migration of boreal trees in response to climate change.

DATA AVAILABILITY STATEMENT

The raw data supporting the conclusions of this manuscript will be made available by the authors, without undue reservation, to any qualified researcher.

REFERENCES

- Ainsworth, E. A., and Long, S. P. (2004). What have we learned from 15 years of free-air CO_2 enrichment (FACE)? A meta-analytic review of the responses of photosynthesis, canopy properties and plant production to rising CO_2 : tansley review. *New Phytol.* 165, 351–372. doi: 10.1111/j.1469-8137.2004.01224.x
- Aitken, S. N., and Hannerz, M. (2001). “Genecology and gene resource management strategies for conifer cold hardiness,” in *Conifer Cold Hardiness*, eds F. J. Bigras and S. J. Colombo (Cham: Springer), 23–53.
- Basler, D., and Körner, C. (2014). Photoperiod and temperature responses of bud swelling and bud burst in four temperate forest tree species. *Tree Physiol.* 34, 377–388. doi: 10.1093/treephys/tpu021
- Bigras, F. J., and Bertrand, A. (2006). Responses of *Picea mariana* to elevated CO_2 concentration during growth, cold hardening and dehardening: phenology, cold tolerance, photosynthesis and growth. *Tree Physiol.* 26, 875–888.
- Chen, J., Kallman, T., Ma, X., Gyllenstrand, N., Zaina, G., Morgante, M., et al. (2012). Disentangling the roles of history and local selection in shaping clinal variation of allele frequencies and gene expression in Norway Spruce (*Picea abies*). *Genetics* 191, 865–811. doi: 10.1534/genetics.112.140749
- Chuine, I. (2010). Why does phenology drive species distribution? *Philos. Trans. R. Soc. B Biol. Sci.* 365, 3149–3160. doi: 10.1098/rstb.2010.0142
- Downs, R. J., and Bevington, J. M. (1981). Effect of temperature and photoperiod on growth and dormancy of *Betula papyrifera*. *Am. J. Bot.* 68, 795–800. doi: 10.2307/2443185
- Fracheboud, Y., Luquez, V., Björkén, L., Sjödin, A., Tuominen, H., and Jansson, S. (2009). The control of autumn senescence in European Aspen. *Plant Physiol.* 149, 1982–1991. doi: 10.1104/pp.108.133249
- Fu, Y. S., Campioli, M., Vitasse, Y., De Boeck, H. J., Van den Berge, J., AbdElgawad, H., et al. (2014). Variation in leaf flushing date influences autumnal senescence and next year's flushing date in two temperate tree species. *Proc. Natl. Acad. Sci. U.S.A.* 111, 7355–7360.
- Gandin, A., Dizengremel, P., and Lapointe, L. (2011). Photoperiod has a stronger impact than irradiance on the source–sink relationships in the sink-limited species *Erythronium americanum*. *Botany* 89, 763–770. doi: 10.1139/b11-061
- Godbold, D., Tullus, A., Kupper, P., Söber, J., Ostonen, I., Godbold, J. A., et al. (2014). Elevated atmospheric CO_2 and humidity delay leaf fall in *Betula pendula*, but not in *Alnus glutinosa* or *Populus tremula* × *tremuloides*. *Ann. For. Sci.* 71, 831–842. doi: 10.1007/s13595-014-0382-4
- Goulden, M. L., Munger, J. W., Fan, S.-M., Daube, B. C., and Wofsy, S. C. (1996). Exchange of carbon dioxide by a deciduous forest: response to interannual climate variability. *Science* 271, 1576–1578. doi: 10.1126/science.271.5255.1576

AUTHOR CONTRIBUTIONS

BT performed the research and participated in all phases of the study. Q-LD and SI contributed to experimental design, data interpretation, manuscript writing, and discussion of ideas. All authors read and approved the final version of the manuscript.

FUNDING

This study was supported by Natural Sciences and Engineering Research Council of Canada Discovery grant to Q-LD (Project No. 203198-2013-RGPIN); and Lakehead University Graduate Assistantship to BT.

ACKNOWLEDGMENTS

We thank Ms. Joan Lee and Ms. Keri Pidgen (former and current greenhouse manager, respectively) for their technical support in setting up the greenhouse experiment.

- Heide, O. M. (1993a). Daylength and thermal time responses of budburst during dormancy release in some northern deciduous trees. *Physiol. Plant* 88, 531–540. doi: 10.1034/j.1399-3054.1993.880401.x
- Heide, O. M. (1993b). Dormancy release in beech buds (*Fagus sylvatica*) requires both chilling and long days. *Physiol. Plant* 89, 187–191. doi: 10.1111/j.1399-3054.1993.tb01804.x
- Herrick, J. D., and Thomas, R. B. (2003). Leaf senescence and late-season net photosynthesis of sun and shade leaves of overstory sweetgum (*Liquidambar styraciflua*) grown in elevated and ambient carbon dioxide concentrations. *Tree Physiol.* 23, 109–118.
- Horwath, W. R., Pregitzer, K. S., and Paul, E. A. (1994). 14C Allocation in tree–soil systems. *Tree Physiol.* 14, 1163–1176. doi: 10.1093/treephys/14.10.1163
- Howe, G. T., Aitken, S. N., Neale, D. B., Jermstad, K. D., Wheeler, N. C., and Chen, T. H. (2003). From genotype to phenotype: unraveling the complexities of cold adaptation in forest trees. *Can. J. Bot.* 81, 1247–1266. doi: 10.1139/b03-141
- Howe, G. T., Hackett, W. P., Furnier, G. R., and Klevorn, R. E. (1995). Photoperiodic responses of a northern and southern ecotype of black cottonwood. *Physiol. Plant* 93, 695–708. doi: 10.1034/j.1399-3054.1995.93.0417.x
- Inoue, S., Dang, Q.-L., Man, R., and Tedla, B. (2019). Northward migration will increase growth but reduce resistance to drought-induced xylem cavitation in trembling aspen. *Botany* 97, 627–638. doi: 10.1139/cjb-2019-0099
- Jach, M. E., Ceulemans, R., and Murray, M. B. (2001). Impacts of greenhouse gases on the phenology of forest trees. impact carbon dioxide greenh. *Gases For. Ecosyst. CAB Int.* 16, 193–235.
- Keenan, T. F., and Richardson, A. D. (2015). The timing of autumn senescence is affected by the timing of spring phenology: implications for predictive models. *Glob. Change Biol.* 21, 2634–2641. doi: 10.1111/gcb.12890
- Keskitalo, J., Bergquist, G., Gardeström, P., and Jansson, S. (2005). A cellular timetable of autumn senescence. *Plant Physiol.* 139, 1635–1648.
- Klockars, A. J., and Sax, G. (1986). *Multiple Comparisons*. New York, NY: Sage.
- Körner, C., Asshoff, R., Bignucolo, O., Hättenschwiler, S., Keel, S. G., Peláez-Riedl, S., et al. (2005). Carbon flux and growth in mature deciduous forest trees exposed to elevated CO_2 . *Science* 309, 1360–1362.
- Körner, C., and Basler, D. (2010). Phenology under global warming. *Science* 327, 1461–1462. doi: 10.1126/science.1186473
- Li, C., Junntila, O., Ernstsén, A., Heino, P., and Palva, E. T. (2003). Photoperiodic control of growth, cold acclimation and dormancy development in silver birch (*Betula pendula*) ecotypes. *Physiol. Plant* 117, 206–212. doi: 10.1034/j.1399-3054.2003.00002.x

- Li, J., Dang, Q.-L., and Man, R. (2015). Photoperiod and nitrogen supply limit the scope of northward migration and seed transfer of *Black Spruce* in a future climate associated with doubled atmospheric CO₂ concentration. *Am. J. Plant Sci.* 06, 189–200. doi: 10.4236/ajps.2015.61022
- Linkosalo, T., and Lechowicz, M. J. (2006). Twilight far-red treatment advances leaf bud burst of silver birch (*Betula pendula*). *Tree Physiol.* 26, 1249–1256.
- Margolis, H. A., and Vézina, L.-P. (1990). Atmospheric CO₂ enrichment and the development of frost hardness in containerized black spruce seedlings. *Can. J. For. Res.* 20, 1392–1398.
- Mariën, B., Balzarolo, M., Dox, I., Leys, S., Lorène, M. J., Geron, C., et al. (2019). Detecting the onset of autumn leaf senescence in deciduous forest trees of the temperate zone. *New Phytol.* 224, 166–176. doi: 10.1111/nph.15991
- McKenney, D. W., Pedlar, J. H., Lawrence, K., Campbell, K., and Hutchinson, M. F. (2007). Potential impacts of climate change on the distribution of North American trees. *Bioscience* 57, 939–948. doi: 10.1641/B571106
- McKenney, D. W., Pedlar, J. H., Rood, R. B., and Price, D. (2011). Revisiting projected shifts in the climate envelopes of North American trees using updated general circulation models: intergenerational differences in gcm projections. *Glob. Change Biol.* 17, 2720–2730. doi: 10.1111/j.1365-2486.2011.02413.x
- Murray, M. B., and Ceulemans, R. (1998). “Will tree foliage be larger and live longer?” in *European Forests and Global Change: The Likely Impact of Rising CO₂ and Temperature*/Jarvis, eds P. G. Jarvis and A. M. Aitken (Cambridge: Cambridge University Press), 94–125.
- Murray, M. B., Smith, R. I., Leith, I. D., Fowler, D., Lee, H. S. J., Friend, A. D., et al. (1994). Effects of elevated CO₂, nutrition and climatic warming on bud phenology in Sitka spruce (*Picea sitchensis*) and their impact on the risk of frost damage. *Tree Physiol.* 14, 691–706. doi: 10.1093/treephys/14.7-8.691
- Newaz, M. S., Dang, Q.-L., and Man, R. (2016). Morphological response of Jack pine to the interactive effects of carbon dioxide, soil temperature and photoperiod. *Am. J. Plant Sci.* 7:879.
- Norby, R. J., Hartz-Rubin, J. S., and Verbrugge, M. J. (2003). Phenological responses in maple to experimental atmospheric warming and CO₂ enrichment. *Glob. Change Biol.* 9, 1792–1801. doi: 10.1111/j.1365-2486.2003.00714.x
- Olsen, J. E., and Junttila, O. (2002). Far red end-of-day treatment restores wild type-like plant length in hybrid aspen overexpressing phytochrome A. *Physiol. Plant.* 115, 448–457. doi: 10.1034/j.1399-3054.2002.1150315.x
- Olsen, J. E., Junttila, O., and Moritz, T. (1997). Long-day induced bud break in salix pentandra is associated with transiently elevated levels of GA1 and gradual increase in Indole-3-Acetic acid. *Plant Cell Physiol.* 38, 536–540. doi: 10.1093/oxfordjournals.pcp.a029202
- Oren, R., Schulze, E.-D., Werk, K. S., Meyer, J., Schneider, B. U., and Heilmeyer, H. (1988). Performance of two *Picea abies* (L.) Karst. stands at different stages of decline. *Oecologia* 75, 25–37. doi: 10.1007/BF00378810
- Pachauri, R. K., Allen, M. R., Barros, V. R., Broome, J., Cramer, W., Christ, R., et al. (2014). *Climate Change 2014: Synthesis Report. Contribution of Working Groups I, II and III to the Fifth Assessment Report of the Intergovernmental Panel on Climate Change*. Geneva: IPCC.
- Raulo, J. (1976). *Development of Betula pendula Roth progenies in northern Lapland*. Finland: Metsäntutkimuslaitos.
- Repo, T., Hänninen, H., and Kellomäki, S. (1996). The effects of long-term elevation of air temperature and CO₂ on the frost hardness of Scots pine. *Plant Cell Environ.* 19, 209–216.
- Richardson, A. D., Andy Black, T., Ciais, P., Delbart, N., Friedl, M. A., Gobron, N., et al. (2010). Influence of spring and autumn phenological transitions on forest ecosystem productivity. *Philos. Trans. R. Soc. B Biol. Sci.* 365, 3227–3246. doi: 10.1098/rstb.2010.0102
- Richardson, A. D., Keenan, T. F., Migliavacca, M., Ryu, Y., Sonnentag, O., and Toomey, M. (2013). Climate change, phenology, and phenological control of vegetation feedbacks to the climate system. *Agric. For. Meteorol.* 169, 156–173. doi: 10.1016/j.agrformet.2012.09.012
- Sukumaran, N. P., and Weiser, C. J. (1972). excised leaflet test for evaluating potato frost tolerance. *HortScience* 7, 467–468.
- Taylor, G., Tallis, M. J., Giardina, C. P., Percy, K. E., Miglietta, F., Gupta, P. S., et al. (2008). Future atmospheric CO₂ leads to delayed autumnal senescence. *Glob. Change Biol.* 14, 264–275. doi: 10.1111/j.1365-2486.2007.01473.x
- Tedla, B., Dang, Q.-L., and Inoue, S. (2020). Freeze-thaw events delay spring budburst and leaf expansion while longer photoperiods have opposite effect under different [CO₂] in white birch: advance it under elevated but delay it under ambient [CO₂]. *Environ. Exp. Bot.* 173:103982. doi: 10.1016/j.envexpbot.2020.103982
- Thomas, B., and Vince-Prue, D. (1997). *Photoperiodism in Plants*, 2 Edn. San Diego, CA: Acad. Press.
- Velling (1979). Initial development of different *Betula pendula* provenances in the seedling nursery and in field trials. *Folia For.* 379, 1–14.
- Way, D. A., and Montgomery, R. A. (2015). Photoperiod constraints on tree phenology, performance and migration in a warming world: photoperiod limits on tree climate responses. *Plant Cell Environ.* 38, 1725–1736. doi: 10.1111/pce.12431
- Wayne, P. M., Reekie, E. G., and Bazzaz, F. A. (1998). Elevated CO₂ ameliorates birch response to high temperature and frost stress: implications for modeling climate-induced geographic range shifts. *Oecologia* 114, 335–342. doi: 10.1007/s004420050455

Conflict of Interest: The authors declare that the research was conducted in the absence of any commercial or financial relationships that could be construed as a potential conflict of interest.

Copyright © 2020 Tedla, Dang and Inoue. This is an open-access article distributed under the terms of the Creative Commons Attribution License (CC BY). The use, distribution or reproduction in other forums is permitted, provided the original author(s) and the copyright owner(s) are credited and that the original publication in this journal is cited, in accordance with accepted academic practice. No use, distribution or reproduction is permitted which does not comply with these terms.