



New Genetic Insights into Pearl Millet Diversity As Revealed by Characterization of Early- and Late-Flowering Landraces from Senegal

Oumar Diack^{1,2}, Ndjido A. Kane^{2,3*}, Cecile Berthouly-Salazar^{2,4}, Mame C. Gueye⁵, Baye M. Diop⁵, Amadou Fofana⁶, Ousmane Sy⁶, Hamidou Tall⁷, Leila Zekraoui^{2,4}, Marie Piquet^{2,4}, Marie Couderc^{2,4}, Yves Vigouroux^{2,4}, Diaga Diouf^{1,2} and Adeline Barnaud^{2,4}

¹ Laboratoire Campus de Biotechnologies Végétales, Faculté des Sciences et Techniques, Université Cheikh Anta Diop de Dakar, Dakar, Senegal, ² Laboratoire Mixte International Adaptation des Plantes et Microorganismes Associés aux Stress Environnementaux, Centre de Recherche de Bel Air, Dakar, Senegal, ³ Laboratoire National de Recherches sur les Productions Végétales, Institut Sénégalais de Recherches Agricoles, Centre de Recherche de Bel Air, Dakar, Senegal, ⁴ Unité Mixte de Recherche Diversité et Adaptation des Espèces, Institut de Recherche pour le Développement, Montpellier, France, ⁵ Centre d'Etude Régional pour l'Amélioration de l'Adaptation à la Sécheresse, Institut Sénégalais de Recherches Agricoles, Thiès, Senegal, ⁶ Centre National de Recherches Agronomiques de Bambey, Institut Sénégalais de Recherches Agricoles, Bambey, Senegal, ⁷ Centre de Recherches Zootechniques de Kolda, Institut Sénégalais de Recherches Agricoles, Kolda, Senegal

OPEN ACCESS

Edited by:

Khaled Masmoudi,
Center of Biotechnology, Sfax, Tunisia

Reviewed by:

Sureshkumar Balasubramanian,
Monash University, Australia
Liwang Liu,
Nanjing Agricultural University, China

*Correspondence:

Ndjido A. Kane
ndjido.kane@sra.sn

Specialty section:

This article was submitted to
Crop Science and Horticulture,
a section of the journal
Frontiers in Plant Science

Received: 10 April 2016

Accepted: 01 May 2017

Published: 17 May 2017

Citation:

Diack O, Kane NA, Berthouly-Salazar C, Gueye MC, Diop BM, Fofana A, Sy O, Tall H, Zekraoui L, Piquet M, Couderc M, Vigouroux Y, Diouf D and Barnaud A (2017) New Genetic Insights into Pearl Millet Diversity As Revealed by Characterization of Early- and Late-Flowering Landraces from Senegal. *Front. Plant Sci.* 8:818. doi: 10.3389/fpls.2017.00818

Pearl millet (*Pennisetum glaucum* (L.) R. Br.) is a staple food and a drought-tolerant cereal well adapted to Sub-Saharan Africa agro-ecosystems. An important diversity of pearl millet landraces has been widely conserved by farmers and therefore could help coping with climate changes and contribute to future food security. Hence, characterizing its genetic diversity and population structure can contribute to better assist breeding programs for a sustainable agricultural productivity enhancement. Toward this goal, a comprehensive panel of 404 accessions were used that correspond to 12 improved varieties, 306 early flowering and 86 late-flowering cultivated landraces from Senegal. Twelve highly polymorphic SSR markers were used to study diversity and population structure. Two genes, *PgMADS11* and *PgPHYC*, were genotyped to assess their association to flowering phenotypic difference in landraces. Results indicate a large diversity and untapped potential of Senegalese pearl millet germplasm as well as a genetic differentiation between early- and late-flowering landraces. Further, a fine-scale genetic difference of *PgPHYC* and *PgMADS11* (SNP and indel, respectively) and co-variation of their alleles with flowering time were found among landraces. These findings highlight new genetic insights of pearl millet useful to define heterotic populations for breeding, genomic association panel, or crosses for trait-specific mapping.

Keywords: millet, *Pennisetum glaucum*, flowering, genetic diversity, SSR, *PgMADS11*, *PgPHYC*

INTRODUCTION

Low agricultural productivity causes food insecurity and malnutrition in Sub-Saharan Africa (SSA). This is due to climate variability, increased growth and needs of worldwide population, water demand, intensive exploitation of natural resources and environmental degradation. Therefore, better uses of natural resources could help overcoming some of these constraints and greatly contribute to improving productivity.

Pearl millet (*Pennisetum glaucum* (L.) R. Br.) is a major staple food for many SSA and Asian countries. Pearl millet is highly allogamous and mainly a rainfed crop, covering a wide range of different ecological zones and production systems. However, yield is low and variable, rarely reaching 1000 kg/ha. This is mainly explained by the limited exploitation of genetic resources and availability of improved varieties, but also by low soil fertility, drought, heat and highly variable rainfall (Waddington et al., 2010). Moreover, production is threatened by downy mildew disease, striga parasitic weed and predation by insects (Waddington et al., 2010). Characterization of crops genetic resources is a prerequisite to build up a breeding program for sustainable productivity enhancement.

Senegal is one of the top 10 pearl millet producers in the world (FAOSTAT, 2013), where farmers distinguish two main types of cultivars based on growth duration. Cultivars, called *Souna*, are sensitive to photoperiod, with a short cycle between 65 and 90 days and adapted to low (350–600 mm) rainfall regions. Cultivars, called *Sanio*, are a less photoperiod-sensitive type than *Souna*, with a long cycle between 120 and 150 days, and are adapted to high (900–1200 mm) rainfall regions. Nationwide, *Souna* type occupies nearly half the area sown to cereals (51%) while *Sanio* type, mainly cultivated in the South, represents about 15% of total millet production (ANSD, 2014).

Investigating genetic diversity and patterns of early- and late-flowering landraces is very important since flowering cycles and photoperiod sensitivity play a crucial role in the adaptation to climatic conditions. It is assumed a direct effect of selection for earliness associated with climate variations (Vigouroux et al., 2011). Genome scans and genetic association mapping have identified several genes tightly linked to adaptive traits of pearl millet in semi-arids areas. A SNP in the *Phytochrome C* locus (*PgPHYC*) and an indel variation in *PgMADS11* gene were associated with flowering time variation, annual rainfall and spike length of pearl millet (Saïdou et al., 2009; Mariac et al., 2011; Vigouroux et al., 2011). From framers point of view, distinction between early- and late-flowering landraces is very clear but it is not always associated with clear genetic differentiation (Dussert et al., 2015). Flowering time in pearl millet is derived from a common domestication event and a strong gene flow between early- and late-flowering landraces is observed (Dussert et al., 2015). The level of gene flow would depend on cycle overlapping, agricultural practices and spatial distribution (Mariac et al., 2006b; Allinne et al., 2007; Lakis et al., 2012).

Because there is a critical need for adapting local agriculture to harsher future conditions, landraces and improved varieties adaptation will mostly rely on standing genetic variation available within the cultivated compartment. Recently, phenotyping

(Sy et al., 2015) and genotyping by sequencing (Hu et al., 2015) studies were carried out on a set of Senegalese pearl millet landraces. Sampling was restricted to only one agro-ecological area of Senegal, the Groundnut Basin, and included only nine so-called intermediate-flowering landraces (flower between 75 to 100 days after sowing). Based on phenology, head architecture and grain color, these accessions were classified into three cultivar groups, indicating a morphological diversity between early flowering landraces (Sy et al., 2015). Using 83,875 single nucleotide polymorphisms (SNPs) on the same set of accessions in addition to 252 global accessions, a higher genetic diversity was observed in Senegal accessions compared to millet accessions in India, South and Western Africa (Hu et al., 2015). Any local structure was evidenced, therefore studies of loci that control the cycle length would be necessary to assess more accurately the evolution of cultivated millet varieties (Dussert et al., 2015).

Here, a fine scale sampling strategy and genetic characterization are described that differentiate early- and late-flowering landraces of Senegalese pearl millet. Using highly polymorphic SSRs markers, genetic diversity and population structure of the landraces was assessed. Allelic diversity of *PgPHYC* and *PgMADS11* genes, both linked with flowering time variation and rainfall, was further investigated (Saïdou et al., 2009; Mariac et al., 2011; Vigouroux et al., 2011).

MATERIALS AND METHODS

Plant Materials

Collects were done in 1992 and 1994 in the main areas of millet production in the Groundnut Basin as previously described (Sy et al., 2015). Geographical coordinates of these accessions were partially retrieved (88%) by using village names. Additional collects were done in 2010 and 2014 to cover pearl millet production areas, except the city of Dakar and the eastern-south area where the Niokolo-Koba Wildlife Park is located. Geographical coordinates of these new accessions were recorded using a GPS. As our focus is on local landraces, villages near major roads or markets were avoided. In total, 392 accessions were collected from 316 villages, i.e., 1.24 accessions per village on average. A panel of 404 accessions was analyzed including 12 improved varieties bred locally and widely used by farmers, 306 early flowering landraces (252 villages) and 86 late-flowering landraces (74 villages). Among the 316 villages, 10 villages were sampled with both early- and late- flowering landraces (Supplementary Table S1). Cycles were recorded following farmer interviews.

DNA Extraction and SSR Genotyping

Five seeds per accession were grown in the greenhouse 3–4 weeks according to sampling date. About 200 mg of leaf sample from one individual per accession were collected and DNA extraction was carried out using the previously described protocol (Mariac et al., 2006a). Twelve highly polymorphic microsatellites distributed throughout the pearl millet genome were used (Supplementary Table S2). These markers have been previously described (Allouis et al., 2001; Qi et al., 2001;

Budak et al., 2003; Mariac et al., 2006a). PCR reactions were performed using the Multiplex PCR Kit (Qiagen, Inc) following the recommended protocol. PCR were conducted using a thermal cycler TC-Plus (TECHNE): pre-denaturation of 95°C for 15 min then 35 cycles consisting of a denaturation step at 94°C for 30 s, annealing at 55°C for 90 s, elongation at 72°C for 60 s and a final extension at 60°C for 30 min). Four positive and four negative controls were repeated on each PCR plate. Samples were genotyped on an ABI 3130 Prism® (Applied Biosystems®) and read with Genemapper™ software (version 3.7; Applied Biosystems®).

Genetic Diversity and Population Structure Analyses

Genetic diversity, heterozygosities (expected and observed) and F-statistics were calculated using Genalex 6.5 (Peakall and Smouse, 2012). For genetic structure, a principal component analysis (PCA) using the package ade4 (Thioulouse et al., 1997) implemented in R software (R Development Core Team, 2008) was first performed. Then, population structure was investigated using STRUCTURE software 2.3.3 (Pritchard et al., 2000). Analysis was performed with the admixture model (Falush et al., 2003) with K ancestral populations ranging from 1 to 6. We used 500,000 iterations and a burn-in period of 100,000, 10 runs for each K-value were performed. The values for the number of clusters (K) were assessed according to Evanno et al. (2005) by the ($D\Delta K$) criterion and the log-likelihood ($\ln P(D|K)$) plot. Individuals were assigned to a cluster if their ancestry was higher than 70%, $q \geq 0.7$.

For spatial analysis of genetic variability, a total of 367 geo-referenced accessions including 281 early- and 86 late-flowering landraces were used. Spatial principal component analysis (sPCA) was performed using the *adegenet* package (Jombart, 2008) with R software. The spatial genetic structure was assessed using spatial autocorrelation analyses of kinship coefficients between individuals (Loiselle et al., 1995) following the standard procedure (Vekemans and Hardy, 2004) implemented in SPAGeDi version 1.2 (Hardy and Vekemans, 2002). Mean multilocus kinship coefficient values, F_{ij} , i.e., genetic similarity between individuals i and j relative to the mean genetic similarity between random individuals in the sample, were regressed on both the linear (d_{ij}) and the logarithmic ($\ln(d_{ij})$) spatial distance between individuals. This distance was calculated as the Euclidian distances using spatial coordinates. The regression slopes b_d and b_{Ld} were jointly assessed. Standard errors for the kinship coefficients were estimated using a jackknife procedure over all loci. We tested the significance of the kinship coefficients and the regression slopes b_d and b_{Ld} estimates by comparing the observed values to those obtained after 10,000 random permutations.

PgPHYC and PgMADS11 Genotyping

Polymorphisms in both genes were associated with flowering time variation (Saïdou et al., 2009; Mariac et al., 2011; Vigouroux et al., 2011). The panel of accessions was genotyped with *PgPHYC* (Acc numbers FN376885–FN377564) (Vigouroux et al., 2011)

and *PgMADS11* (Acc numbers FN552468–FN552522) (Mariac et al., 2011) to test the allelic differences in genotype frequencies between early- and late-flowering landraces.

For *PgPHYC*, a polymorphism at the 5' of the gene was assessed. A C/G SNP at that position is cleaved by PvuII restriction enzyme and therefore accessions scored as C/C, G/G and C/G according to their digestion pattern (Saïdou et al., 2009).

For *PgMADS11*, an indel polymorphism of 24 bp was assessed as previously reported (Mariac et al., 2011).

Logistic regressions between genotypes, genetic cluster, latitude and longitude for each gene were further performed.

RESULTS

Genetic Diversity of Senegalese Germplasm

The germplasm collected through this study is the most comprehensive sampling to date of landraces from Senegal (Figure 1). Genotyping data revealed a total of 101 alleles with an average of 8.4 alleles per locus (Supplementary Table S2 and Figures S1–S3). The final data set contained only 1.8% of missing data. High levels of genetic diversity characterize both groups (Table 1). Early flowering landraces presented the highest level of genetic diversity as measured by observed $H_{Obs} = 0.481$ or expected heterozygosity, $H_{Exp} = 0.567$. In contrast, improved varieties showed the lowest, with $H_{Obs} = 0.391$. For early flowering landraces, only one locus (PSMP2249) was found not to be at Hardy-Weinberg equilibrium (HWE). Two loci were not at HWE (PSMP2249 and PSMP2246) in late-flowering landraces. Groups showed low levels of inbreeding with F_{IS} values of 0.160, 0.128, and 0.258 for early and late landraces and improved varieties, respectively. Furthermore, early-, late-flowering landraces and improved varieties present 22, 8 and 1 private alleles, respectively. Low F_{ST} differentiation was found between improved varieties and early flowering landraces (0.004), between early- and late-flowering landraces (0.052) and between late-flowering landraces and improved varieties (0.063).

Population Genetic Structure

Bayesian clustering analyses showed a clear structure between early- and late-flowering landraces (Figure 2). The value of the Evanno criterion (ΔK) was the highest for $K = 2$ (Supplementary Figure S1), supporting the evidence of two major clusters. A total of 89% of the early flowering landraces were assigned to a single cluster, and 90% of the late-flowering landraces were assigned to the other cluster. Thirty-four accessions of early- and nine of late-flowering landraces were misassigned ($q < 0.7$), but showed intermediate ancestries. For the 10 villages where both early- and late-flowering landraces were sampled, all accessions of similar phenotype were assigned to their respective cluster.

Similar results were found with PCA showing a clear distinction between early- and late-flowering landraces (Figure 3). The two first principal components explained, respectively, 5.2 and 2.8% of the inertia. PSMP2247 and PSMP2202 showed the highest contribution to the PC1. Two alleles, PSMP2247-199 and PSMP2202-146, showed

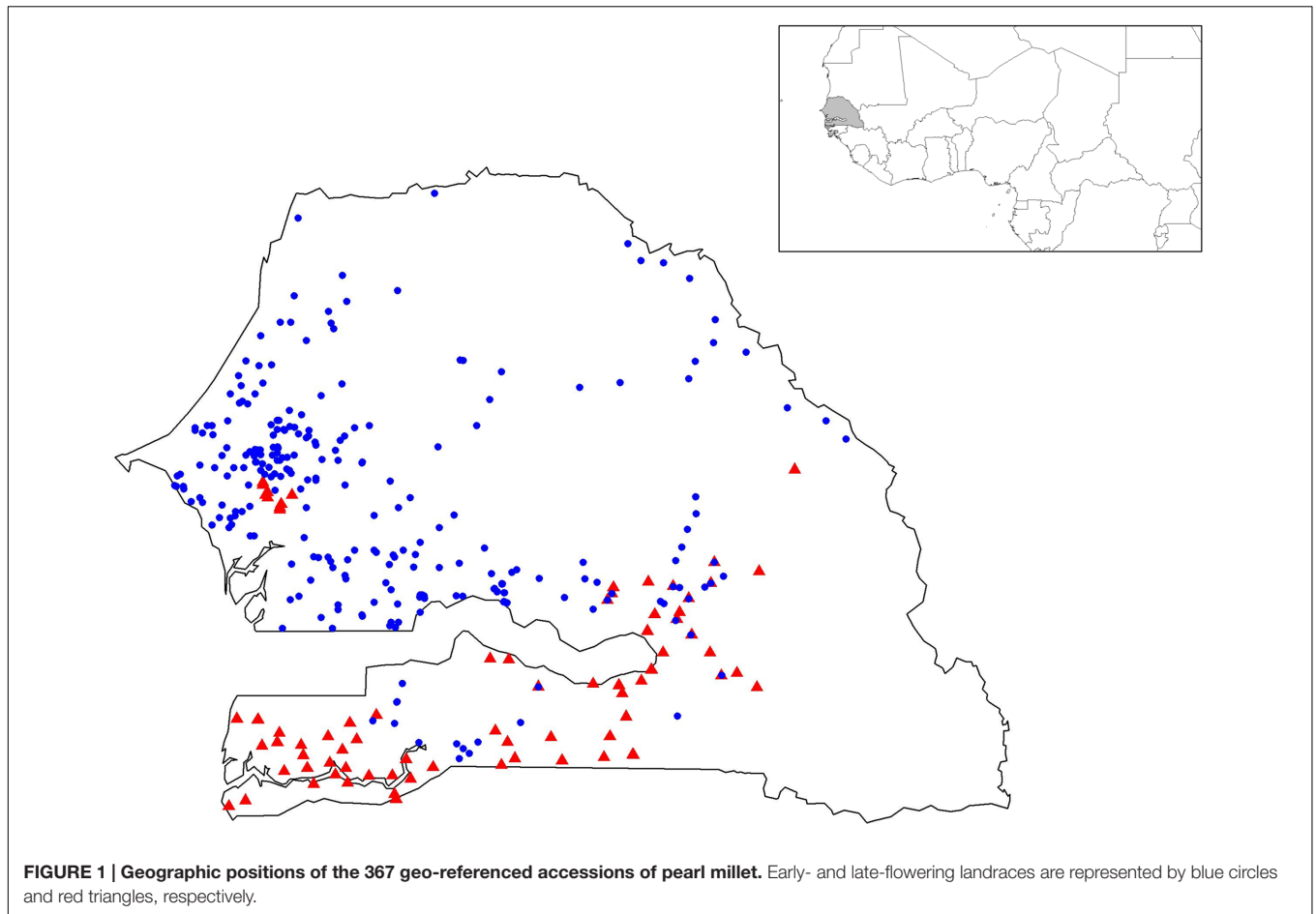


TABLE 1 | Genetic diversity statistics for improved varieties, early- and late-flowering landraces.

	Nb	Na	H_{Obs}	H_{Exp}	F_{IS}
Improved varieties	12	4.4	0.350	0.513	0.258
Early flowering landraces	306	7.7	0.446	0.542	0.160
Late-flowering landraces	86	5.8	0.434	0.494	0.128

Nb, number of accessions; Na, mean number of alleles, H_{Obs} , observed heterozygosity; H_{Exp} , expected heterozygosity; F_{IS} , inbreeding coefficient.

high frequencies in late-flowering landraces (0.92 and 0.83, respectively). However, removing these two loci did not affect PCA results. Finally, any genetic differentiation was found between improved and early accessions.

Spatial Analysis of Genetic Variability

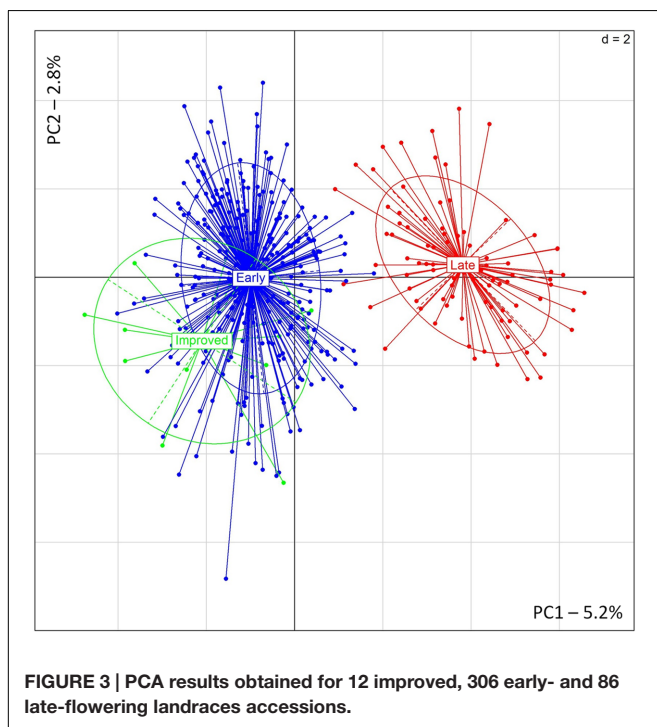
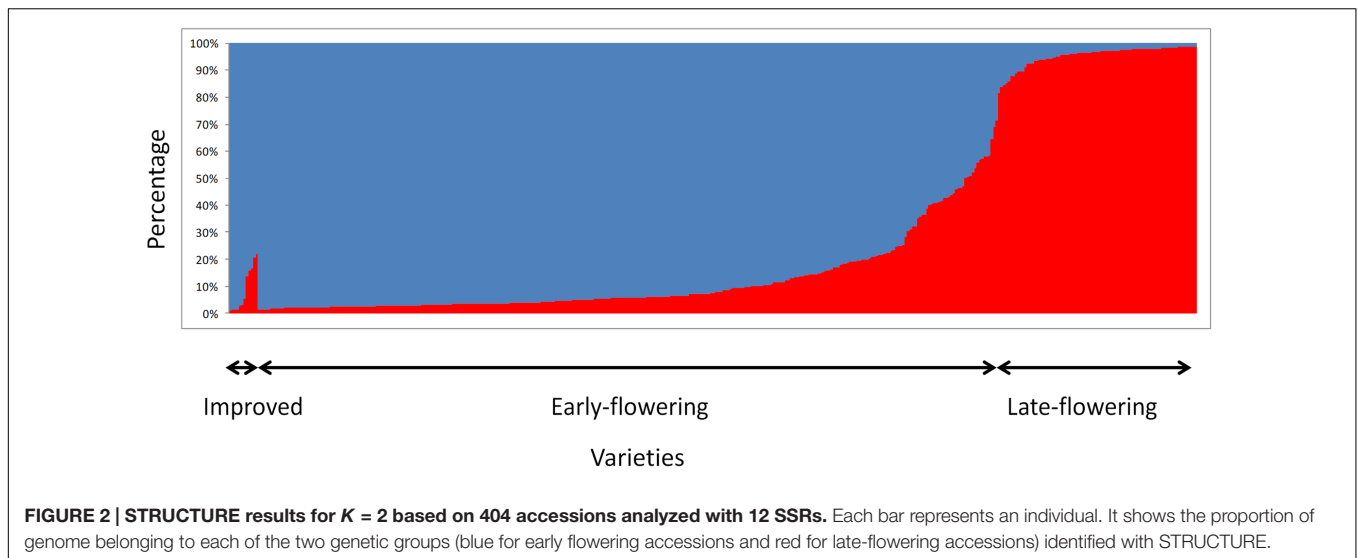
Spatial principal component analysis revealed a more cryptic genetic structure (Figure 4). Global structures, i.e., large spatial scale, were significant (p -value = 0.0001) with the first principal component, showing a high autocorrelation (Morran's $I = 0.50$). In contrast, local structures were not significant (p -value = 0.77). The first axis of the sPCA identified two clusters. Considering spatial information, early flowering landraces from Southern Senegal showed a more admixed pattern than observed with

STRUCTURE, while no differences were observed considering late-flowering landraces. Bayesian and multivariate approaches confirm genetic assignments for late-flowering landraces from Central Senegal.

The pattern of isolation by distance (IBD) for early- and late-flowering landraces was investigated. Low IBD slopes were obtained for early flowering ($b_E = -2.41E-05$) and late-flowering ($b_L = -9.89E-05$) landraces (Figure 5). Similar results were found for logarithmic distances. This suggests no significant pattern of isolation-by-distance.

PgPHYC and PgMADS11 Allele Diversity

Landraces were genotyped for both *PgPHYC* and *PgMADS11* alleles to assess genetic diversity in relation to flowering time (Table 2 and Supplementary Figures S4, S5). Only early landraces carried early flowering allele (G) at the *PgPHYC* locus leading to a significant difference in genotypes frequencies (F -test, $p = 0.006$). For *PgMADS11*, a significant difference in genotypes frequencies (F -test, $p = 0.004$) was observed with early flowering landraces having higher frequency of the allele (363 bp fragment). A significant correlation between allele G from *PgPHYC* with latitude (p -value = 0.0348) was observed. However, significance disappeared when taking into consideration genetic clustering ($q \leq 0.7$). For



PgMADS11, data reveal a significant correlation with longitude (p -value < 0.001) even when considering genetic clustering in the mode.

DISCUSSION

Large and Untapped Diversity in Senegalese Germplasm

In this study, a relatively high genetic diversity (H_{Exp} : 0.516) of pearl millet germplasm of Senegal is reported. Previous

studies have reported a higher (H_{Exp} : 0.69) (Stich et al., 2010) and a lower (H_{Exp} = 0.49) genetic diversity in Niger pearl millet (Mariac et al., 2006a). These differences are due to the number of SSRs used. In the meanwhile, a similar number of alleles per locus (6 alleles per locus for Senegal vs. 6.2 alleles per locus for Niger) was observed. Comparing heterozygosity levels, observation showed a higher coefficient (F_{IS} = 0.30) in Niger germplasm than in Senegal germplasm (F_{IS} = 0.18). However, these results are consistent with data from others studies carried out on accessions across SSA regions and India (Oumar et al., 2008; Dussert et al., 2015; Hu et al., 2015). Pearl millet shows a high genetic diversity that can be explained by its strong outcrossing rate (75%) and the still on-going gene flow with its wild relative (Mariac et al., 2006a; Lewis, 2010). This high genetic diversity is in line with its high phenotyping diversity observed in Senegal (Sy et al., 2015) as in Western Africa (Pucher et al., 2015). Together, these findings highlight the untapped potential of Senegalese pearl millet germplasm for breeding.

Genetic proximity between early flowering varieties and improved varieties highlight a history of breeding programs and agricultural practices. In Senegal, few breeding programs have been undertaken on pearl millet but all focused on reducing the flowering cycle and were “population” varieties whose parental seeds were collected from local landraces. In addition, farmers still grow improved varieties jointly with landraces in their field, increasing gene flow and thus genetic proximity.

Genetic Structure of Early- and Late-Flowering Landraces

Bayesian results clearly help identifying genetic structure associated with early- and late-flowering landraces. This genetic structure was partly explained by the geographic distribution of landraces as shown through the sPCA analysis, making it difficult to entirely disentangle spatial and genetic structure. More

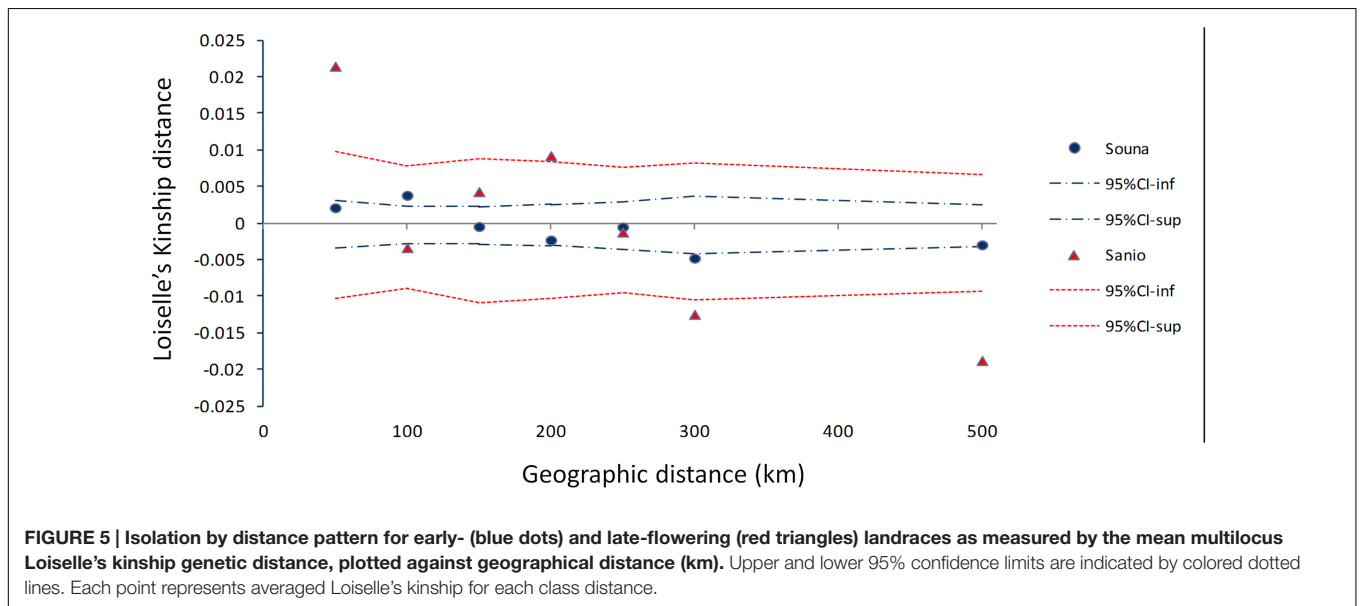
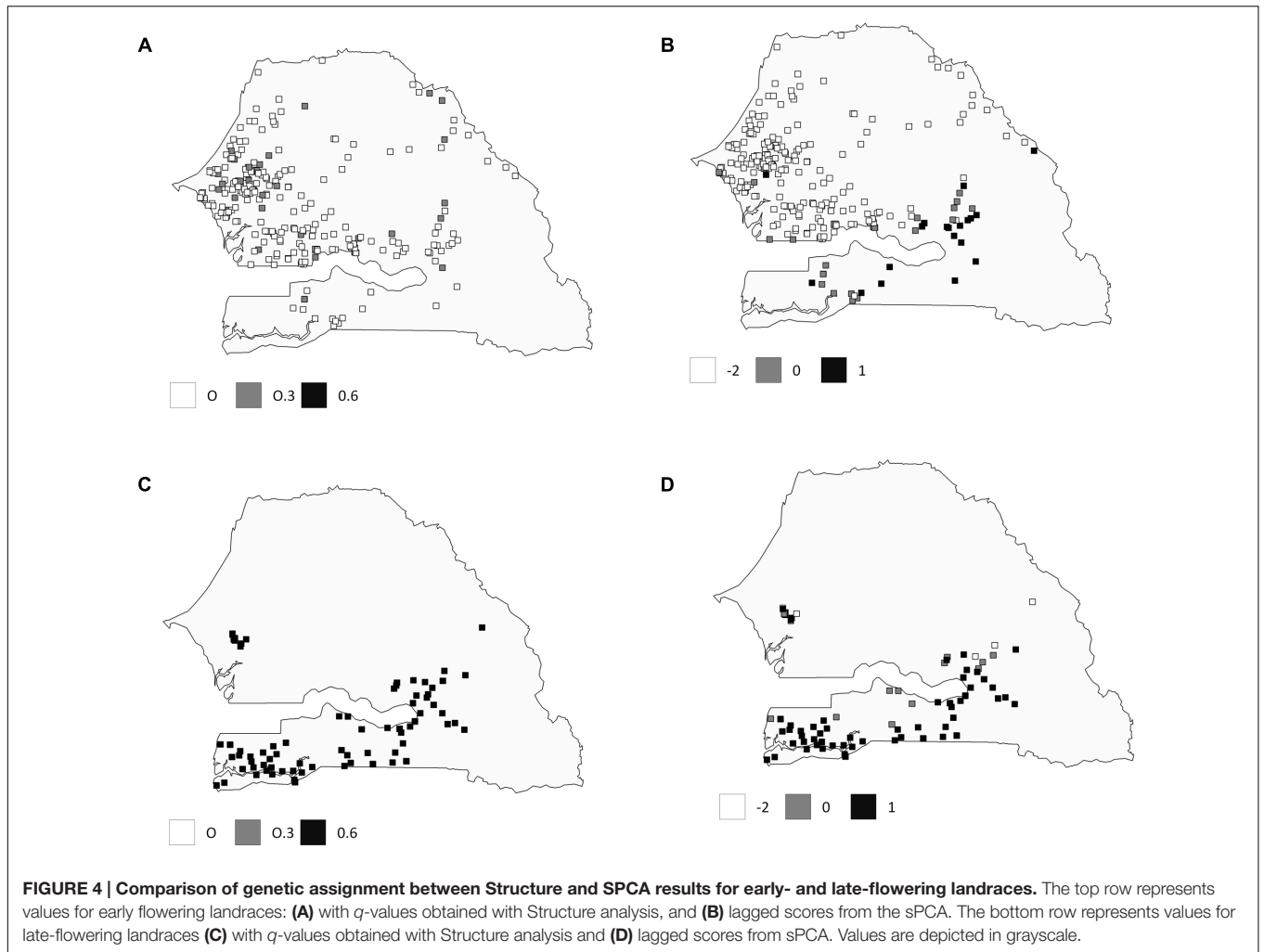


TABLE 2 | Genotypes counts for improved varieties, early- and late-flowering landraces with q -values ≤ 0.7 .

	PgPHYC alleles			PgMADS11 alleles		
	C/C	C/G	G/G	363/363	363/387	387/387
Improved varieties	8	3	1	1	2	9
Early flowering landraces	239	21	0	18	65	185
Late-flowering landraces	79	0	0	2	16	62

contrast in admixture patterns might have been obtained with a higher number of SSR markers. However, this was compensated by our sampling effort and we were able to reveal a clear structure in Senegal landraces where other studies failed with a higher number of markers (Hu et al., 2015).

At a local scale, more contrasted admixture patterns were observed. In Central Senegal, clear differentiation between early- and late-flowering landraces was found. In contrast, more admixed patterns were observed in the Southern Senegal. The results might be related to the agricultural practices of the farmers, such as spatial cropping and seed circulation (Mariac et al., 2006b; Lakis et al., 2012; Kouakou et al., 2013).

Our data indicated two distinct genetic clusters in Senegalese pearl millet germplasm. In addition, comparing early- and late-flowering landraces, we found a slight genetic differentiation between the two groups of 0.052, which is of the same magnitude (0.053) found in Niger (Lakis et al., 2012). A single domestication event led to early- and late-flowering landraces, partly explaining the limited genetic differentiation observed at a regional scale (Dussert et al., 2015).

Flowering Traits Diversity

Photoperiod-sensitivity of pearl millet landraces and thus variation of flowering cycle constitute a key response for adaptation to future climate conditions (Sultan et al., 2013). Indeed, pearl millet landraces from Niger show reduced flowering cycle associated with drought episodes from 1976 to 2003 (Vigouroux et al., 2011). This reduction was correlated with changes in allele frequencies for *PgPHYC*. Correlation between allele frequencies and rainfall were also found with *PgMADS11* (Saïdou et al., 2009; Mariac et al., 2011). Our data showed significant genetic differences for both genes with early flowering landraces enriched in precocity alleles.

Flowering time has been correlated with latitude, early flowering landraces being grown in northern latitude where environmental conditions are more arid (Haussmann et al., 2006; Pucher et al., 2015). In our study, the latitude effect was confounded with spatial genetic structure for *PgPHYC*. On the other hand, a correlation with longitude was found for *PgMADS11*. Further investigation would be needed to fully address this correlation. In any case, the use of flowering genes *PgPHYC* and *PgMADS11* in marker assisted-selection programs presents some interest.

Challenges for Adaptation of Pearl Millet and Breeding Strategies

Sub-Saharan Africa recorded long dry spells in the 1970s and 1980s that led to breeding for short cycles improved varieties. Indeed, pearl millet breeding programs were predominantly built on restricted genetic resources of early flowering landraces. Strong differentiation between early- and late-flowering landraces from Senegal suggests the existence of an important gene pool that has not been exploited yet. The high genetic diversity could explain the wider range of pearl millet adaptation to dry areas and this potential may further contribute to breeding programs in response to the specific needs or target areas (Kouressy et al., 2004). For instance, a key strategy to cope against climate changes within SSA agrosystems is to tap into diversity of flowering time (Haussmann et al., 2012; Sultan et al., 2013) and resilience (Prieto et al., 2015).

Analyses of allelic variation of *PgPHYC* and *PgMADS11* indicate fine-scale genetic difference (SNP and indel, respectively) among individuals and/or genotypes. Knowing that responses to photoperiod and rainfall were genetically associated with both genes, implication could be their use to detect/track climate adaptive changes to environment variations. For example, earliness of flowering and latitude correlation observed in early landraces support assumption that a direct effect of selection for that trait which is associated with climate variations such as photoperiod and rainfall. Both traits are key targets in selection for millet genotypes to be cultivated in rainfed areas.

CONCLUSION

The genetic diversity and population structure of Senegalese pearl millet landraces were assessed using a large panel of accessions and a limited number of SSRs markers. Results highlight a high genetic diversity and an untapped potential of the germplasm. However, two clusters were clearly distinguished as revealed by differentiation between early- and late-flowering landraces. Further, genetic difference and allelic co-variation in flowering genes *PgPHYC* and *PgMADS11* were found among individuals. These findings give new insights into Senegalese pearl millet germplasm and are promising for developing new cultivars and heterotic groups that can be used to breed synthetic and hybrid varieties with higher degrees of heterozygosity in order to intensify yield production under harsh semiarids environments.

AUTHOR CONTRIBUTIONS

NK, AF, DD, MG, YV, and AB designed the study. OD, AF, MG, MP, HT, BD, and OS collected samples. OD, MC, MP, and LZ performed DNA extraction, PCR and sequencing. AB, CB-S, and OD performed the genetic analyses. OD, AB, CB-S, DD, and NK drafted the manuscript. All authors contributed to the final version.

FUNDING

We are thankfully to the West Africa Agricultural Productivity Program (WAAPP/PPAAO 2A) for funding research activities (Grant No 51350 SE to NK) and OD thesis.

ACKNOWLEDGMENTS

We also thank farmers and local authorities for their consent and collaboration for seeds sharing. We acknowledge

Claire Billot and Monique Deu (CIRAD) for sampling collection and Cédric Mariac (IRD) for scientific and technical assistance.

SUPPLEMENTARY MATERIAL

The Supplementary Material for this article can be found online at: <http://journal.frontiersin.org/article/10.3389/fpls.2017.00818/full#supplementary-material>

REFERENCES

- Allinne, C., Mariac, C., Vigouroux, Y., Bezançon, G., Couturon, E., Moussa, D., et al. (2007). Role of seed flow on the pattern and dynamics of pearl millet (*Pennisetum glaucum* [L.] R. Br.) genetic diversity assessed by AFLP markers: a study in south-western Niger. *Genetica* 133, 167–178. doi: 10.1007/s10709-007-9197-7
- Allouis, S., Qi, X., Lindup, S., Gale, M. D., and Devos, K. M. (2001). Construction of a BAC library of pearl millet, *Pennisetum glaucum*. *Theor. Appl. Genet.* 102, 1200–1205. doi: 10.1007/s001220100559
- ANSD (2014). *Bulletin Mensuel des Statistiques Économiques de Mars 2014*. Dakar: Agence Nationale de la Statistique et de la Démographie.
- Budak, H., Pedraza, F., Cregan, P. B., Baenziger, P. S., and Dweikat, I. (2003). Development and utilization of SSRs to estimate the degree of genetic relationships in a collection of pearl millet germplasm. *Crop Sci.* 43, 2284–2290. doi: 10.2135/cropsci2003.2284
- Dussert, Y., Snirc, A., and Robert, T. (2015). Inference of domestication history and differentiation between early- and late-flowering varieties in pearl millet. *Mol. Ecol.* 24, 1387–1402. doi: 10.1111/mec.13119
- Evanno, G., Regnaut, S., and Goudet, J. (2005). Detecting the number of clusters of individuals using the software structure: a simulation study. *Mol. Ecol.* 14, 2611–2620. doi: 10.1111/j.1365-294X.2005.02553.x
- Falush, D., Stephens, M., and Pritchard, J. K. (2003). Inference of population structure using multilocus genotype data: linked loci and correlated allele frequencies. *Genetics* 164, 1567–1587.
- FAOSTAT (2013). *Millets Production in de World*. Rome: FAOSTAT.
- Hardy, O. J., and Vekemans, X. (2002). spagedi: a versatile computer program to analyse spatial genetic structure at the individual or population levels. *Mol. Ecol. Notes* 2, 618–620. doi: 10.1046/j.1471-8286.2002.00305.x
- Hausmann, B. I. G., Boubacar, A., Boureima, S. S., and Vigouroux, Y. (2006). Multiplication and preliminary characterization of west and central African pearl millet landraces. *Int. Sorghum Millets Newsl.* 47, 110–112.
- Hausmann, B. I. G., Fred Rattunde, H., Weltzien-Rattunde, E., Traoré, P. S. C., vom Brocke, K., and Parzies, H. K. (2012). Breeding strategies for adaptation of pearl millet and sorghum to climate variability and change in West Africa. *J. Agron. Crop Sci.* 198, 327–339. doi: 10.1111/j.1439-037X.2012.00526.x
- Hu, Z., Mbacké, B., Perumal, R., Guèye, M. C., Sy, O., Bouchet, S., et al. (2015). Population genomics of pearl millet (*Pennisetum glaucum* (L.) R. Br.): Comparative analysis of global accessions and Senegalese landraces. *BMC Genomics* 16:1048. doi: 10.1186/s12864-015-2255-0
- Jombart, T. (2008). adegenet: a R package for the multivariate analysis of genetic markers. *Bioinformatics* 24, 1403–1405. doi: 10.1093/bioinformatics/btn129
- Kouakou, P. K., Muller, B., Guissé, A., Yao, R. N., Fofana, A., and Cissé, N. (2013). Étude et prise en compte en modélisation de l'effet de la latitude sur la réponse à la photopériode chez divers génotypes de mil (*Pennisetum glaucum* (L.) R. Br.) du Sénégal. *J. Appl. Biosci.* 67, 5289–5301. doi: 10.4314/jab.v67i0.95051
- Kouressy, M., Vaksman, M., Niangado, O., and Sanogo, M. D. (2004). *Valorisation et Préservation de la Diversité Génétique du Mil au Mali*. Paris: IRD Éditions. doi: 10.4000/books.irdeditions.539
- Lakis, G., Ousmane, A. M., Sanoussi, D., Habibou, A., Badamassi, M., Lamy, F., et al. (2012). Evolutionary dynamics of cycle length in pearl millet: the role of farmer's practices and gene flow. *Genetica* 139, 1367–1380. doi: 10.1007/s10709-012-9633-1
- Lewis, L. R. (2010). Biogeography and genetic diversity of pearl millet (*Pennisetum glaucum*) from Sahelian Africa. *Prof. Geogr.* 62, 377–394. doi: 10.1080/00330124.2010.483640
- Loiselle, B. A., Sork, V. L., Nason, J., and Graham, C. (1995). Spatial genetic structure of a tropical understory shrub, *Psychotria officinalis* (Rubiaceae). *Am. J. Bot.* 82, 1420–1425. doi: 10.2307/2445869
- Mariac, C., Jehin, L., Saïdou, A.-A., Thuillet, A.-C., Couderc, M., Sire, P., et al. (2011). Genetic basis of pearl millet adaptation along an environmental gradient investigated by a combination of genome scan and association mapping: adaptation to climatic variation. *Mol. Ecol.* 20, 80–91. doi: 10.1111/j.1365-294X.2010.04893.x
- Mariac, C., Luong, V., Kapran, I., Mamadou, A., Sagnard, F., Deu, M., et al. (2006a). Diversity of wild and cultivated pearl millet accessions (*Pennisetum glaucum* [L.] R. Br.) in Niger assessed by microsatellite markers. *Theor. Appl. Genet.* 114, 49–58.
- Mariac, C., Robert, T., Allinne, C., Remigereau, M. S., Luxereau, A., Tidjani, M., et al. (2006b). Genetic diversity and gene flow among pearl millet crop/weed complex: a case study. *Theor. Appl. Genet.* 113, 1003–1014.
- Oumar, I., Mariac, C., Pham, J.-L., and Vigouroux, Y. (2008). Phylogeny and origin of pearl millet (*Pennisetum glaucum* [L.] R. Br.) as revealed by microsatellite loci. *Theor. Appl. Genet.* 117, 489–497. doi: 10.1007/s00122-008-0793-4
- Peakall, R., and Smouse, P. E. (2012). GenAlEx 6.5: genetic analysis in Excel. Population genetic software for teaching and research—an update. *Bioinformatics* 28, 2537–2539. doi: 10.1093/bioinformatics/bts460
- Prieto, I., Violle, C., Barre, P., Durand, J.-L., Ghesquiere, M., and Litrico, I. (2015). Complementary effects of species and genetic diversity on productivity and stability of sown grasslands. *Nat. Plants* 1:15033. doi: 10.1038/nplants.2015.33
- Pritchard, J. K., Stephens, M., and Donnelly, P. (2000). Inference of population structure using multilocus genotype data. *Genetics* 155, 945–959.
- Pucher, A., Sy, O., Angarawai, I. I., Gondah, J., Zangre, R., Ouedraogo, M., et al. (2015). Agro-morphological characterization of west and central african pearl millet accessions. *Crop Sci.* 55, 737–748. doi: 10.2135/cropsci2014.06.0450
- Qi, X., Lindup, S., Pittaway, T. S., Allouis, S., Gale, M. D., and Devos, K. M. (2001). Development of simple sequence repeat markers from bacterial artificial chromosomes without subcloning. *Biotechniques* 31, 355–362.
- R Development Core Team (2008). *R: A Language and Environment for Statistical Computing*. Vienna: R Foundation for Statistical Computing.
- Saidou, A.-A., Mariac, C., Luong, V., Pham, J.-L., Bezançon, G., and Vigouroux, Y. (2009). Association studies identify natural variation at PHYC linked to flowering time and morphological variation in pearl millet. *Genetics* 182, 899–910. doi: 10.1534/genetics.109.102756
- Stich, B., Hausmann, B. I., Pasam, R., Bhosale, S., Hash, C. T., Melchinger, A. E., et al. (2010). Patterns of molecular and phenotypic diversity in pearl millet [*Pennisetum glaucum* (L.) R. Br.] from West and Central Africa and their relation to geographical and environmental parameters. *BMC Plant Biol.* 10:216. doi: 10.1186/1471-2229-10-216
- Sultan, B., Roudier, P., Quirion, P., Alhassane, A., Muller, B., Dingkuhn, M., et al. (2013). Assessing climate change impacts on sorghum and millet yields in the Sudanian and Sahelian savannas of West Africa. *Environ. Res. Lett.* 8, 014040. doi: 10.1088/1748-9326/8/1/014040

- Sy, O., Fofana, A., Cisse, N., Noba, K., Diouf, D., Ndoeye, I., et al. (2015). Étude de la variabilité agromorphologique de la collection nationale de mils locaux du Sénégal. *J. Appl. Biosci.* 87, 8030–8046. doi: 10.4314/jab.v87i1.1
- Thioulouse, J., Chessel, D., Dolédec, S., and Olivier, J.-M. (1997). ADE-4: a multivariate analysis and graphical display software. *Stat. Comput* 7, 75–83. doi: 10.1023/A:1018513530268
- Vekemans, X., and Hardy, O. J. (2004). New insights from fine-scale spatial genetic structure analyses in plant populations. *Mol. Ecol.* 13, 921–935. doi: 10.1046/j.1365-294X.2004.02076.x
- Vigouroux, Y., Mariac, C., De Mita, S., Pham, J.-L., Gérard, B., Kapran, I., et al. (2011). Selection for earlier flowering crop associated with climatic variations in the sahel. *PLoS ONE* 6:e19563. doi: 10.1371/journal.pone.0019563
- Waddington, S. R., Li, X., Dixon, J., Hyman, G., and de Vicente, M. C. (2010). Getting the focus right: production constraints for six major food crops in Asian and African farming systems. *Food Secur.* 2, 27–48. doi: 10.1007/s12571-010-0053-8
- Conflict of Interest Statement:** The authors declare that the research was conducted in the absence of any commercial or financial relationships that could be construed as a potential conflict of interest.

Copyright © 2017 Diack, Kane, Berthouly-Salazar, Gueye, Diop, Fofana, Sy, Tall, Zekraoui, Piquet, Couderc, Vigouroux, Diouf and Barnaud. This is an open-access article distributed under the terms of the Creative Commons Attribution License (CC BY). The use, distribution or reproduction in other forums is permitted, provided the original author(s) or licensor are credited and that the original publication in this journal is cited, in accordance with accepted academic practice. No use, distribution or reproduction is permitted which does not comply with these terms.