



Numerical Simulation of Magnetohydrodynamic Nanofluids Under the Influence of Shape Factor and Thermal Transport in a Porous Media Using CVFEM

Zahir Shah^{1*}, Houman Babazadeh^{2,3}, Poom Kumam^{4,5,6*}, Ahmad Shafee⁷ and Phatiphat Thounthong⁸

¹ SCL 802 Fixed Point Laboratory, Science Laboratory Building, Center of Excellence in Theoretical and Computational Science (TaCS-CoE), King Mongkut's University of Technology Thonburi (KMUTT), Bangkok, Thailand, ² Department for Management of Science and Technology Development, Ton Duc Thang University, Ho Chi Minh City, Vietnam, ³ Faculty of Environment and Labour Safety, Ton Duc Thang University, Ho Chi Minh City, Vietnam, ⁴ KMUTT-Fixed Point Research Laboratory, Room SCL 802 Fixed Point Laboratory, Science Laboratory Building, Department of Mathematics, Faculty of Science, King Mongkut's University of Technology Thonburi (KMUTT), Bangkok, Thailand, ⁵ KMUTT-Fixed Point Theory and Applications Research Group, Science Laboratory Building, Faculty of Science, Theoretical and Computational Science Center (TaCS), King Mongkut's University of Technology Thonburi (KMUTT), Bangkok, Thailand, ⁶ Department of Medical Research, China Medical University Hospital, China Medical University, Taichung, Taiwan, ⁷ Public Authority of Applied Education and Training, Applied Science Department, College of Technological Studies, Shuwaikh, Kuwait, ⁸ Department of Teacher Training in Electrical Engineering, Faculty of Technical Education, Renewable Energy Research Centre, King Mongkut's University of Technology North Bangkok, Bangkok, Thailand

OPEN ACCESS

Edited by:

Muhammad Mubashir Bhatti,
Shanghai University, China

Reviewed by:

Tehseen Abbas,
University of Education
Lahore, Pakistan
Titan Chandra Paul,
University of South Carolina Aiken,
United States

*Correspondence:

Zahir Shah
zahir.sha@kmutt.ac.th
Poom Kumam
poom.kum@kmutt.ac.th

Specialty section:

This article was submitted to
Mathematical Physics,
a section of the journal
Frontiers in Physics

Received: 19 August 2019

Accepted: 11 October 2019

Published: 06 November 2019

Citation:

Shah Z, Babazadeh H, Kumam P, Shafee A and Thounthong P (2019) Numerical Simulation of Magnetohydrodynamic Nanofluids Under the Influence of Shape Factor and Thermal Transport in a Porous Media Using CVFEM. *Front. Phys.* 7:164. doi: 10.3389/fphy.2019.00164

In this article, the migration of nanomaterials through a permeable domain was modeled numerically. Aluminum oxide was dispersed into testing fluid which was selected water in the current paper. Utilizing Darcy LAW for a porous medium helps us to find simpler form of equations. Influences of shape factor and radiation on the thermal conduct of nanoparticles within a porous region were scrutinized. Nanomaterial within such region is applied under the Lorentz force. CVFEM approach for simulation goals has been applied. This approach provides the advantages of two common CFD methods. Impacts of radiation, magnetic, buoyancy parameters on the treatment of nanomaterials were demonstrated. Outcomes showed that greater amounts of shape factor cause stronger convection. Reverse relationships exist between the Hartmann number and temperature gradient.

Keywords: nanoparticle's shape, porous space, magnetic force, darcy LAW, radiation, nanofluid, CVFEM

INTRODUCTION

Nanotechnology is one of the most interesting fields nowadays. It is interesting due to its vast applications in solar cells, food, fuel cells, batteries, and fuel, etc. In simple, nanotechnology has made its way to each and every branch. Investigators started interest in this field and developed a new sub-branch of nanotechnology, nanofluids. Nanofluids were utilized by Choi [1] for the first time. In real-world fluids exist in abundance, among all, nanopowders can be offered as the most applicable fluids both from its use and its unique nature. Nanofluids are two-phase nanometer-size

fluids in which base fluid ranging up to 100 nm. Nanofluids are used in metal oxides, oxides ceramics, and allotropes of carbon and in other chemical stable elements. Nanoparticles nowadays play a key role in thermal analysis. Pak and Cho [2] used titanium dioxide and, and found an improvement in the heat flux. Nanofluids in which the nanoparticles size range less than are considered more ideal [3]. Radiation impact on nanomaterial flow was performed by Zeeshan et al. [4] and they added the impact of MHD on titanium dioxide transportation. Impose of nanomaterial into usual carrier fluid leads to greater conductivity [5–10]. Copper oxide migration within an absorptive medium with the use of Lorentz force in the actuality of magnetic force has been demonstrated by Sheikholeslami [11]. A numerical survey is performed by Sheikholeslami [12] for CuO-H₂O nanofluid in a penetrable medium with the help of a microscopic technique. Shah et al. [13] have worked on the 3-D nanofluid flow of third-grade fluid with physical properties inside a rotating frame. An analytical investigation is performed by Dawar et al. [14] for Casson fluid with MHD carbon nanotubes (CNT's) inside a rotating channel. A numerical survey is presented by Sheikholeslami and Shehzad [15] by analyzing Fe₃O₄-H₂O nanofluid flow with inside a permeable channel. To depict the changes in flow style in the appearance of Kelvin forces, Sheikholeslami and Vajravelu [16] examined the FHD impact on nanomaterial flow. CNT migration in a time-dependent problem has been analyzed by Ahmed et al. [17] and they supposed the plate is porous and Lorentz force was added in momentum equations. The transfer of heat due to convection of ferrofluid is described by Yimin et al. [18]. In recent years, Thermal irreversibility in nanofluid through a pipe with a turbulator by means of FVM was analyzed by Sheikholeslami et al. [19]. For a detailed survey, interested readers are referred to Sheikholeslami et al. [20], Dat et al. [21], Bhatti et al. [22], Sheikholeslami [23], Cattaneo [24], Sheikholeslami and Shehzad [25] for more detail and related study of nanofluids flow. Cattaneo [24] made a modification in the thermal relaxation time to improve the heat transfer effects. Cattaneo attempt made for a specific material and obtained some interesting results in the heat transmission investigation by presenting an innovative flux approach. A Maxwell fluid was realized to this model by Mustafa [26] for the study of upper convection. A numerical investigation is performed by Ai and Sandeep [27] by considering this model for MHD Casson-ferrofluid for heat transfer analysis. Previous articles on Nanomaterials for dissimilar phenomena and their usages can be found [28–33]. Sheikholeslami et al. [34] recently presented the application of electric and magnetic field of nanofluid and ferrofluid and with transfer in an enclosure walls. Jawad et al. [35, 36] studied nanofluid thin film and their applications. Nasir et al. [37, 38] have studied 3-D nanomaterial flow CNTs and thermal analysis along a stretching surface. Entropy generation in nanofluid flow can be studied in Alharbi et al. [39]. The studied of nanofluids are further extended to liquid film due to its abundant uses in various sciences [40–48]. Nanomaterial transportation over a wedge was scrutinized by Hassan et al. [49]. An experimental approach was performed by Sheikholeslami et al. [50] to study the boiling of refrigerant with the use of nanoparticles.

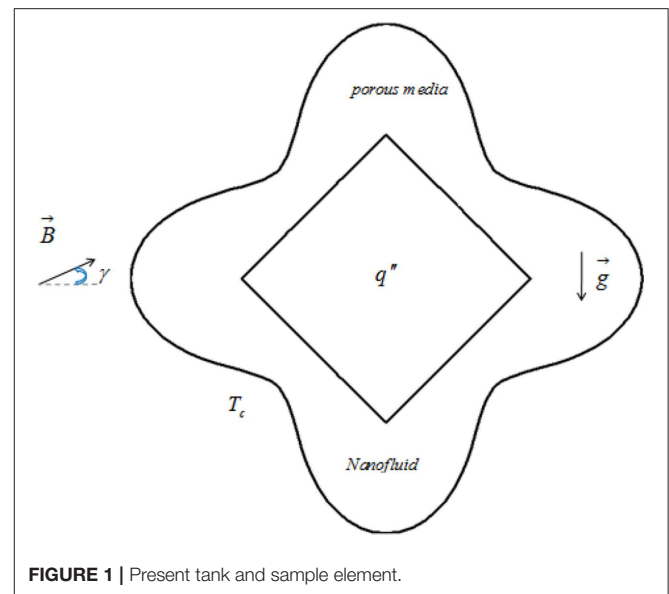


FIGURE 1 | Present tank and sample element.

TABLE 1 | Coefficient of carrier fluid.

Coefficient values	Al ₂ O ₃ -H ₂ O
α_1	52.813488759
α_2	6.115637295
α_3	0.6955745084
α_4	4.17455552786
α_5	0.176919300241
α_6	-298.19819084
α_7	-34.532716906
α_8	-3.9225289283
α_9	-0.2354329626
α_{10}	-0.999063481

Though there is intense research in the literature about nanofluid modeling and the MHD effect in different categories, there is still limited information about the complex geometries and Darcy model. Additionally, the radiative effect is an important source. The determination of this article is to study the migration of nanopowder within a porous space. The effects of shape factor and radiation on the thermal conduct of nanomaterials within a porous space were scrutinized.

PROBLEM EXPLANATION

In this modeling and simulation, water-based nanofluid exists through permeable geometry has considered. Impact of Lorentz force and thermal behavior are taken on nanofluid. Sketch of the porous tank is depicted in **Figure 1**. Nanofluid is thermally conducting and impact of Lorentz force was involved. Control Volume finite element technique with a triangular element has been used (see **Figure 1**). Needed boundary constraints were established in **Figure 1**. The Darcy LAW [15] is involved for porous terms.

TABLE 2 | Some physical thermal features.

	C_p ($jk g^{-1}K^{-1}$)	C_p ($jk g^{-1}K^{-1}$)	$\beta \times 10^5$ (K^{-1})	K ($Wm^{-1}.K^{-1}$)	$\sigma(\Omega \cdot m)^{-1}$
H ₂ O	4,179	4,179	21	0.613	0.05
Al ₂ O ₃	765	765	0.85×10^{-5}	25	1×10^{-10}

TABLE 3 | Structure of m at dissimilar values.

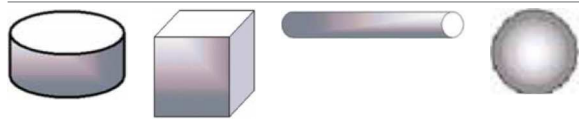
				Shape
5.7	3.7	4.8	3	m

TABLE 4 | Deviation of Nu_{ave} at different mesh size when $Ra = 600$, $Ha = 0$, $Rd = 0.8$ and $\phi = 0.04$.

Mesh size				
41×121	51×151	61×181	71×211	81×241
5.0591	5.0688	5.0715	5.0767	5.0793

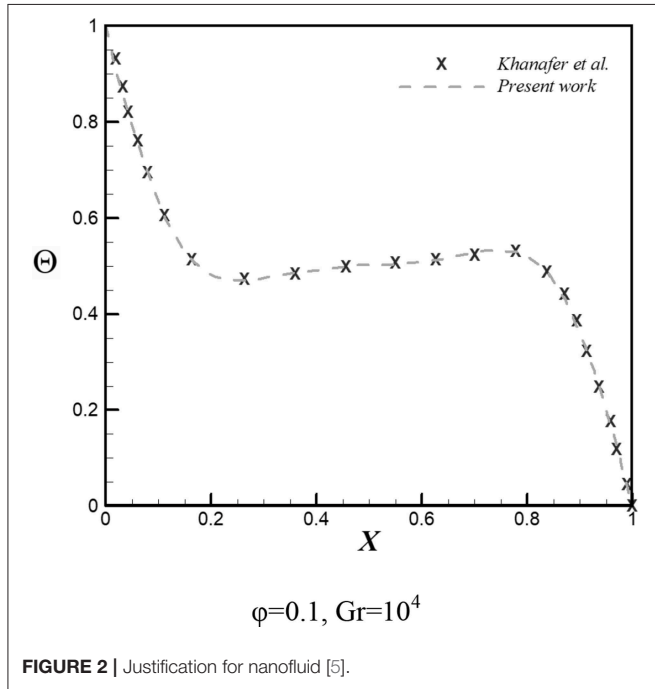


FIGURE 2 | Justification for nanofluid [5].

GOVERNING EQUATIONS, FORMULATION, AND CVFEM

Nanopowder migration through a permeable domain with the help of Darcy model was considered in the current article and

involving single-phase model results in below equations:

$$\frac{\partial u}{\partial x} + \frac{\partial v}{\partial y} = 0 \tag{1}$$

$$\frac{\mu_{nf}}{K} u = -\frac{\partial P}{\partial x} + \sigma_{nf} B_0^2 [(\sin \gamma) v (\cos \gamma) - u (\sin \gamma)^2] \tag{2}$$

$$\begin{aligned} \frac{\mu_{nf}}{K} v = & -\frac{\partial P}{\partial y} + (T - T_c) g \rho_{nf} \beta_{nf} \\ & + \sigma_{nf} B_0^2 (\cos \gamma) [(\sin \gamma) u - (\cos \gamma) v] \end{aligned} \tag{3}$$

$$\begin{aligned} \frac{\partial q_r}{\partial y} (\rho C_p)_{nf}^{-1} + \left(\frac{\partial T}{\partial y} v + u \frac{\partial T}{\partial x} \right) = & k_{nf} \left(\frac{\partial^2 T}{\partial y^2} + \frac{\partial^2 T}{\partial x^2} \right) (\rho C_p)_{nf}^{-1}, \\ , \left[T^4 \cong 4T_c^3 T - 3T_c^4, q_r = -\frac{4\sigma_e}{3\beta_R} \frac{\partial T^4}{\partial y} \right] \end{aligned} \tag{4}$$

The fundamental characteristics of nanofluid are estimated as:

$$\mathfrak{N}_{nf} = \mathfrak{N}_f + (\mathfrak{N}_s - \mathfrak{N}_f) \phi \tag{5}$$

$$\mathfrak{N} = C_p \rho \tag{6}$$

$$(\rho \beta)_{nf} + (\rho \beta)_f (\phi - 1) = \phi (\rho \beta)_s \tag{7}$$

$$\rho_{nf} = (1 - \phi) \rho_f + \phi \rho_s \tag{8}$$

$$\frac{\sigma_{nf}}{\sigma_f} - 1 = \frac{\left(-1 + \frac{\sigma_s}{\sigma_f} \right) (3\phi)}{\left(2 + \frac{\sigma_s}{\sigma_f} \right) + \phi \left(1 - \frac{\sigma_s}{\sigma_f} \right)} \tag{9}$$

To apply the effects of shape factor and $k_{Brownian}$, the following correlations were examined:

$$\mu_{eff} = \mu_{static} + \frac{k_{Brownian}}{k_f} \times \frac{\mu_f}{Pr_f} \tag{10}$$

$$k_{Brownian} = 5 \times 10^4 c_{p,f} \rho_f g' (d_p, \phi, T) \phi \sqrt{\frac{\kappa_b T}{\rho_p d_p}} \tag{11}$$

$$\begin{aligned} g' (d_p, \phi, T) = & \left(a_1 + a_5 \ln(d_p) \right)^2 + \ln(\phi) a_4 \ln(d_p) + a_2 \ln(d_p) \\ & + a_3 \ln(\phi) \ln(T) + \left(a_6 + a_{10} \ln(d_p) \right)^2 + a_8 \ln(\phi) \\ & + a_7 \ln(d_p) + a_9 \ln(d_p) \ln(\phi) \end{aligned}$$

$$\begin{aligned} \frac{k_{nf}}{k_f} = & \frac{-\mathfrak{N} m \phi + k_p + \mathfrak{N} \phi + k_f + m k_f + k_f}{k_f m + k_p + \mathfrak{N} \phi + k_f}, \\ \mathfrak{N} = & k_p - k_f \end{aligned} \tag{12}$$

Equation (11) presents a dimensionless form:

$$\Psi = \psi / \alpha_{nf}, \theta = \frac{T - T_c}{\Delta T}, \Delta T = L \frac{q''}{k_f}, (X, Y) = L^{-1} (x, y) \tag{13}$$

So, the last format of equations is:

$$\begin{aligned} \frac{\partial^2 \Psi}{\partial Y^2} + \frac{\partial^2 \Psi}{\partial X^2} = & -Ha \frac{A_6}{A_5} \\ \left[2(\sin \gamma) \frac{\partial^2 \Psi}{\partial X \partial Y} (\cos \gamma) + \frac{\partial^2 \Psi}{\partial Y^2} (\sin^2 \gamma) + (\cos \gamma) \frac{\partial^2 \Psi}{\partial X^2} (\cos \gamma) \right] \\ - \frac{A_3 A_2}{A_4 A_5} \frac{\partial \theta}{\partial X} Ra \end{aligned} \tag{14}$$

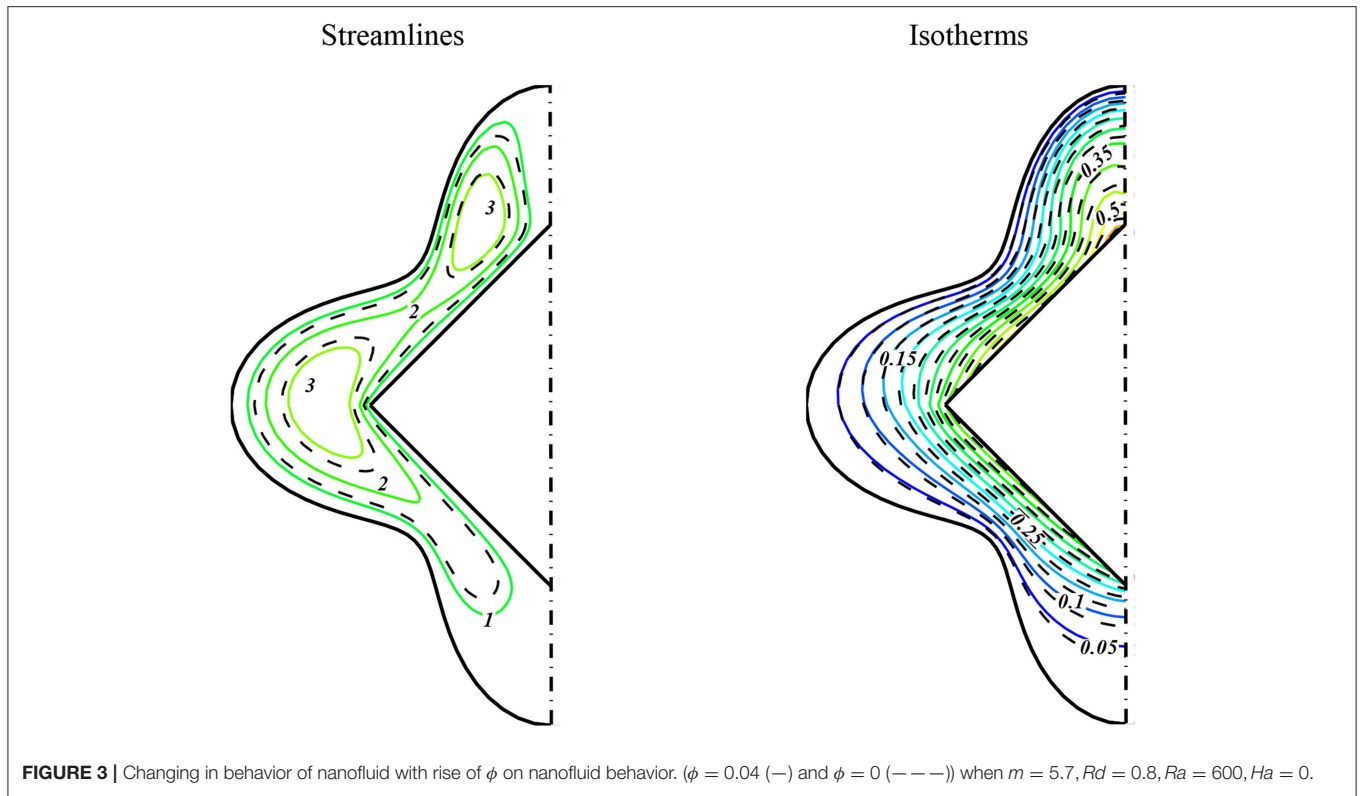


FIGURE 3 | Changing in behavior of nanofluid with rise of ϕ on nanofluid behavior. ($\phi = 0.04$ (—) and $\phi = 0$ (---)) when $m = 5.7, Rd = 0.8, Ra = 600, Ha = 0$.

$$\left(1 + \frac{4}{3}RdA_4\right) \frac{\partial^2 \theta}{\partial Y^2} + \left(\frac{\partial^2 \theta}{\partial X^2}\right) = \frac{\partial \theta}{\partial X} \frac{\partial \Psi}{\partial Y} - \frac{\partial \Psi}{\partial X} \frac{\partial \theta}{\partial Y} \quad (13)$$

The mentioned variables in Equation (13) are:

$$\begin{aligned} Ha &= \frac{\sigma_f K B_0^2}{\mu_f}, \quad Ra = \frac{g K (\rho\beta)_f L \Delta T}{\mu_f \alpha_f}, \quad Rd = 4\sigma_e T_c^3 / (\beta_R k_f) \\ A_1 &= \frac{\rho_{nf}}{\rho_f}, \quad A_2 = \frac{(\rho C_p)_{nf}}{(\rho C_p)_f}, \quad A_5 = \frac{\mu_{nf}}{\mu_f}, \\ A_3 &= \frac{(\rho\beta)_{nf}}{(\rho\beta)_f}, \quad A_6 = \frac{\sigma_{nf}}{\sigma_f}, \quad A_4 = \frac{k_{nf}}{k_f} \end{aligned} \quad (14)$$

Besides, summarizations of boundaries are:

$$\begin{aligned} \theta &= 0.0 \quad \text{on outer surfaces} \\ \Psi &= 0.0 \quad \text{on all walls} \\ \frac{\partial \theta}{\partial n} &= 1.0 \quad \text{on inner wall} \end{aligned} \quad (15)$$

Nu_{loc} and Nu_{ave} are:

$$Nu_{loc} = \frac{1}{\theta} \left(1 + \frac{4}{3} \left(\frac{k_{nf}}{k_f}\right)^{-1} Rd\right) \left(\frac{k_{nf}}{k_f}\right) \quad (16)$$

$$Nu_{ave} = \frac{1}{S} \int_0^s Nu_{loc} ds \quad (17)$$

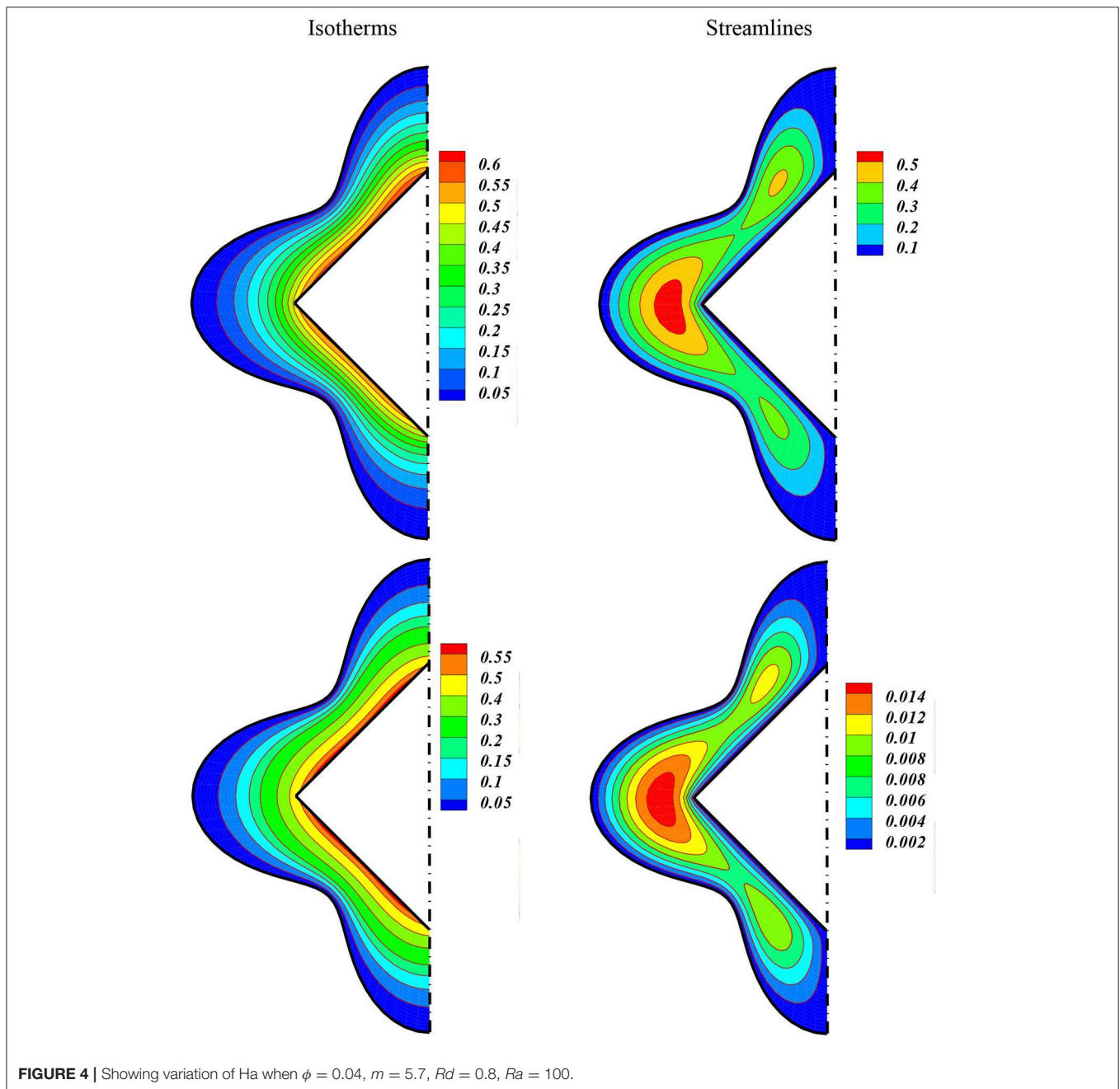
Simulation Technique, Grid and Verification

Sheikholeslami [29] has been discovered a new approach namely CVFEM for analyzing thermal problems. This technique utilizes a triangular element and the Gauss-Seidel approach uses for the final step of calculating scalars. **Tables 1–3** illustrate the properties of carrier fluid. Grid size must be independent of outcomes and we present special cases in **Table 4**. Validation for presents study for nanofluid [5] are presented in **Figure 2** and provide nice accuracy.

RESULTS AND DISCUSSION

In this article transportation of electrically and thermally conducting nanomaterial with different shapes were modeled numerically. Aluminum oxide was dispersed into testing fluid which was selected water in current paper. Utilizing Darcy low for porous medium helps us to find simpler form of equations. Impacts of shape factor and the radiation on thermal conduct of nanoparticles inside a permeable space were investigated. Impacts of Radiation parameter, shape factor, magnetic force, and fraction of alumina have been demonstrated. The Darcy Law is involved for a permeable term in geometry.

Impacts of imposing nanopowders into H₂O by selecting other parameters are shown in **Figure 3**. Actually this is the nanofluid scattering rule. It is observed that nanofluid motion augmented with the imposing of nanoparticles. The impacts of Hartmann for different cases were plotted in **Figures 4, 5**. Impose of the Lorentz effect declines the motion of nanoparticles.



Actually, with the augmentation of the magnetic parameter, the top two eddies were amalgamate together and the thermal spiral disappear. It is observed that adding magnetic impact, stronger conduction occurs. Reverse relationships exist between the Hartmann number and temperature gradient. Impacts of scrutinized variables on Nusselt number were displayed in **Figure 6**. Variations for different cases are presented here.

Distortion of isotherms augments in consequence of augment in buoyancy and makes stronger vortex which indicates the growth of free convection. With the domination of convective mode, isotherms become more complex with generating plume.

Therefore, increasing permeability and buoyancy term makes the Nusselt number to augment. Resistance against the nanomaterial migration reduces with augment of Lorentz forces and in turn, Nusselt number can reduce. Temperature distribution becomes less complex with involving magnetic field and higher Lorentz force can eliminate the plumes. Shear stress among nanoparticles declines with augment of permeability of the region. So, the power of the flow augments with rise of permeability which indicates greater convective flow. The influence of permeability on the style of nanofluid flow reduces with decreasing buoyancy forces. Greater nanofluid mixing occurs within the domain with

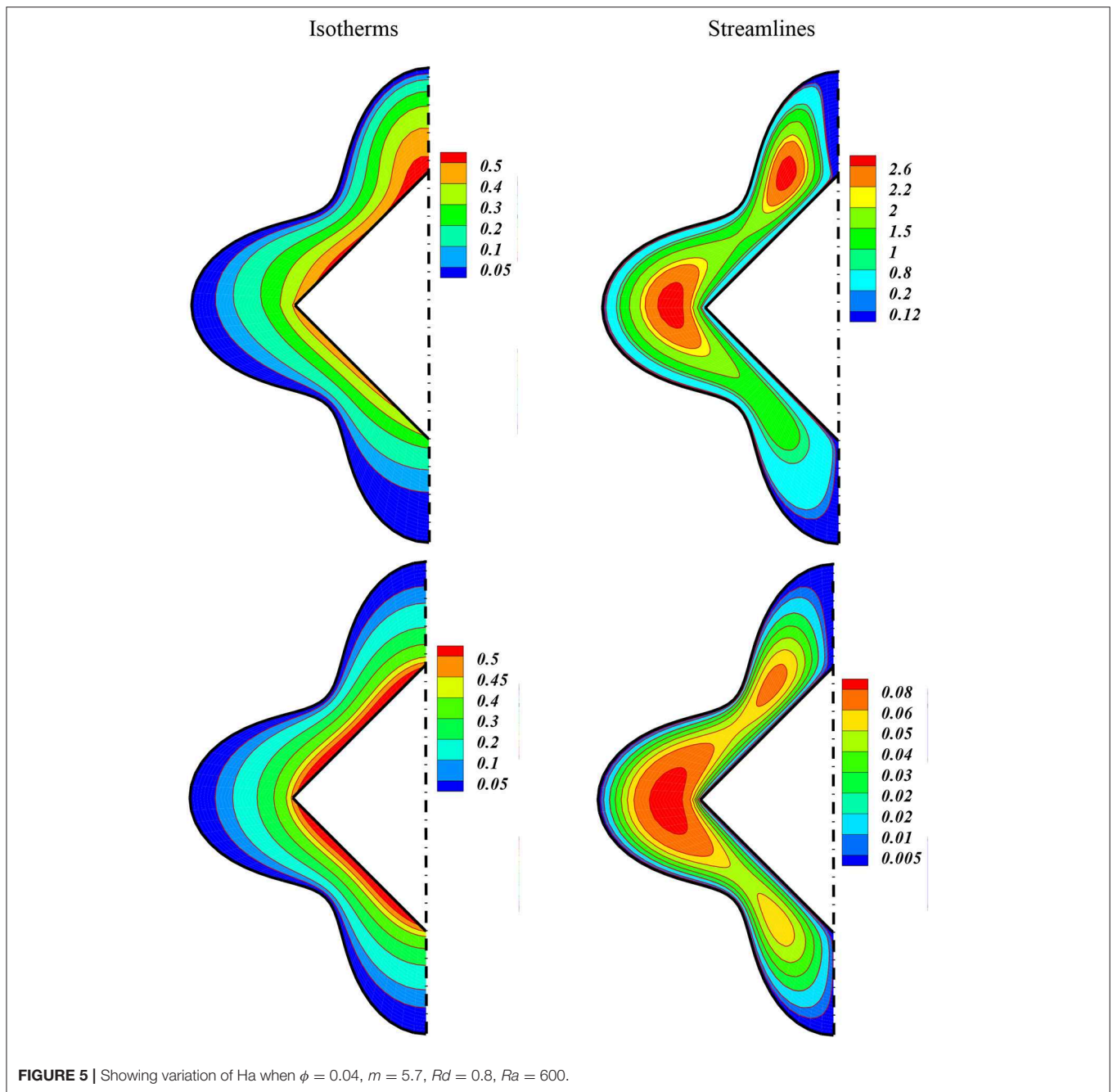


FIGURE 5 | Showing variation of Ha when $\phi = 0.04$, $m = 5.7$, $Rd = 0.8$, $Ra = 600$.

the rise of buoyancy forces and this influence reduces with imposing magnetic field. Resistance against the nanomaterial migration declines with augment of Darcy number but opposite phenomena appear with augment of the Hartmann number. Magnetic forces work against buoyancy forces, which can reduce the strength of streamline and imposing greater magnetic force, leads to conduction domination. The temperature gradient becomes independent on the Lorentz forces again, owing to the weakening of the buoyancy.

Changes of Nusselt number respect to variables are presented in **Figure 6**. The mathematical relationship has

presented in Equation (18).

$$\begin{aligned}
 Nu_{ave} = & 3.34 + 0.087m + 1.04Rd + 0.19Ra - 0.14Ha \\
 & + 1.1 \times 10^{-2}mHa - 0.092RdHa - 0.19RaHa \\
 & + 1.359 \times 10^{-4}m^2 \quad (18)
 \end{aligned}$$

It is concluded that the augment in distortion of temperature with buoyancy terms and permeability enhances the gradient of temperature. Moreover, transmission mode improves with a boost of the Lorentz force. Thus, convection diminishes with the

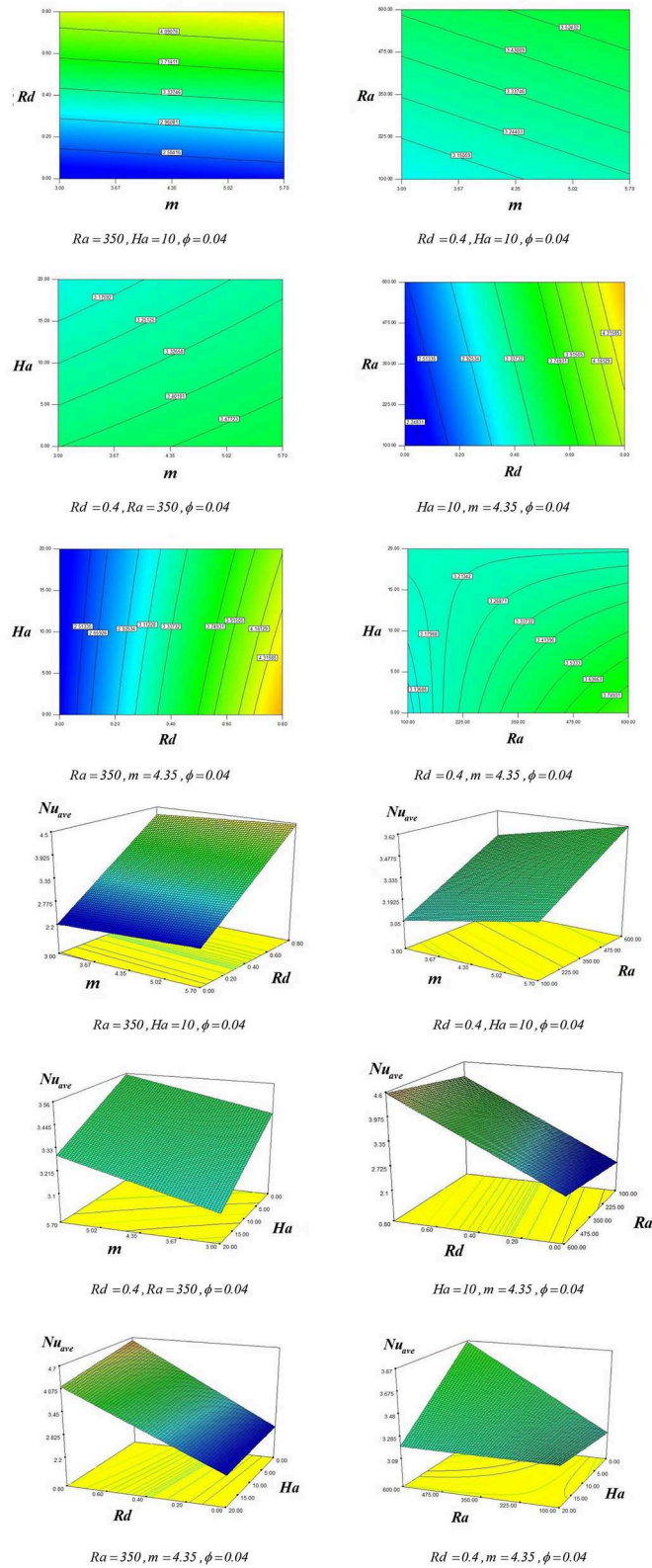


FIGURE 6 | How Rd , m , ϕ , Rd , Ha affect the Nu_{ave} .

escalation of the magnetic field. It is found from **Figure 6** that Nusselt number is augmenting function for radiation parameter.

CONCLUSIONS

In current CVFEM simulation, nanomaterial was offered as a feasible way to more augmentation of convection in permeable tank and various shapes of powder were involved. To manage the migration of particles, magnetic forces were employed, and the influence of radiation has been imposed in the energy equation. Outcomes prove that augmenting Lorentz force declines the convection and makes isotherms lower and denser near the wall. An indirect relationship was reported for temperature gradient and Lorentz forces. Further distortion was observed in isotherms with the rise of buoyancy force.

DATA AVAILABILITY STATEMENT

The datasets generated for this study are available on request to the corresponding author.

REFERENCES

- Choi SUS. Enhancing thermal conductivity of fluids with nanoparticles. *ASME Int Mech Eng Congr Expos.* (1995) **231**:99–105.
- Pak BC, Cho YI. Hydrodynamic and heat transfer study of dispersed fluids with submicron metallic oxide particles. *Exp Heat Transfer.* (1998) **11**:151–70. doi: 10.1080/08916159808946559
- Sheikholeslami M, Rokni HB. Magnetic nanofluid flow and convective heat transfer in a porous cavity considering Brownian motion effects. *Phys Fluids.* (2018) **30**:1. doi: 10.1063/1.5012517
- Zeeshan A, Shehzad N, Abbas T, Ellahi R. Effects of radiative electro-magnetohydrodynamics diminishing internal energy of pressure-driven flow of titanium dioxide-water nanofluid due to entropy generation. *Entropy.* (2019) **21**:236. doi: 10.3390/e21030236
- Khanafar K, Vafai K, Lightstone M. Buoyancy-driven heat transfer enhancement in a two-dimensional enclosure utilizing nanofluids. *Int J Heat Mass Transf.* (2003) **46**:3639–53. doi: 10.1016/S0017-9310(03)00156-X
- Sheikholeslami M, Shehzad SA. CVFEM for influence of external magnetic source on Fe₃O₄-H₂O nanofluid behavior in a permeable cavity considering shape effect. *Int J Heat Mass Transf.* (2017) **115**:180–91. doi: 10.1016/j.ijheatmasstransfer.2017.07.045
- Sheikholeslami M, Jafaryar M, Hedayat M, Shafee A, Li Z, Nguyen TK, et al. Heat transfer and turbulent simulation of nanomaterial due to compound turbulator including irreversibility analysis. *Int J Heat Mass Transf.* (2019) **137**:1290–300. doi: 10.1016/j.ijheatmasstransfer.2019.04.030
- Farshad SA, Sheikholeslami M. Nanofluid flow inside a solar collector utilizing twisted tape considering exergy and entropy analysis. *Renew Energy.* (2019) **141**:246–58. doi: 10.1016/j.renene.2019.04.007
- Sheikholeslami M, Zareei A, Jafaryar M, Li Z, Smida A, Tlili I. Heat transfer simulation during charging of nanoparticle enhanced PCM within a channel. *Phys A.* (2019) **525**:557–65. doi: 10.1016/j.physa.2019.03.082
- Sheikholeslami M, Jafaryar M, Shafee A, Li Z, Haq UH. Heat transfer of nanoparticles employing innovative turbulator considering entropy generation. *Int J Heat Mass Transf.* (2019) **136**:1233–40. doi: 10.1016/j.ijheatmasstransfer.2019.03.091
- Sheikholeslami M. CuO-water nanofluid flow due to magnetic field inside a porous media considering Brownian motion. *J Mol Liquids.* (2018) **249**:921–9. doi: 10.1016/j.molliq.2017.11.118
- Sheikholeslami M. Numerical investigation for CuO-H₂O nanofluid flow in a porous channel with magnetic field using mesoscopic method. *J Mol Liquids.* (2018) **249**:739–46. doi: 10.1016/j.molliq.2017.11.069

AUTHOR CONTRIBUTIONS

ZS developed the numerical method and led the manuscript preparation. HB and PK contributed to the code development and to the article preparation. AS and PT contributed to the analysis and discussion of the results.

FUNDING

This research was funded by the Center of Excellence in Theoretical and Computational Science (TaCS-CoE), KMUTT.

ACKNOWLEDGMENTS

This project was supported by the Theoretical and Computational Science (TaCS) Center under Computational and Applied Science for Smart Innovation Research Cluster (CLASSIC), Faculty of Science, KMUTT.

- Shah Z, Islam S, Gul T, Bonyah E, Khan MA. Three dimensional third grade nanofluid flow in a rotating system between parallel plates with Brownian motion and thermophoresis effects. *Results Phys.* (2018) **10**:36–45. doi: 10.1016/j.rinp.2018.05.020
- Dawar A, Shah Z, Khan W, Idrees M, Islam S. Unsteady squeezing flow of MHD CNTs nanofluid in rotating channels with entropy generation and viscous dissipation. *Adv Mech Eng.* (2019) **10**:1–18. doi: 10.1177/1687814018823100
- Sheikholeslami M, Shehzad SA. Numerical analysis of Fe₃O₄-H₂O nanofluid flow in permeable media under the effect of external magnetic source. *Int J Heat Mass Transf.* (2018) **118**:182–92. doi: 10.1016/j.ijheatmasstransfer.2017.10.113
- Sheikholeslami M, Vajravelu K. Nanofluid flow and heat transfer in a cavity with variable magnetic field. *Appl Math Comput.* (2017) **298**:272–82. doi: 10.1016/j.amc.2016.11.025
- Ahmed Z, Nadeem S, Saleem S, Ellahi R. Numerical study of unsteady flow and heat transfer CNT-based MHD nanofluid with variable viscosity over a permeable shrinking surface. *Int J Num Methods Heat Fluid Flow.* (2019). doi: 10.1108/HFF-04-2019-0346. [Epub ahead of print].
- Yimin X, Li Q, Ye M. Investigations of convective heat transfer in ferrofluid microflows using lattice-Boltzmann approach. *Int J Thermal Sci.* (2007) **46**:105–11. doi: 10.1016/j.ijthermalsci.2006.04.002
- Sheikholeslami M, Jafaryar M, Ali JA, Hamad SM, Divsalar A, Shafee A, et al. Simulation of turbulent flow of nanofluid due to existence of new effective turbulator involving entropy generation. *J Mol Liquids.* (2019) **291**:111283. doi: 10.1016/j.molliq.2019.11.283
- Sheikholeslami M, Haq RU, Shafee A, Li Z, Elaraki YG, Tlili I. Heat transfer simulation of heat storage unit with nanoparticles and fins through a heat exchanger. *Int J Heat Mass Transf.* (2019) **135**:470–8. doi: 10.1016/j.ijheatmasstransfer.2019.02.003
- Dat DV, Shah Z, Sheikholeslami M, Shafee A, Nguyen TK. Numerical investigation of MHD nanomaterial convective migration and heat transfer within a sinusoidal porous cavity. *Phys Scr.* (2019) **94**:115225. doi: 10.1088/1402-4896/ab2ced
- Bhatti MM, Abbas T, Rashidi MM. A new numerical simulation of MHD stagnation-point flow over a permeable stretching/shrinking sheet in porous media with heat transfer. *Iran J Sci Technol Trans A Sci.* (2017) **41**:779–85. doi: 10.1007/s40995-016-0027-6

23. Sheikholeslami M. Magnetic field influence on CuO-H₂O nanofluid convective flow in a permeable cavity considering various shapes for nanoparticles. *Int J Hydrogen Energy*. (2017) **42**:19611–21. doi: 10.1016/j.ijhydene.2017.06.121
24. Cattaneo C. Sulla conduzionedelcalore. *AttiSeminar Mat Fis Univ Modena Reggio Emilia*. (1948) **3**:83–101.
25. Sheikholeslami M, Shehzad SA. CVFEM simulation for nanofluid migration in a porous medium using Darcy model. *Int J Heat Mass Transf*. (2018) **122**:1264–71. doi: 10.1016/j.ijheatmasstransfer.2018.02.080
26. Mustafa M. Cattaneo-Christov heat flux model for rotating flow and heat transfer of upper-convected Maxwell fluid. *AIP Adv*. (2015) **5**:047109. doi: 10.1063/1.4917306
27. Ali ME, Sandeep N. Cattaneo-Christov model for radiative heat transfer of magnetohydrodynamic Casson-ferrofluid: a numerical study. *Results Phys*. (2017) **7**:21–30. doi: 10.1016/j.rinp.2016.11.055
28. Sheikholeslami M, Rokni HB. Influence of EFD viscosity on nanofluid forced convection in a cavity with sinusoidal wall. *J Mol Liquids*. (2017) **232**:390–5. doi: 10.1016/j.molliq.2017.02.042
29. Sheikholeslami M. *Application of Control Volume Based Finite Element Method (CVFEM) for Nanofluid Flow and Heat Transfer*. Elsevier (2019).
30. Sheikholeslami M. New computational approach for exergy and entropy analysis of nanofluid under the impact of Lorentz force through a porous media. *Comput Methods Appl Mech Eng*. (2019) **344**:319–33. doi: 10.1016/j.cma.2018.09.044
31. Sheikholeslami M. Numerical approach for MHD Al₂O₃-water nanofluid transportation inside a permeable medium using innovative computer method. *Comput Methods Appl Mech Eng*. (2019) **344**:306–18. doi: 10.1016/j.cma.2018.09.042
32. Sheikholeslami M, Zeeshan A. Analysis of flow and heat transfer in water based nanofluid due to magnetic field in a porous enclosure with constant heat flux using CVFEM. *Comput Methods Appl Mech Eng*. (2017) **320**:68–81. doi: 10.1016/j.cma.2017.03.024
33. Sheikholeslami M, Shah Z, Tassaddiq A, Shafee A, Khan I. Application of electric field transfer in an enclosure including double for augmentation of ferrofluid heat moving walls. *IEEE Access*. (2019) **7**:21048–56. doi: 10.1109/ACCESS.2019.2896206
34. Sheikholeslami M, Shah Z, Shafi A, Khan I, Itili I. Uniform magnetic force impact on water based nanofluid thermal behavior in a porous enclosure with ellipse shaped obstacle. *Sci Rep*. (2019) **9**:1196. doi: 10.1038/s41598-018-37964-y
35. Jawad M, Shah Z, Islam S, Bonyah E, Khan ZA. Darcy-Forchheimer flow of MHD nanofluid thin film flow with Joule dissipation and Navier's partial slip. *J Phys Commun*. (2018) **11**:115014. doi: 10.1088/2399-6528/aaeddf
36. Jawad M, Shah Z, Islam S, Majdoubi J, Tlili I, Khan W, et al. Impact of nonlinear thermal radiation and the viscous dissipation effect on the unsteady three-dimensional rotating flow of single-wall carbon nanotubes with aqueous suspensions. *Symmetry*. (2019) **11**:207. doi: 10.3390/sym11020207
37. Nasir S, Shah Z, Islam S, Khan W, Bonyah E, Ayaz M, et al. Three dimensional Darcy-Forchheimer radiated flow of single and multiwall carbon nanotubes over a rotating stretchable disk with convective heat generation and absorption. *AIP Adv*. (2019) **9**:035031. doi: 10.1063/1.5087468
38. Nasir S, Shah Z, Islam S, Khan W, Khan SN. Radiative flow of magneto hydrodynamics single-walled carbon nanotube over a convectively heated stretchable rotating disk with velocity slip effect. *Adv Mech Eng*. (2019) **11**:1–11. doi: 10.1177/1687814019827713
39. Alharbi SO, Dawar A, Shah Z, Khan W, Idrees M, Islam S, et al. Entropy generation in MHD eyring-powell fluid flow over an unsteady oscillatory porous stretching surface under the impact of thermal radiation and heat source/sink. *Appl Sci*. (2018) **8**:2588. doi: 10.3390/app8122588
40. Sheikholeslami M, Mahian O. Enhancement of PCM solidification using inorganic nanoparticles and an external magnetic field with application in energy storage systems. *J Clean Prod*. (2019) **215**:963–77. doi: 10.1016/j.jclepro.2019.01.122
41. Khan NS, Gul T, Kumam P, Shah Z, Islam S, Khan W, et al. Influence of inclined magnetic field on Carreau nanoliquid thin film flow and heat transfer with graphene nanoparticles. *Energies*. (2019) **12**:1459. doi: 10.3390/en12081459
42. Saeed A, Islam S, Dawar A, Shah Z, Kumam P, Khan W. Influence of Cattaneo-Christov heat flux on MHD Jeffrey, Maxwell, and Oldroyd-B nanofluids with homogeneous-heterogeneous reaction. *Symmetry*. (2019) **11**:439. doi: 10.3390/sym11030439
43. Sheikholeslami M, Ghasemi A. Solidification heat transfer of nanofluid in existence of thermal radiation by means of FEM. *Int J Heat Mass Transf*. (2018) **123**:418–31. doi: 10.1016/j.ijheatmasstransfer.2018.02.095
44. Gao W, Wang WF. The eccentric connectivity polynomial of two classes of nanotubes. *Chaos Solit Fract*. (2016) **89**:290–4. doi: 10.1016/j.chaos.2015.11.035
45. Qin Y, He Y, Hiller JE, Mei G. A new water-retaining paver block for reducing runoff and cooling pavement. *J Clean Prod*. (2018) **199**:948–56. doi: 10.1016/j.jclepro.2018.07.250
46. Sheikholeslami M. Finite element method for PCM solidification in existence of CuO nanoparticles. *J Mol Liquids*. (2018) **265**:347–55. doi: 10.1016/j.molliq.2018.05.132
47. Jalali E, Akbari OA, Sarafraz MM, Abbas T, Safaei MR. Heat transfer of Oil/MWCNT nanofluid jet injection inside a rectangular microchannel. *Symmetry*. (2019) **11**:757. doi: 10.3390/sym11060757
48. Qin Y, He H, Ou X, Bao T. Experimental study on darkening water-rich mud tailings for accelerating desiccation. *J Clean Prod*. (2019) **240**:118235. doi: 10.1016/j.jclepro.2019.118235
49. Hassan M, Ellahi R, Bhatti MM, Zeeshan A. A comparative study on magnetic and non-magnetic particles in nanofluid propagating over a wedge. *Can J Phys*. (2018) **97**:277–85. doi: 10.1139/cjp-2018-0159
50. Sheikholeslami M, Rezaeianjouybari B, Darzi M, Shafee A, Li Z, Nguyen TK. Application of nano-refrigerant for boiling heat transfer enhancement employing an experimental study. *Int J Heat Mass Transf*. (2019) **141**:974–80. doi: 10.1016/j.ijheatmasstransfer.2019.07.043

Conflict of Interest: The authors declare that the research was conducted in the absence of any commercial or financial relationships that could be construed as a potential conflict of interest.

Copyright © 2019 Shah, Babazadeh, Kumam, Shafee and Thounthong. This is an open-access article distributed under the terms of the Creative Commons Attribution License (CC BY). The use, distribution or reproduction in other forums is permitted, provided the original author(s) and the copyright owner(s) are credited and that the original publication in this journal is cited, in accordance with accepted academic practice. No use, distribution or reproduction is permitted which does not comply with these terms.

NOMENCLATURE

L_f	Latent heat of solidification
C_p	Heat capacity
d_p	Diameter of alumina
NEPCM	Alumina-enhanced PCM
T	Temperature
k	Thermal conductivity
CVFEM	Control volume based finite Element method
E_{total}	Energy saving

Greek symbols

ϕ	Concentration of alumina
κ_b	Boltzmann constant
α	Diffusivity

Subscripts

nf	Nano enriched PCM
f	fluid
P	solid