



# Impact of Pharmacist-Led Diabetes Self-Care Education on Patients With Type 2 Diabetes in Pakistan: A Randomized Controlled Trial

Allah Bukhsh<sup>1,2\*</sup>, Tahir Mehmood Khan<sup>1,2</sup>, Pochamana Phisalprapa<sup>3\*</sup>, Acharaporn Duangjai<sup>3,4,5,6</sup>, Surasak Saokaew<sup>4,5,6,7,8</sup>, Muhammad Sarfraz Nawaz<sup>9</sup>, Hafiz Sajjad Ahmed<sup>10</sup> and Bey-Hing Goh<sup>1,2,11,12</sup>

<sup>1</sup>School of Pharmacy, Monash University, Jalan Lagoon Selatan, Malaysia, <sup>2</sup>Institute of Pharmaceutical Sciences, University of Veterinary and Animal Sciences, Lahore, Pakistan, <sup>3</sup>Division of Ambulatory Medicine, Department of Medicine, Faculty of Medicine Siriraj Hospital, Mahidol University, Bangkok, Thailand, <sup>4</sup>Unit of Excellence in Research and Product Development of Coffee, Division of Physiology, School of Medical Sciences, University of Phayao, Phayao, Thailand, <sup>5</sup>Center of Health Outcomes Research and Therapeutic Safety (Cohorts), School of Pharmaceutical Sciences, University of Phayao, Phayao, Thailand, <sup>6</sup>Unit of Excellence on Clinical Outcomes Research and Integration (UNICORN), School of Pharmaceutical Sciences, University of Phayao, Phayao, Thailand, <sup>7</sup>Unit of Excellence on Herbal Medicine, School of Pharmaceutical Sciences, University of Phayao, Phayao, Thailand, <sup>8</sup>Division of Social and Administrative Pharmacy, Department of Pharmaceutical Care, School of Pharmaceutical Sciences, University of Phayao, Phayao, Thailand, <sup>9</sup>Department of Pharmacy, Quaid-i-Azam University Islamabad, Islamabad, Pakistan, <sup>10</sup>Capital Hospital, Islamabad, Pakistan, <sup>11</sup>Biofunctional Molecule Exploratory (BMEX) Research Group, School of Pharmacy, Monash University Malaysia, Subang Jaya, Malaysia, <sup>12</sup>College of Pharmaceutical Sciences, Zhejiang University, Hangzhou, China

## OPEN ACCESS

### Edited by:

Taulant Muka,  
University of Bern, Switzerland

### Reviewed by:

Hady Atef,  
University of Bern, Switzerland  
Farnaz Khatami,  
University of Bern, Switzerland

### \*Correspondence:

Allah Bukhsh  
abukhsh@uvas.edu.pk  
Pochamana Phisalprapa  
coco\_a105@hotmail.com

### Specialty section:

This article was submitted to  
Drugs Outcomes Research and  
Policies,  
a section of the journal  
Frontiers in Pharmacology

Received: 07 August 2021

Accepted: 17 January 2022

Published: 09 February 2022

### Citation:

Bukhsh A, Khan TM, Phisalprapa P, Duangjai A, Saokaew S, Nawaz MS, Ahmed HS and Goh B-H (2022) Impact of Pharmacist-Led Diabetes Self-Care Education on Patients With Type 2 Diabetes in Pakistan: A Randomized Controlled Trial. *Front. Pharmacol.* 13:754999. doi: 10.3389/fphar.2022.754999

**Introduction:** There is a little evidence on efficacy of pharmacy-based interventions on clinical outcomes of type 2 diabetes mellitus (T2DM) patients in Pakistan.

**Objective:** To appraise the impact of pharmacist-led self-care education on glycemic control, self-care practices and disease knowledge of T2DM patients with poor glycemic control (HbA1c  $\geq$  7%).

**Methods:** In this 6-months, randomized controlled trial (RCT),  $n = 75$ , T2DM patients seeking care at a diabetes clinic were randomized in to two groups. Intervention group ( $n = 38$ ) received two face-to-face educational sessions (at enrollment and on week 12), whereas control group ( $n = 37$ ) received usual care. Outcome measures such as glycemic control, self-care practices and disease knowledge were assessed at the time of enrollment and after 6-months in both groups.

**Results:** Thirty-three intervention and thirty-three participants from the control group completed the study. Mean glycosylated hemoglobin (% HbA1c) significantly reduced in the intervention group from  $9.00 \pm 1.43$  to  $8.09 \pm 1.16$  ( $p < .01$ ). However, no significant change was observed in the control group ( $9.20 \pm 1.24$  to  $8.93 \pm .97$ ;  $p = .06$ ). Cohen's  $d$  effect size of the intervention on HbA1c was .78. Percentage of participants achieving glycemic control (HbA1c  $<$  7%) were significantly higher ( $p < .05$ ) in the intervention group as compared to the control group (twenty-four vs. six), after 6 months of the trial. A significant ( $p < .01$ ) improvement in mean scores for disease knowledge and self-care

activities was also observed in the intervention group participants, whereas no significant improvements ( $p > .05$ ) were observed in the control group.

**Conclusion:** The study demonstrated an improvement in glycemic control, disease knowledge and self-care activities of T2DM patients who received pharmacist-led educational intervention. The study findings support clinical significance of integrating pharmacy-based interventions in diabetes management.

**Keywords:** type 2 diabetes (T2D), self-care, diabetes knowledge, HbA1c, pharmacist

## INTRODUCTION

Diabetes is one of the leading chronic diseases with a significant economic and public health burden worldwide. With 7.5 million people with diabetes, Pakistan has been ranked 10th for diabetes burden in the world (International Diabetes Federation, 2017). Currently, there are 4.6 million people with undiagnosed diabetes in Pakistan. If this scenario continues, the number of people with diabetes in Pakistan will be more than double (16.1 million) in 2045 (International Diabetes Federation, 2017).

Management of diabetes is challenging, as the patients have to adhere to many lifestyle modifications regularly. Such modifications include healthy eating habits, regular exercise, self-blood glucose testing, and adherence to medication (Inzucchi et al., 2012). Inadequate self-care practices have been reported in people with diabetes living in low- or middle-income countries (Sarkar et al., 2006; Jarab et al., 2012; Wishah et al., 2015). Recently published data show poor self-care activities among Pakistani people with diabetes (Bukhsh et al., 2018a; Bukhsh et al., 2019).

A comprehensive and culturally-sensitive intervention involving a multidisciplinary team approach is need of the hour to address this massively growing issue. Poor glycemic control and associated complications is one of the challenges being faced by low- and middle-income countries. In the International Diabetes Federations' (IDF) Middle East and North Africa (MENA) region, Pakistan has the lowest cost (per person) for diabetes management (International Diabetes Federation, 2017).

Besides pharmaceutical care planning, pharmacists are playing a key role in managing chronic diseases by providing educational interventions. Studies have proven the beneficial value of pharmacists in improving self-care, disease knowledge and glycemic control among people with diabetes (Van Eikenhorst et al., 2017; Yaghoubi et al., 2017; Bukhsh et al., 2018b). A network meta-analysis of forty-three randomized control trials demonstrated that pharmacist-based interventions could significantly reduce the levels of glycated hemoglobin in the intervention group (Bukhsh et al., 2018c). Most of the studies included in this network meta-analysis were conducted in high-income countries (Bukhsh et al., 2018c).

To date, studies examining the impact of pharmacist-led educational intervention in achieving desired clinical outcomes are scarce in Pakistan. To address this knowledge gap, in the current study, we conducted a randomized control trial to examine the efficacy of a 6-month pharmacist-led

diabetes educational intervention on type 2 diabetes patients with poor glycemic control, in one of the diabetes care clinics of Pakistan.

## METHODOLOGY

### Study Design and Setting

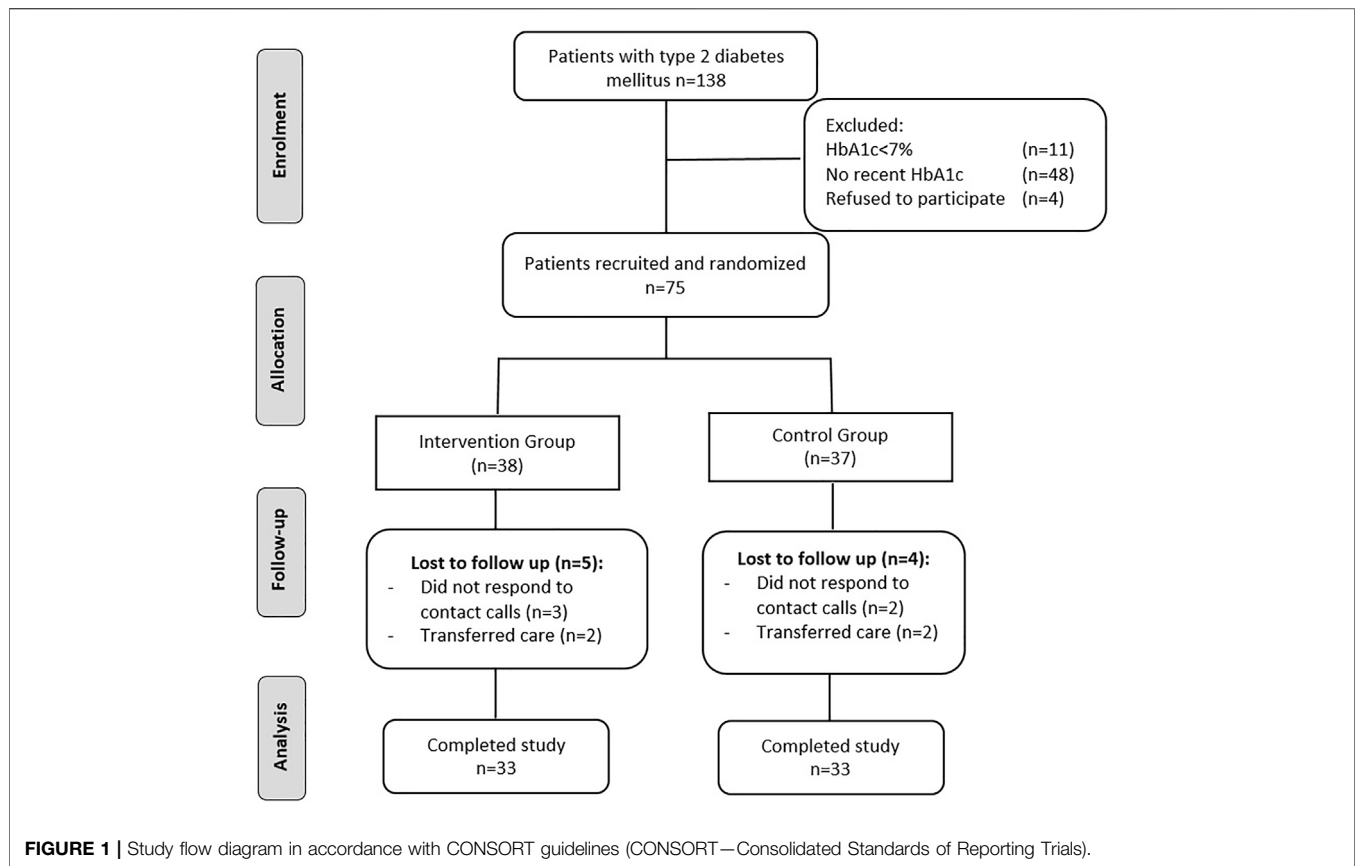
This 6-month, open-labelled, prospective, parallel group, randomized controlled trial was conducted from December 2017 to October 2018. The study was conducted at diabetes clinic of Capital Hospital, located in the capital city of Pakistan (Islamabad). The average diabetes patients' turn over in this healthcare facility is about 80 per week. Ethics approval for the study was obtained from Monash University Human Research Ethics Committee (Ethics approval number 10817; approval date: 22nd September 2017). The protocol of this trial met Consolidated Standards of Reporting Trials (CONSORT) guidelines and American Medical Association (ADA) guidelines for medical care of people with diabetes (Association AD, 2002). This trial has been registered with Australian New Zealand Clinical Trials Registry (Registration No. ACTRN12617001327370; Registration date: 15th September 2017).

The details about demographic characteristics, self-care behaviors and disease knowledge of intervention and control group participants were collected at the start (baseline) and at the end (24th week) of the trial.

### Participants

The study sample included both male and female patients older than 30 years of age with a confirmed diagnosis of type 2 diabetes and a history of HbA1c  $\geq 7\%$  within the preceding month. Patients were excluded if they were involved in any educational trial related to diabetes in past 3 months, suffering with type 1 diabetes, gestational diabetes, cognitive impairment, and terminal illness.

An informed written consent for participation in the study was taken from the participants, after explaining them the study objective and procedure. Participants were randomized into intervention and control groups by using a computer-generated randomization list and allocation was concealed by using envelop method. The participants of intervention group and control group were called on alternate days to receive pharmacist-led educational intervention and usual care, respectively, so as to minimize the interaction among them



and possible contamination. The sample size of the study was calculated on the basis of its ability to detect an effect size of 1% with standard deviation of  $\pm 1.4\%$  (Sarkadi and Rosenqvist, 2004; Hayward et al., 2005; Ali et al., 2012; Chen et al., 2012; Moreira et al., 2015), 80% sampling power, and .05 significance level, at 6-month in the intervention group compared to the control group. A sample size of sixty-two was calculated ( $n = 31$  each in the intervention and control group), but seventy five patients were recruited in the study, in order to compensate 20% attrition rate (Chow et al., 2007; Hulley et al., 2013).

One hundred and thirty eight potentially eligible patients were identified from the hospital records. However,  $n = 11$  patients had HbA1c levels less than 7%,  $n = 48$  had no recent HbA1c levels, and,  $n = 4$  refused to participate in the trial due to hectic nature of their job or they were residing far away from the city. A total of seventy-five T2DM patients were recruited from those seeking medical services for their diabetes at Capital Hospital Islamabad.

Of these seventy-five eligible participants,  $n = 38$  were randomized to the pharmacist-led educational group and  $n = 37$  were randomized to the usual care group. A total of sixty-six participants completed the 6-month study. The flow of study participants through the trial is presented in **Figure 1** (compiled in accordance with the CONSORT guidelines). The baseline demographic characteristics of the intervention and control group are presented in **Table 1**. The demographic characteristics and clinical variables were similar in both groups at baseline (**Table 1**).

## Pharmacist-Led Intervention

Participants in the intervention group received two face-to-face self-care educational sessions by the pharmacist. A data collection form was designed to collect the data from the participants of the study regarding their demographic characteristics. However lab data were collected by the researchers from the patients' lab profile. In the first session after collecting the baseline information about participants' demographic characteristics, self-care practices and disease knowledge, the pharmacist educated the intervention participants (approximately 30–40 min) about diabetes, its symptoms, normal blood glucose levels and its monitoring, food choices for diabetes, importance of regular exercise and medicine use, and, diabetes-associated complications and their monitoring. In the second visit (12th week), pharmacist reinforced the intervention group participants about importance of adhering to diabetes-related self-care practices (approximately 15–30 min). During the second session, the participants were also inquired about barriers to self-care faced by them in the past 3-month, and remedial strategy or visit to physician was suggested, if required. The intervention group participants were supplemented with printed educational material and informative brochures (in the Urdu language) about diabetes, diabetes-associated complications, and self-care activities. Besides these two face-to-face educational sessions, intervention group participants were also followed-up telephonically after every 4-week (till the end of trial).

American Diabetes Association (ADA) guidelines have been followed to design the contents of the educational intervention

**TABLE 1 |** Demographics of patients in the control and intervention groups ( $N = 66$ ).

Parameter	Controls ( $n = 33$ )	Intervention ( $n = 33$ )	Total	$p$ -values
Gender				
Male	16 (48.5)	20 (60.6)	36 (54.5)	.32 <sup>a</sup>
Female	17 (51.5)	13 (39.4)	30 (45.5)	
Age (years) mean $\pm$ SD	51.72 $\pm$ 10.36	51.79 $\pm$ 12.8		
30–45 years	12 (36.4)	12 (36.4)	24 (36.4)	1.0 <sup>a</sup>
>45–60 years	13 (39.4)	13 (39.4)	26 (39.4)	
> 60 years	8 (24.2)	8 (24.2)	16 (24.2)	
BMI ( $\text{kg}/\text{m}^2$ )				
Normal ( $18.5 \leq 25$ )	11 (33.3)	14 (42.4)	25 (37.9)	.41 <sup>a</sup>
Overweight ( $25 \leq 30$ )	10 (30.3)	12 (36.4)	22 (33.3)	
Obese ( $\geq 30$ )	12 (36.4)	7 (21.2)	19 (28.8)	
Smoking				
No	31 (93.9)	28 (84.8)	59 (89.4)	.43 <sup>b</sup>
Yes	2 (6.1)	5 (15.2)	7 (10.6)	
Education				
No formal education	13 (39.4)	5 (15.2)	18 (27.3)	.28 <sup>b</sup>
Primary level	4 (12.1)	5 (15.2)	9 (13.6)	
Secondary level	4 (12.1)	6 (18.2)	10 (15.2)	
High secondary level	4 (12.1)	7 (21.2)	11 (16.7)	
University level	8 (24.2)	10 (30.3)	18 (27.3)	
Family history of diabetes				
First degree relatives	21 (63.6)	24 (72.7)	45 (68.2)	.79 <sup>b</sup>
Second degree relatives	1 (3.0)	1 (3.0)	2 (3.0)	
Both first and second deg. relatives	2 (6.1)	3 (9.1)	5 (7.6)	
No history	9 (27.3)	5 (15.2)	14 (21.2)	
Working status				
Jobless	3 (9.1)	1 (3.0)	4 (6.1)	.91 <sup>b</sup>
Housewives/stay at home	14 (42.4)	13 (39.4)	27 (40.9)	
Business	3 (9.1)	4 (12.1)	7 (10.6)	
Doing Job	11 (33.3)	13 (39.4)	24 (36.4)	
Retired	2 (6.1)	2 (6.1)	4 (6.1)	
Diabetes duration (years)				
<5 years	10 (30.3)	13 (39.4)	23 (34.8)	.85 <sup>b</sup>
5–9 years	11 (33.3)	8 (24.2)	19 (28.8)	
>9 $\leq$ 15 years	8 (24.2)	7 (21.2)	15 (22.7)	
$\geq$ 15 years	4 (12.1)	5 (15.2)	9 (13.6)	
Anti-diabetic therapy				
Exclusively insulin	4 (12.1)	4 (12.1)	8 (12.1)	.65 <sup>b</sup>
Combined with medication	17 (51.5)	13 (39.4)	30 (45.5)	
Oral Hypoglycemic agents only	12 (36.4)	16 (48.5)	28 (42.4)	
HbA1c value (%)	9.20 $\pm$ 1.22	9.00 $\pm$ 1.43		

Data are  $n$  (%) or  $M \pm SD$ . HbA1c, glycated hemoglobin; BMI, body mass index.

<sup>a</sup>Chi-square test.

<sup>b</sup>Fisher's exact test.

<sup>c</sup>Independent-samples T-Test.

and informative leaflets for people with diabetes. In order to make the educational intervention culturally-sensitive and patient-tailored, the contents of pharmacist-led educational intervention have been validated after two rounds of the Delphi-technique, involving six endocrinologists practicing in Pakistan. The detailed methodology of this trial and educational intervention is online available in this study's published protocol (Bukhsh et al., 2018d). The pharmacist involved in delivering the educational intervention is registered with Punjab Pharmacy Council and was not involved in any healthcare delivery process to the study participants previously.

The participants in the control group received usual medical care, but were provided with the educational session and informative brochures after the completion of this study.

## Outcomes

The primary outcome was change in glycated hemoglobin (HbA1c) level. Whereas, improvement in disease knowledge and diabetes-related self-care practices were the secondary outcomes of the study. Disease knowledge and self-care activities were examined by using Urdu versions of Diabetes Knowledge Questionnaire (DKQ) (Bukhsh et al., 2017a) and Diabetes Self-management Questionnaire (DSMQ) (Bukhsh et al., 2017b), respectively. Both of these study tools (DSMQ and DKQ) have been recently translated in to the Urdu language and psychometrically validated in type 2 diabetes patients in Pakistan. The scoring criteria of the DSMQ (Bukhsh et al., 2017b) and DKQ (Bukhsh et al., 2017a) have been described in detail in the published study protocol of this trial (Bukhsh et al., 2018d).

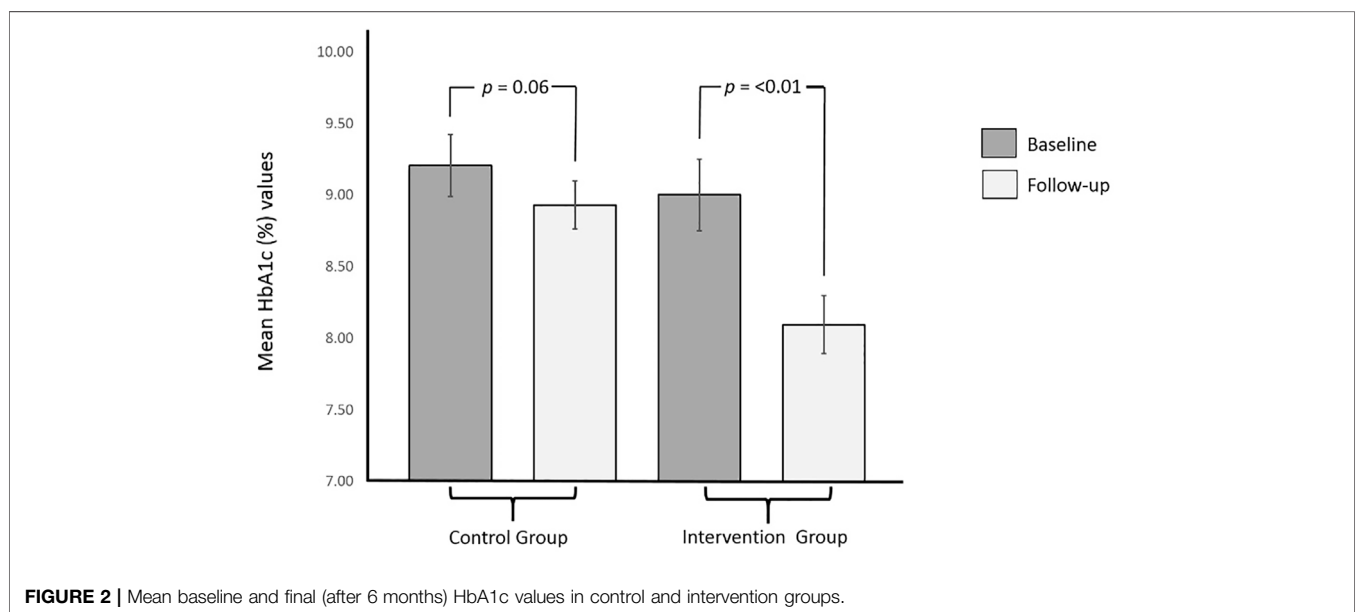
**TABLE 2 |** Comparison of participants' scores in glycemic control and other health-related clinical outcomes in both groups at baseline and at 6 month's follow up.

Outcome	Control group (n = 33)				Intervention group (n = 33)				Between groups mean difference
	Baseline	End of study	Mean difference	p-value <sup>a</sup>	Baseline	End of study	Mean difference	p-value <sup>a</sup>	
HbA1c	9.20 ± 1.24	8.93 ± .97	-.27	.06	9.00 ± 1.43	8.09 ± 1.16	-.91	<.01	<.01
Diabetes knowledge	12.00 ± 2.64	12.30 ± 2.42	.30	.11	12.79 ± 4.05	14.88 ± 3.57	2.09	<.01	<.01
DSMQ "Sum Scale"	5.92 ± 1.43	5.95 ± 1.39	.04	.31	5.36 ± 2.24	6.64 ± 1.58	1.28	<.01	<.01
Subscale "Glucose Management"	6.26 ± 1.88	6.48 ± 1.77	.22	.02	7.09 ± 2.06	8.20 ± 1.25	1.11	<.01	.001
Subscale "Dietary Control"	6.16 ± 1.63	6.11 ± 1.69	-.05	.32	4.85 ± 2.32	6.74 ± 1.74	1.89	<.01	<.01
Subscale "Physical Activity"	5.32 ± 1.75	5.35 ± 1.79	.03	.57	4.07 ± 2.81	5.35 ± 2.19	1.28	<.01	<.01
Subscale "Healthcare Use"	5.69 ± 1.49	5.59 ± 1.51	-.10	.37	4.44 ± 2.56	4.74 ± 2.41	.30	<.01	.01

All values are presented in Mean ± SD. HbA1c, Glycosylated hemoglobin; DSMQ, Diabetes Self-management Questionnaire.

<sup>a</sup>Paired-Samples T-Test.

<sup>b</sup>Independent-Samples T-Test.



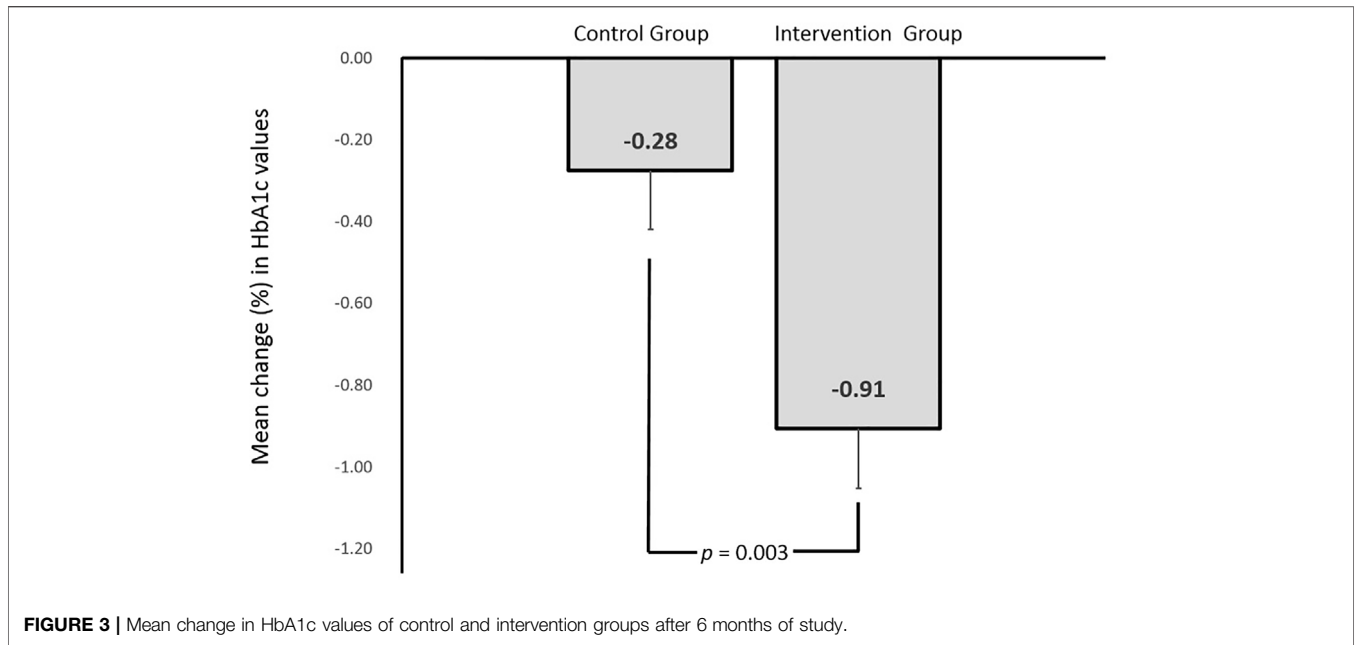
### Statistical Analysis

The data of the study were analyzed by using the Statistical Package for the Social Sciences (SPSS, Version 24 Inc., Chicago, IL, United States). Descriptive statistics, such numbers, standard deviation, and percentages were used to present and compare the baseline demographic characteristics of the control and experimental group participants. Chi-square test was used to test relationship between categorical variables of the participants in intervention and control. Independent-samples T-test (for continuous variables) and Fisher's exact test (for categorical variables) was used to compare the group differences, whereas, Paired-Samples T-Test was applied to observe the difference between baseline and follow-up values. A p-value of less than .05 was considered significant for all analysis. The magnitude of effect of pharmacist-led intervention on primary outcome (HbA1c) was calculated by using Cohen's d ( $d = (M1 - M2) / SD_p$ ). (Dunst et al., 2004).

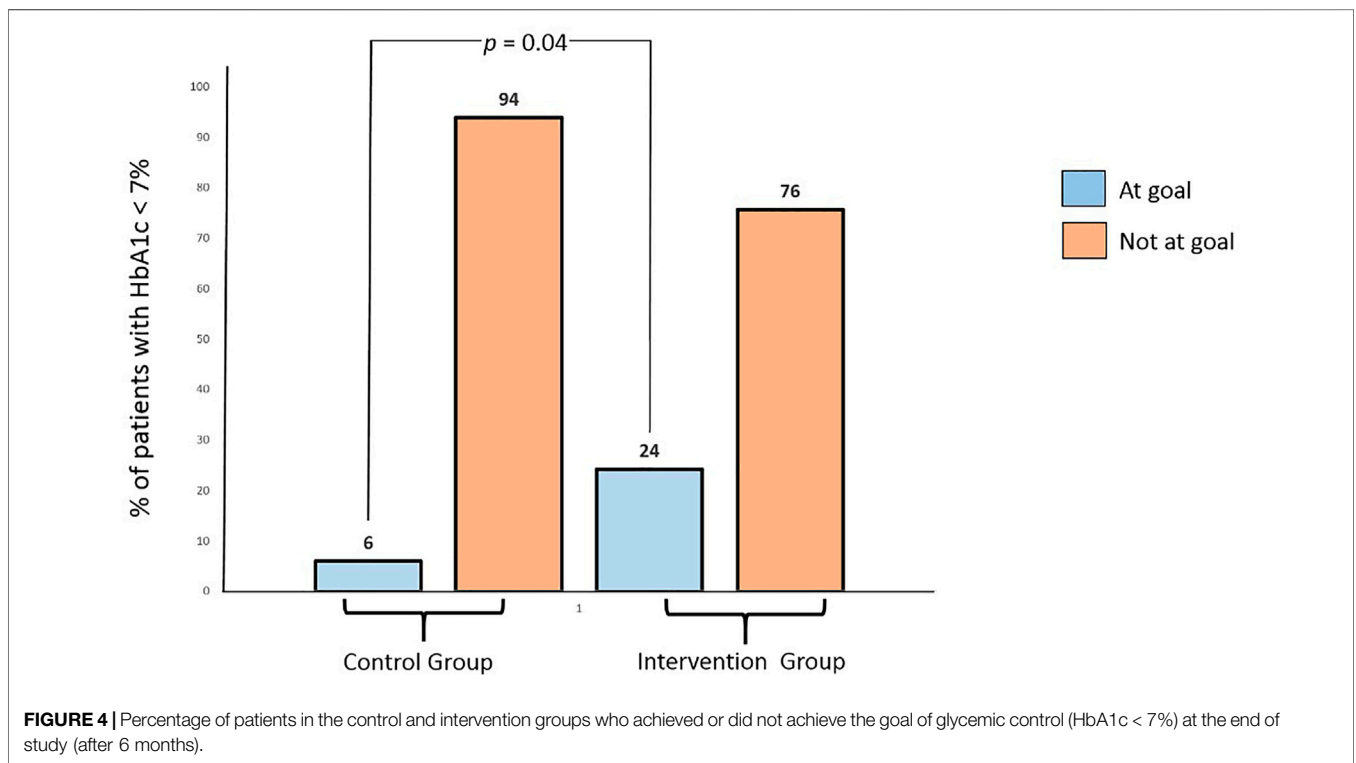
### RESULTS

#### Clinical Outcomes

Summary of changes in the outcomes of the study participants is presented in **Table 2**. Change in the levels of glycated hemoglobin (HbA1c) was the primary outcome of this trial. The baseline levels of glycated hemoglobin in the intervention ( $9.00 \pm 1.43$ ) and control ( $9.20 \pm 1.22$ ) group were similar at baseline ( $p > .05$ ). Mean reductions for HbA1C level in the intervention group was significantly greater (.91%;  $p < .01$ ) as compared to that in the control group (.28%;  $p = .06$ ). Cohen's d effect size of our intervention on glycated hemoglobin was .78. **Figures 2, 3** shows the graphical representation of the changes in HbA1c levels of the control and the intervention group. After completion of the trial, the percentage of participants in this study who met the American Diabetes Association target of glycemic control (HbA1c < 7%) is presented in **Figure 4**.



**FIGURE 3 |** Mean change in HbA1c values of control and intervention groups after 6 months of study.



**FIGURE 4 |** Percentage of patients in the control and intervention groups who achieved or did not achieve the goal of glycemic control (HbA1c < 7%) at the end of study (after 6 months).

### Self-Care Practices

A significant improvement ( $p < .05$ ) in the self-care practices was observed in the intervention group in comparison to the usual care group. Scores for sum-scale and the four sub-scales of Diabetes Self-management Questionnaire (DSMQ) significantly

( $p < .05$ ) improved in the participants of the intervention group. On the other hand, no significant improvement in DSMQ scores was noticed in the participants of the usual care group, except for Glucose Management (GM) sub-scale. Detailed result are presented in **Table 2**.

## Diabetes Knowledge

At the completion of trial, disease knowledge scores were significantly improved ( $p < .05$ ) in the intervention group patients ( $p < .01$ ) as compared to patients in the usual care group (Table 2).

## DISCUSSION

This study is first of its kind to appraise the effect of pharmacist-led self-care education on glycemic control, self-care, and disease knowledge of type 2 diabetes patients in Pakistan having poor glycemic control. The findings of this study showed that reductions in glycosylated hemoglobin levels in the intervention group patients were significantly better than that of the usual care group. The outcomes of this study suggest that involving pharmacist in the provision of self-care education to people with diabetes may result in clinically and statistically significant improvements in blood sugar control, self-care practices, and diabetes knowledge.

Similar findings have been reported by Butt et al. (2016), in which a 6-month pharmacist-led educational program resulted in a mean reduction of 1.19% in the levels of HbA1c in the intervention group patients. The reductions in the mean glycosylated hemoglobin levels of the intervention group patients of this study are comparable to the findings of other published trials (Krass et al., 2007; Jahangard-Rafsanjani et al., 2015). Whereas, higher reductions in the levels of HbA1c have been reported, when pharmacist-led interventions were delivered for a duration longer than 6-month (Jameson and Baty, 2010; Ali et al., 2012; Chan et al., 2012; Jacobs et al., 2012; Chung et al., 2014).

In our study pharmacist educated the intervention group participants about diabetes, its associated complications, and importance of blood sugar control by improving self-care practices. Besides two interactive educational sessions, the pharmacist also kept a continuous monthly follow-up with the patients involved in this study via telephone, which resulted in improved self-care practices and better blood sugar control.

Glycemic control can significantly reduce the risk of diabetes-associated complications (Wishah et al., 2015). The patients with poor glycemic control ( $\text{HbA1c} \geq 7\%$ ) are usually at high risk of acquiring diabetes-driven complications (Association AD, 2013). The UK prospective study (UKPDS) showed with every 1% decrease in HbA1c levels, there was 25% reduction in the rate of diabetes driven complications (Adler et al., 2000). Glycemic control depends on a variety of factors, such as disease knowledge and adherence to appropriate self-care practices. The target glycemic control by the American Diabetes Association (ADA) is  $\text{HbA1c} < 7\%$  (Aschner, 2017). In our study, over 6 months, 25% of the intervention group participants achieved glycemic control, which was four times higher than the number of participant in the usual care group who achieved glycemic control. The percentage of intervention group patients who achieved glycemic control in our trial is comparable to the RCT conducted by Jarab et al. (2012), where, 23.4% of the patients achieved glycemic control.

The study findings indicated low levels of self-care practices in both groups at baseline, which could be attributed to poor knowledge about diabetes and its required self-care. The most frequently performed self-care activity in both groups was medication adherence, as indicated by high scores of "Glucose management" (sub-scale of DSMQ). On the other hand, exercise and diet were the least practiced self-care practices reported by the patients of both groups at the baseline. Poor self-care practices, especially for diet and exercise have also been reported in previous studies (Sarkar et al., 2006; Nelson et al., 2007; Wishah et al., 2015). These findings indicate people with diabetes have either inadequate knowledge about the importance of regular exercise and healthy eating or they feel it difficult to perform these self-care activities.

In our study education and counseling by the pharmacist, supplemented with informative brochures (printed in the Urdu language) were the key features of pharmacist-led intervention. After 6-month of this pharmacist driven educational intervention led to a significant improvement in self-care practices and disease knowledge of the intervention group patients. Education and encouragement given by pharmacist helped the intervention group participants in improving their self-care practices and achieving the glycemic control.

## STRENGTHS AND LIMITATIONS

Currently, few educational programs running in diabetes clinics of Pakistan for people with diabetes, but the innovative approach involved in our study was, educating patients by the pharmacist about various aspects of diabetes-related self-care in addition of disease knowledge. One of the limitations of the study was its short duration to measure the sustainability of the desired clinical outcomes. Further studies with longer duration are required to examine these outcomes over a longer period, to maximize the reliability of the findings. Confounding factors such effect of nature of hypoglycemic agent, medication adherence, gender and age, have not been explored in this study, which requires to be explored in future. Another possible limitation to the study could be its single center design with relatively low sample size, which could limit the generalizability of findings over a large population. To produce more reliable and generalizable results, further multicenter randomized control trials are required.

## CONCLUSION

This study showed that pharmacist-led self-care education was linked with significant reductions in glycosylated hemoglobin levels of the intervention group participants as compared to the usual care group. Integrating the educational role of pharmacists in diabetes management may lead to a beneficial impact on the clinical outcomes of people with diabetes.

## DATA AVAILABILITY STATEMENT

The raw data supporting the conclusion of this article will be made available by the authors, without undue reservation.

## ETHICS STATEMENT

The studies involving human participants were reviewed and approved by the Monash University Human Research Ethics Committee. The patients/participants provided their written informed consent to participate in this study.

## AUTHOR CONTRIBUTIONS

Study concept and design: AB and TK. Data collection: AB and MN. Analysis or interpretation of data: AB and TK. Statistical analysis: AB, TK, PP, AD, B-HG, and SS. Administrative, technical or material support: AB and TK, HA, B-HG, PP, AD, and SS. Study supervision: AB, TK, HA, B-HG. Drafting of manuscript: AB. Critical revision of the

manuscript for important intellectual content: AB, TK, B-HG, HA, PP, AD, and SS.

## FUNDING

This work was partially supported by a grant from the Unit of Excellence on Clinical Outcomes Research and Integration (UNICORN) (grant number: FF65-UoE005), School of Pharmaceutical Sciences, University of Phayao via Dr. Surasak Saokaew. The funding source had no role in the study design, collection, analysis, and interpretation of data.

## ACKNOWLEDGMENTS

The authors of the study acknowledge Pakistani people with diabetes who participated in this study and Monash University Malaysia for providing a PhD merit scholarship to the first author of this study.

## REFERENCES

- Adler, A. I., Stratton, I. M., Neil, H. A., Yudkin, J. S., Matthews, D. R., Cull, C. A., et al. (2000). Association of Systolic Blood Pressure with Macrovascular and Microvascular Complications of Type 2 Diabetes (UKPDS 36): Prospective Observational Study. *BMJ* 321 (7258), 412–419. doi:10.1136/bmj.321.7258.412
- Ali, M., Schifano, F., Robinson, P., Phillips, G., Doherty, L., Melnick, P., et al. (2012). Impact of Community Pharmacy Diabetes Monitoring and Education Programme on Diabetes Management: A Randomized Controlled Study. *Diabet Med.* 29 (9), e326–33. doi:10.1111/j.1464-5491.2012.03725.x
- Aschner, P. (2017). New IDF Clinical Practice Recommendations for Managing Type 2 Diabetes in Primary Care. *Diabetes Res. Clin. Pract.* 132, 169–170. doi:10.1016/j.diabres.2017.09.002
- Association AD (2013). Executive Summary: Standards of Medical Care in Diabetes—2013. *Diabetes Care* 36 (Suppl. 1), S4–S10. doi:10.2337/dc13-S004
- Association AD (2002). Standards of Medical Care for Patients with Diabetes Mellitus. *Diabetes Care* 25 (1), 213–229. doi:10.2337/diacare.25.1.213
- Bukhsh, A., Khan, T. M., Lee, S. W. H., Lee, L. H., Chan, K. G., Goh, B. H., et al. (2018). Efficacy of Pharmacist Based Diabetes Educational Interventions on Clinical Outcomes of Adults with Type 2 Diabetes Mellitus: A Network Meta-Analysis. *Front. Pharmacol.* 9, 339. doi:10.3389/fphar.2018.00339
- Bukhsh, A., Khan, T. M., Nawaz, M. S., Ahmed, H. S., Chan, K. G., Lee, L. H., et al. (2018). Association of Diabetes-Related Self-Care Activities with Glycemic Control of Patients with Type 2 Diabetes in Pakistan. *Patient Prefer Adherence* 12, 2377–2385. doi:10.2147/PPA.S177314
- Bukhsh, A., Khan, T. M., Sarfraz Nawaz, M., Sajjad Ahmed, H., Chan, K. G., and Goh, B. H. (2019). Association of Diabetes Knowledge with Glycemic Control and Self-Care Practices Among Pakistani People with Type 2 Diabetes Mellitus. *Diabetes Metab. Syndr. Obes.* 12, 1409–1417. doi:10.2147/DMSO.S209711
- Bukhsh, A., Lee, S. W. H., Pusparajah, P., Khan, A. H., and Khan, T. M. (2017). Psychometric Properties of the Urdu Version of Diabetes Knowledge Questionnaire. *Front. Public Health* 5, 139. doi:10.3389/fpubh.2017.00139
- Bukhsh, A., Lee, S. W. H., Pusparajah, P., Schmitt, A., and Khan, T. M. (2017). Psychometric Properties of the Diabetes Self-Management Questionnaire (DSMQ) in Urdu. *Health Qual. Life Outcomes* 15 (1), 200. doi:10.1186/s12955-017-0776-8
- Bukhsh, A., Nawaz, M. S., Ahmed, H. S., and Khan, T. M. (2018). A Randomized Controlled Study to Evaluate the Effect of Pharmacist-Led Educational Intervention on Glycemic Control, Self-Care Activities and Disease Knowledge Among Type 2 Diabetes Patients: A Consort Compliant Study Protocol. *Medicine (Baltimore)* 97 (12), e9847. doi:10.1097/MD.00000000000009847
- Bukhsh, A., Tan, X. Y., Chan, K. G., Lee, L. H., Goh, B. H., and Khan, T. M. (2018). Effectiveness of Pharmacist-Led Educational Interventions on Self-Care Activities and Glycemic Control of Type 2 Diabetes Patients: A Systematic Review and Meta-Analysis. *Patient Prefer Adherence* 12, 2457–2474. doi:10.2147/PPA.S180256
- Butt, M., Mhd Ali, A., Bakry, M. M., and Mustafa, N. (2016). Impact of a Pharmacist Led Diabetes Mellitus Intervention on HbA1c, Medication Adherence and Quality of Life: A Randomised Controlled Study. *Saudi Pharm. J.* 24 (1), 40–48. doi:10.1016/j.jsps.2015.02.023
- Chan, C. W., Siu, S. C., Wong, C. K., and Lee, V. W. (2012). A Pharmacist Care Program: Positive Impact on Cardiac Risk in Patients with Type 2 Diabetes. *J. Cardiovasc. Pharmacol. Ther.* 17 (1), 57–64. doi:10.1177/1074248410396216
- Chen, S. M., Creedy, D., Lin, H. S., and Wollin, J. (2012). Effects of Motivational Interviewing Intervention on Self-Management, Psychological and Glycemic Outcomes in Type 2 Diabetes: A Randomized Controlled Trial. *Int. J. Nurs. Stud.* 49 (6), 637–644. doi:10.1016/j.ijnurstu.2011.11.011
- Chow, S.-C., Shao, J., Wang, H., and Lokhnygina, Y. (2017). *Sample Size Calculations in Clinical Research*. Chapman and Hall/CRC.
- Chung, W. W., Chua, S. S., Lai, P. S., and Chan, S. P. (2014). Effects of a Pharmaceutical Care Model on Medication Adherence and Glycemic Control of People with Type 2 Diabetes. *Patient Prefer Adherence* 8, 1185–1194. doi:10.2147/PPA.S66619
- Dunst, C. J., Hamby, D. W., and Trivette, C. M. (2004). Guidelines for Calculating Effect Sizes for Practice-Based Research Syntheses. *Centerscope* 3 (1), 1–10.
- Hayward, R. A., Krein, S. L., and Vijan, S. (2005). Proactive Case Management of High-Risk Patients with Type 2 Diabetes Mellitus by a Clinical Pharmacist: A Randomized Controlled Trial. *Am. J. Manag. Care* 11, 253.
- Hulley, S. B., Cummings, S. R., Browner, W. S., Grady, D. G., and Newman, T. B. (2013). *Designing Clinical Research*. Philadelphia: Lippincott Williams & Wilkins.
- International Diabetes Federation (2017). *IDF Diabetes Atlas*.
- Inzucchi, S. E., Bergenstal, R. M., Buse, J. B., Diamant, M., Ferrannini, E., Nauck, M., et al. (2012). Management of Hyperglycemia in Type 2 Diabetes: A Patient-Centered Approach: Position Statement of the American Diabetes Association (ADA) and the European Association for the Study of Diabetes (EASD). *Diabetes care* 35 (6), 1364–1379. doi:10.2337/dc12-0413



- Jacobs, M., Sherry, P. S., Taylor, L. M., Amato, M., Tataronis, G. R., and Cushing, G. (2012). Pharmacist Assisted Medication Program Enhancing the Regulation of Diabetes (PAMPERED) Study. *J. Am. Pharm. Assoc.* (2003) 52 (5), 613–621. doi:10.1331/JPhA.2012.10183
- Jahangard-Rafsanjani, Z., Sarayani, A., Nosrati, M., Saadat, N., Rashidian, A., Hadjibabaie, M., et al. (2015). Effect of a Community Pharmacist-Delivered Diabetes Support Program for Patients Receiving Specialty Medical Care: A Randomized Controlled Trial. *Diabetes Educ.* 41 (1), 127–135. doi:10.1177/0145721714559132
- Jameson, J. P., and Baty, P. J. (2010). Pharmacist Collaborative Management of Poorly Controlled Diabetes Mellitus: A Randomized Controlled Trial. *Am. J. Manag. Care* 16 (4), 250–255.
- Jarab, A. S., Alqudah, S. G., Mukattash, T. L., Shattat, G., and Al-Qirim, T. (2012). Randomized Controlled Trial of Clinical Pharmacy Management of Patients with Type 2 Diabetes in an Outpatient Diabetes Clinic in Jordan. *J. Manag. Care Pharm.* 18 (7), 516–526. doi:10.18553/jmcp.2012.18.7.516
- Krass, I., Armour, C. L., Mitchell, B., Brilliant, M., Dienaar, R., Hughes, J., et al. (2007). The Pharmacy Diabetes Care Program: Assessment of a Community Pharmacy Diabetes Service Model in Australia. *Diabet Med.* 24 (6), 677–683. doi:10.1111/j.1464-5491.2007.02143.x
- Moreira, R. C., Mantovani, M. F., and Soriano, J. V. (2015). Nursing Case Management and Glycemic Control Among Brazilians with Type 2 Diabetes: Pragmatic Clinical Trial. *Nurs. Res.* 64 (4), 272–281. doi:10.1097/NNR.000000000000104
- Nelson, K. M., McFarland, L., and Reiber, G. (2007). Factors Influencing Disease Self-Management Among Veterans with Diabetes and Poor Glycemic Control. *J. Gen. Intern. Med.* 22 (4), 442–447. doi:10.1007/s11606-006-0053-8
- Sarkadi, A., and Rosenqvist, U. (2004). Experience-Based Group Education in Type 2 Diabetes: A Randomised Controlled Trial. *Patient Educ. Couns.* 53 (3), 291–298. doi:10.1016/j.pec.2003.10.009
- Sarkar, U., Fisher, L., and Schillinger, D. (2006). Is Self-Efficacy Associated with Diabetes Self-Management across Race/Ethnicity and Health Literacy. *Diabetes care* 29 (4), 823–829. doi:10.2337/diacare.29.04.06.dc05-1615
- Van Eikenhorst, L., Taxis, K., van Dijk, L., and de Gier, H. (2017). Pharmacist-led Self-Management Interventions to Improve Diabetes Outcomes. A Systematic Literature Review and Meta-Analysis. *Front. Pharmacol.* 8, 891. doi:10.3389/fphar.2017.00891
- Wishah, R. A., Al-Khawaldeh, O. A., and Albsoul, A. M. (2015). Impact of Pharmaceutical Care Interventions on Glycemic Control and Other Health-Related Clinical Outcomes in Patients with Type 2 Diabetes: Randomized Controlled Trial. *Diabetes Metab. Syndr.* 9 (4), 271–276. doi:10.1016/j.dsx.2014.09.001
- Yaghoubi, M., Mansell, K., Vatanparast, H., Steeves, M., Zeng, W., and Farag, M. (2017). Effects of Pharmacy-Based Interventions on the Control and Management of Diabetes in Adults: A Systematic Review and Meta-Analysis. *Can. J. Diabetes* 41 (6), 628–641. doi:10.1016/j.cjcd.2017.09.014

**Conflict of Interest:** The authors declare that the research was conducted in the absence of any commercial or financial relationships that could be construed as a potential conflict of interest.

**Publisher's Note:** All claims expressed in this article are solely those of the authors and do not necessarily represent those of their affiliated organizations, or those of the publisher, the editors and the reviewers. Any product that may be evaluated in this article, or claim that may be made by its manufacturer, is not guaranteed or endorsed by the publisher.

Copyright © 2022 Bukhsh, Khan, Phisalprapa, Duangjai, Saokaew, Nawaz, Ahmed and Goh. This is an open-access article distributed under the terms of the Creative Commons Attribution License (CC BY). The use, distribution or reproduction in other forums is permitted, provided the original author(s) and the copyright owner(s) are credited and that the original publication in this journal is cited, in accordance with accepted academic practice. No use, distribution or reproduction is permitted which does not comply with these terms.