



Efficacy of Non-pharmacologic Auxiliary Treatments in Improving Defecation Function in Children With Chronic Idiopathic Constipation: A Systematic Review and Network Meta-analysis

Jie Tang^{1†}, Huijuan Li^{2†} and Weibing Tang^{1*}

OPEN ACCESS

Edited by:

Pietro Vajro,
University of Salerno, Italy

Reviewed by:

Lida Sharifi-Rad,
Tehran University of Medical
Sciences, Iran
Vaidotas Urbonas,
Vilnius University Children's
Hospital, Lithuania

*Correspondence:

Weibing Tang
twbcn@njmu.edu.cn

[†]These authors have contributed
equally to this work and share first
authorship

Specialty section:

This article was submitted to
Pediatric Gastroenterology,
Hepatology and Nutrition,
a section of the journal
Frontiers in Pediatrics

Received: 12 February 2021

Accepted: 29 March 2021

Published: 27 April 2021

Citation:

Tang J, Li H and Tang W (2021)
Efficacy of Non-pharmacologic
Auxiliary Treatments in Improving
Defecation Function in Children With
Chronic Idiopathic Constipation: A
Systematic Review and Network
Meta-analysis.
Front. Pediatr. 9:667225.
doi: 10.3389/fped.2021.667225

¹ Department of Pediatric Surgery, Children's Hospital of Nanjing Medical University, Nanjing, China, ² Department of Neonatology, Children's Hospital of Nanjing Medical University, Nanjing, China

Background: Non-pharmacologic auxiliary treatments have been considered crucial therapies for treating chronic idiopathic constipation (CIC) during the past decades worldwide. Several treatment patterns are available, but their relative efficacy is obscure because there are no head-to-head randomized controlled trials, especially in children. We conducted this network meta-analysis to evaluate the effectiveness of these therapies in improving defecation function based on their direct comparisons with standard medical care.

Methods: Medline, Embase, and Cochrane Central were searched for randomized controlled trials (RCTs) published in English from inception to October 2020, assessing the efficacy of auxiliary therapies (behavior therapy, physiotherapy, biofeedback, or anorectal manometry) in children with CIC. We extracted data for endpoints, risk of bias, and evidence quality. Eligible studies in the meta-analysis reported the data of a dichotomous assessment of overall response to treatment (response or not) or defecation frequency per week after treatment. The hierarchical Bayesian network meta-analysis was used in the study. We chose a conservative methodology, random effects model, to pool data which could handle the heterogeneity well. The relative risk (RR) with 95% confidence intervals (CIs) was calculated for dichotomous outcomes. For continuous results, weighted mean difference (WMD) with related CIs was calculated. The included treatments were ranked to define the probability of being the best treatment.

Results: Seven RCTs (838 patients) met inclusion and endpoint criteria. Based on an endpoint of the absence of constipation (Rome criteria) with laxatives allowed, physiotherapy plus standard medical care (SMC) had the highest probability (84%) to be the most effective therapy. When the treatment response was defined as an absence of constipation with not laxatives allowed, biofeedback plus SMC ranked first (probability 52%). Physiotherapy plus SMC ranked first when the endpoint was based on defecation frequency per week with laxatives allowed (probability 86%).

Conclusion: Almost all auxiliary therapies are effective complementary therapies for treating CIC, but they needed to be used simultaneously with SMC. Nevertheless, because of the small number of eligible studies and their small sample sizes, the differences in treatment duration and the endpoints, large sample RCTs with long-term follow-up are required for further investigation.

Keywords: children, chronic idiopathic constipation, network meta-analysis, auxiliary therapies, non-pharmacologic treatments

INTRODUCTION

Chronic idiopathic constipation (CIC) is a common pediatric gastrointestinal disorder worldwide (1, 2). Patients with CIC always suffer from abdominal pain, painful bowel movements, large stools, and fecal incontinence (2, 3). At present, the standard medical care of functional constipation contains dietary adjustment, toilet training, reassurance, education, and the use of laxatives (2, 4, 5). It was reported that 50% of the children receiving standard medical care (SMC) still have symptoms after several years and that the complaints might persist till adulthood (6, 7). Studies in the USA reported that constipation caused millions of medical visits and substantial medical costs (8, 9).

Some non-pharmacologic auxiliary treatments have been deeply investigated during past decades, and the application of these therapies has significantly increased, such as behavior therapy, physiotherapy, biofeedback therapy, etc. (10–12). However, these studies focused on whether these auxiliary treatments had better effects and equal safety compared with standard medical care. There were no head-to-head randomized controlled trials to evaluate the relative efficacy of these auxiliary therapies, especially in children. Besides, due to economic development, social culture and other factors, not all countries and regions could provide all auxiliary therapies. The current information could not guide clinicians and policymakers to choose relatively better treatments according to local conditions to help these patients. With an increasing interest in these auxiliary treatments worldwide, we determined to conduct this network meta-analysis to compare these auxiliary treatments in efficacy of improving defecation function. We hope that this research could provide evidence and new insight on chronic idiopathic constipation treatment in children.

METHODS

According to the Cochrane Handbook for Systematic Reviews and Meta-Analyses guidelines (13), this network meta-analysis was performed. The Preferred Reporting Items for Systematic Reviews and Meta-Analyses (PRISMA) statement was adopted to guide the report of final results (14). The study followed a pre-specified study protocol registered in PROSPERO (CRD42020214699).

Search

A database search was performed in October 2020, using Medline, Embase, and Cochrane Central for treating chronic

idiopathic constipation in children. A comprehensive search strategy was established based on free-text terms, keywords, and medical subject heading (MeSH) terms, including constipation, children, and randomized controlled trial. Multiple different combinations of these terms were conducted by using “and/or.” All abstracts obtained according to the search strategy were independently evaluated by two investigators (TJ and LHJ) to screen out the studies matching the inclusion. For studies that might meet the inclusion criteria, full-text articles were requested. All the studies were independently determined by two researchers (TJ and LHJ) based on well-defined inclusion criteria. The conflicts were resolved after discussion between the researchers and a third researcher (TWB) with content expertise.

Inclusion Criteria

This meta-analysis was required to be conducted in randomized controlled trials of non-pharmacologic therapies for CIC treatment in children (<18 years). The controls were set as the SMC for treating CIC. The definition of CIC in this meta-analysis was based on the diagnosis of clinicians or the specific symptom-based criteria (e.g., the Rome criteria). Studies were excluded if the symptoms of constipation were complications of surgeries or other diseases, as well as drug-induced constipation.

Outcome Assessment

Curative rate (response to therapy) and defecation frequency were endpoints analyzed in this meta-analysis. In the eligible studies, the curative rate was defined as an absence of constipation with or without laxatives allowed. Defecation frequency was defined as defecation frequency per week with laxatives allowed. Because all of the above three have important clinical significance and are not included in each of the eligible studies, we did the subgroup meta-analysis of the three outcomes separately.

Data Extraction and Management

Two independent investigators (TJ and LHJ) performed data extraction from the eligible studies. Data were extracted as numbers of responders and non-responders or mean \pm SD for defecation frequency per week. We also collected data about characteristics of the eligible studies, such as study center location (by countries), number, age and gender distribution of subjects, criteria for diagnosing chronic idiopathic constipation, and study endpoints. Two investigators independently extracted relevant information such as allocation concealment, blinded model, and

the method of follow-up analysis to evaluate the study quality of the study.

Statistical Analysis

Data of intention-to-treat was used in this study. Bayesian network meta-analysis was conducted for each clinical endpoint by random effects consistency models (15–17). In the network meta-analysis, each eligible study contains similar and exchangeable (that is, transitivity) treatment effects (18). The network meta-analysis could combine direct or indirect evidence to produce relative treatment effect estimates (16, 19). We chose a conservative methodology, random effects models, to pool data that could handle the heterogeneity well (18, 20). The relative risk (RR) with 95% confidence intervals (CIs) was calculated for dichotomous outcomes. For continuous outcomes, weighted mean difference (WMD) with related CIs was calculated. The network meta-analysis was conducted using the ADDIS software v1.16.8. Models were computed using four chains with over-dispersed initial values, with Gibbs sampling based on 50,000 iterations after a burn-in phase of 10,000 in iterations. Network meta-analysis results usually give a more precise estimate than standard, pairwise analysis and can rank treatment to guide clinical decisions. The included treatments were ranked to define the probability of being the best treatment (20–22).

We assessed statistical heterogeneity using the I^2 -statistic. The values were representing mild (<25%), moderate (25–75%), and severe heterogeneity (>75%) (23).

Assessment of Risk of Bias

Risks of bias were assessed using Cochrane Handbook for Assessing the Risk of Bias. Two investigators independently evaluated the random sequence generation, allocation concealment, blinding of participants and investigators, blinding of outcome assessment, incomplete outcome data, selective reporting, and other biases. Due to the small number of studies included in this meta-analysis, it was hard to assess potential publication bias.

RESULTS

Systematic Review and Qualitative Assessment

In total, 573 citations were generated using the search strategy. After a preliminary evaluation, 17 of them appeared to be relevant to this network meta-analysis, and subsequent further assessment was carried out. Of these studies, 10 were excluded (Figure 1). We included 7 eligible articles reporting 7 clinical trials of interest clinical outcomes, including an absence of constipation with laxatives allowed, absence of constipation with laxatives not allowed, and defecation frequency per week. All eligible studies' characteristics were shown in Table 1. These studies contained 838 patients allocated to SMC or non-pharmacologic auxiliary therapies or non-pharmacologic auxiliary therapies plus SMC. Since the three clinical outcomes could not be combined for analysis, we did the subgroup meta-analysis of the three endpoints separately. The risk of bias is reported in Supplementary Figure 1. Although not all studies

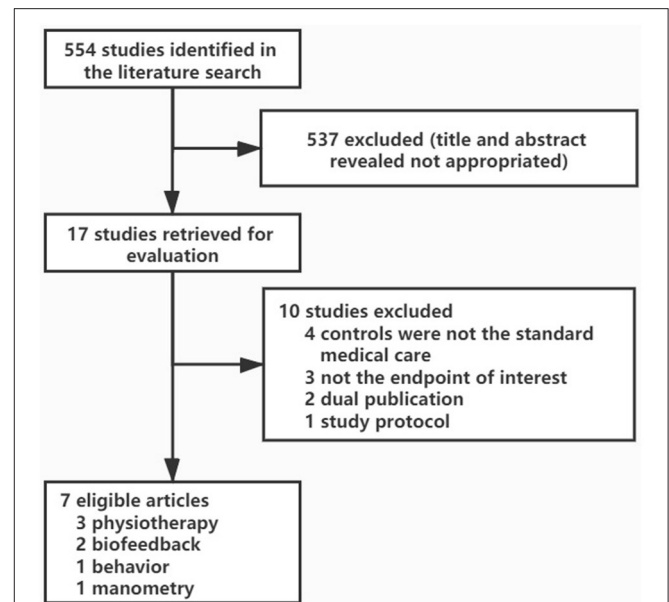


FIGURE 1 | Study selection.

reported a proper intention-to-treat analysis, we could extract the data from their articles and use them for further research. No studies conducted direct comparisons of one auxiliary therapy vs. another. As a result, an indirect evidence network meta-analysis relative to the comparison with SMC effects was made to evaluate the efficacy of several non-pharmacologic auxiliary treatments.

Bayesian Network Meta-Analysis

Three RCTs, including 321 children, reported data for the absence of constipation with laxatives allowed (10, 11, 24). One hundred and sixty (50%) patients were randomly assigned to behavior therapy or physiotherapy plus SMC. In this meta-analysis, physiotherapy was defined as the exercises for defecation-related muscles and training for sensory integration. Concerning the endpoint of the absence of constipation with laxatives allowed, physiotherapy could increase the success rate of the treatment on the basis of SMC. The results showed that SMC was better than behavior therapy alone. Treatment ranking indicated that physiotherapy plus SMC had a higher probability (84%) of being the best therapy (Figure 2).

Four RCTs, including 579 children, reported data for the absence of constipation with laxatives not allowed (12, 24–26). Two hundred and eighty-four patients were randomly assigned to biofeedback plus SMC, anorectal manometry plus SMC, or physiotherapy plus SMC. With respect to the clinical outcome, absence of constipation with laxatives not allowed, all three adjuvant therapies could better affect the treatment of chronic idiopathic constipation based on SMC. Treatment ranking indicated that biofeedback plus SMC had a higher probability (52%) of being the best therapy (Figure 3).

Two RCTs, including 346 children, reported data for defecation frequency per week with laxatives allowed (10, 27). One hundred and sixty-four patients were randomly assigned

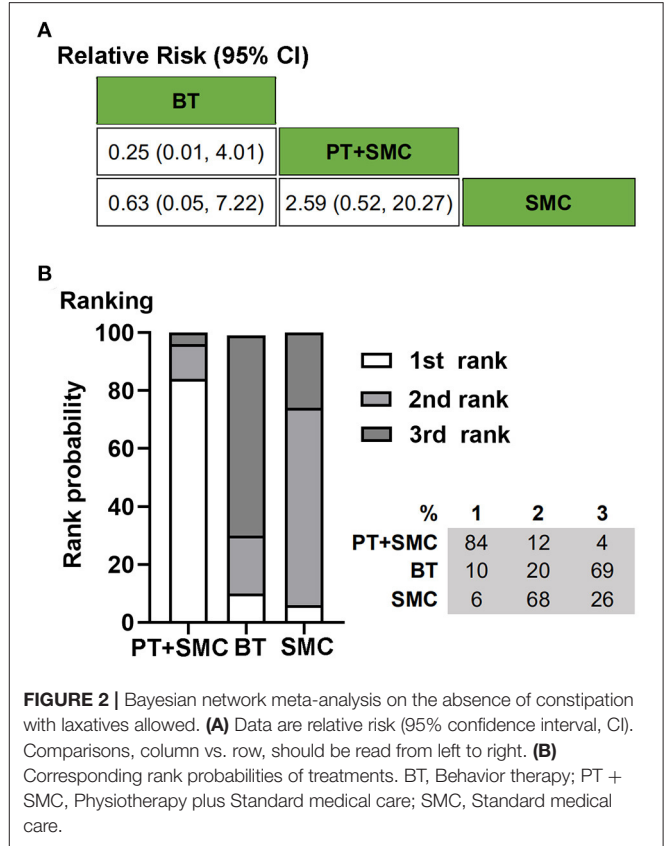
TABLE 1 | Study characteristics.

References	Country and number of centers	Endpoints used to define symptom improvement following therapy	Total number of patients	Gender, female %	Age (years)	Number of patients assigned to intervention	Number of patients assigned to control	Constipation criteria
1. van Dijk et al. (10)	Netherlands, one site	Treatment was considered successful if patients achieved a defecation frequency of ≥ 3 times per week and a fecal incontinence frequency of ≤ 1 time per 2 weeks, irrespective of laxatives use.	134	58/134 (43.2%)	6.9 ± 2.5 vs. 6.5 ± 2.1	67 patients; Behavior therapy.	67 patients; Standard medical care.	Patients had to meet at least 2 of 4 criteria: defecation frequency < 3 times per week, fecal incontinence ≥ 2 times per week, passage of large amounts of stool at least once every 7–30 days (large enough to clog the toilet), or a palpable abdominal or rectal fecal mass.
2. van Engelenburg-van Lonkhuyzen et al. (11)	Netherlands, one site	The absence of functional constipation according to the 6 Rome III criteria. This meant meeting 1 or fewer of the 6 Rome III criteria, irrespective of laxatives use.	53	29/53 (55%)	5–15 years	26 patients; physiotherapy intervention plus standard medical care.	27 patients; standard medical care training.	Rome III
3. van der Plas et al. (12)	Netherlands, one site	Treatment was considered successful if the patients achieved three or more bowel movements per week and < 2 soiling or encopresis episodes per month while not receiving laxatives for 4 weeks.	192	36/192 (34%)	8.0 (5–16)	98 patients; Five biofeedback training sessions plus standard medical care.	94 patients; Standard medical care: laxatives, dietary, toilet training, and maintenance of a diary of bowel habits.	They had to fulfill at least two of four criteria for pediatric constipation and were included if they had been treated medically for at least 1 month before randomization. ① stool frequency < 3 per week; ② two or more soiling and/or encopresis episodes per week; ③ periodic passage of very large amounts of stool at least once every 7–30 days; or ④ a palpable abdominal or rectal mass.
4. van Summeren et al. (24)	Netherlands, 5 sites	Defined as the absence of functional constipation (Rome III).	134	82/134 (61%)	7.6 ± 3.5 years	67 patients; physiotherapy plus standard medical care.	67 patients; standard medical care.	Rome III
5. Loening-Baucke (25)	USA	Patients were considered to have recovered from chronic constipation and encopresis if they met the following criteria: ≥ 3 bowel movements per week and ≤ 2 soiling episodes per month while not receiving laxatives for 4 weeks.	41	10/41 (24.3%)	5–16 years	22 patients; biofeedback treatment plus standard medical care.	19 patients; standard medical care.	If they had ≥ 2 soiling episodes per week and evidence of a huge amount of fecal material in the rectal ampulla at rectal examination.

(Continued)

TABLE 1 | Continued

References	Country and number of centers	Endpoints used to define symptom improvement following therapy	Total number of patients	Gender, female %	Age (years)	Number of patients assigned to intervention	Number of patients assigned to control	Constipation criteria
6. van Ginkel et al. (2:6)	Netherlands, one site	Successful treatment was defined as a defecation frequency of 3 or more per week and fewer than 1 soiling/encopresis episode per 2 weeks and no use of laxatives.	212	69/212 (33%)	5-17 years	97 patients; 2 manometry sessions plus standard medical care.	115 patients; standard medical care.	Subjects had to fulfill at least 2 of 4 following criteria: (1) stool frequency fewer than 3 per week; (2) 2 or more soiling and/or encopresis episodes per week; (3) periodic passage of very large amounts of stool every; (4) a palpable abdominal or rectal fecal mass.
7. Silva CAG et al. (2:7)	Brasil, one site	Defecation frequency per week with laxatives allowed	72	42/72 (58%)	4-18 years	36 patients; physiotherapy plus standard medical care.	36 patients; standard medical care.	Rome III

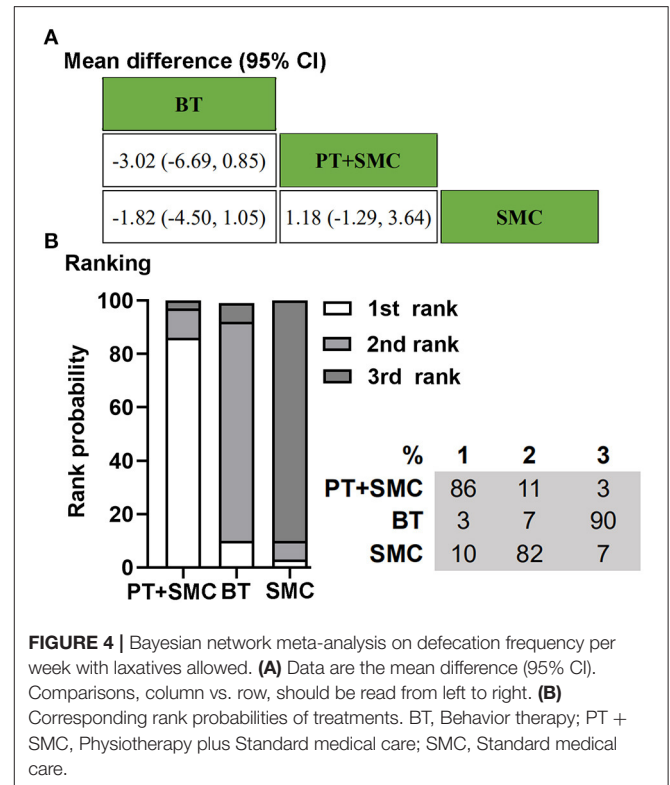
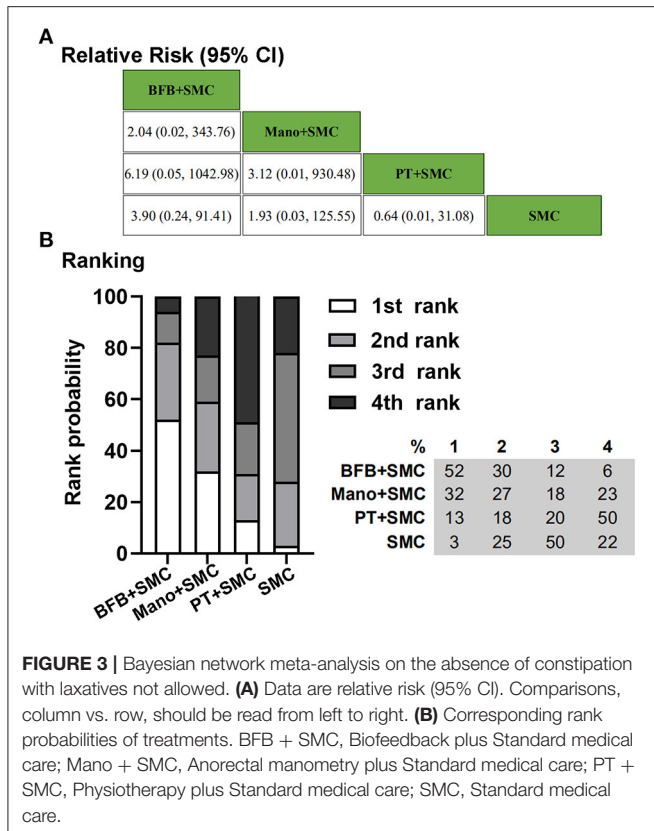


to behavior therapy or physiotherapy plus SMC. For the clinical outcome, defecation frequency per week with laxatives allowed, physiotherapy could play an auxiliary treatment effect based on SMC. Behavior therapy alone is not as effective as SMC. Treatment ranking indicated that physiotherapy plus SMC had a higher probability (86%) of being the best therapy (Figure 4).

All models converged adequately. Heterogeneity (global I^2) was moderate for the absence of constipation with laxatives allowed and absence of constipation with laxatives not allowed, high for defecation frequency per week (90.3%) (Supplementary Figure 2). Model fitting was compared using the deviance information criterion and shown to be similar.

DISCUSSION

The network meta-analysis showed that non-pharmacologic therapies could improve clinical outcomes based on SMC. However, SMC was still a better choice than non-pharmacologic treatment alone for the treatment of constipation. As available studies were limited, and the included studies contained three different endpoints, we could not make an overall network analysis. As we know, the use of laxatives is an essential factor affecting the clinical outcome. we analyzed the three different endpoints, absence of constipation with laxatives allowed, defecation frequency per week with laxatives allowed, and absence of constipation with laxatives not allowed. For the two “laxatives allowed” related endpoints, we compared



three treatments, behavior therapy, SMC, and physiotherapy plus SMC. Physiotherapy plus SMC ranked first, whether based on the treatment success rate or the frequency of defecations. Concerning the “laxatives not allowed” related endpoint, we compared four treatments, biofeedback plus SMC, anorectal manometry plus SMC, physiotherapy plus SMC, and SMC. The biofeedback therapy plus SMC ranked first, while physiotherapy plus SMC was only better than SMC. According to the results, we found that SMC was better than a non-pharmacologic therapy used alone. However, based on SMC, any additional auxiliary treatments could increase benefits. Therefore, SMC is still the therapy worthy first recommendation, while other non-pharmacologic treatments are also worth trying.

We describe our research strategy, inclusion criteria, and data extraction process in detail. In order to get a reasonable estimate, we used the intention-to-analysis, with all dropouts assumed not having benefit from treatment. Random effects model was used to pool data to reduce the likelihood that any beneficial effect of non-pharmacologic therapies in CIC has been overestimated. Although heterogeneity was high in most of our analyses, it is mostly between different treatment measures. We conducted subgroup analysis based on different clinical outcomes, so we did not perform sensitivity analysis. Although few studies were included, we conducted a network meta-analysis for the first time to compare different non-pharmacologic auxiliary treatments in children with CIC. Biofeedback and physiotherapy are currently the most widely used adjuvant therapies in addition to standard

medical care, and they also performed better in this network meta-analysis compared to other methods.

Chronic idiopathic constipation mainly originates from uncoordinated movement of pelvic floor muscles and colonic motility disorder during defecation. Biofeedback therapy uses instruments to record certain biological information related to psychological and physiological activities that the human body is not aware of under normal circumstances (such as myoelectric activity, pressure changes, etc.) and convert it into perceptible “acoustic and optical signals.” Show it to the patient in a “visual and audible” form, allowing them to recognize their abnormal bowel movements. Under the guidance of computer programs and therapists, patients learn to consciously control their own abnormal psychological and physiological activities, gradually correct the uncoordinated movement of pelvic floor muscles and abdominal muscles, and achieve the purpose of curing constipation (28). Therefore, this treatment method is mainly carried out in older children because it requires them to effectively communicate with the therapist and accept this program psychologically and behaviorally to achieve a certain therapeutic effect.

Physiotherapy has been paid more and more attention in recent years. The main principle is to instruct patients to perform defecation-related muscles and sensory training to coordinate defecation. It mainly includes improving toilet behavior and posture, raising the awareness of defecation, learning to relax and increasing intra-abdominal pressure while defecating (29, 30). This program has a significant advantage. It only requires the guidance of experienced physiotherapists and does not require

the assistance of relevant equipment, which may help promote it in some developing countries and areas.

There are several limitations in this study. Most studies were conducted in referral populations, which means that the relative efficacy of these treatments is unclear in primary care populations. Because there were no head-to-head comparisons between different auxiliary treatments, estimates of relative effectiveness could only be based on indirect comparisons. There are several excluded RCTs reporting other non-pharmacologic therapies such as reflexology, interferential electrical stimulation. Simultaneously, the control treatments were non-standard medical care or the results could not be transmitted in this network meta-analysis (31, 32). Most of the included studies used curative rate as a primary outcome. The curative rate was calculated based on the symptoms of defecation frequency and fecal incontinence while not address other trouble problems, such as abdominal pain, straining during defecation, a sensation of incomplete evacuation, and feeling of anorectal obstruction. The effects of these auxiliary treatments involved in this meta-analysis on the above symptoms deserve further attention. Currently, the standard medical care for functional constipation contains dietary adjustment, toilet training, reassurance, education, and the use of laxatives. Most of the eligible studies did not describe the detailed drug use information, such as specific type, dosages. It may be because the types of laxatives suitable for children are limited, and all the included RCT studies did not provide detailed information about the use of drugs. The intervention methods were non-pharmacologic auxiliary treatments, which may also be another important reason. Therefore, we also did not consider the difference in clinical outcomes caused by different laxatives. Some clinical trials have compared the therapeutic effects of different laxatives in adults with constipation in recent years (33, 34). No high-quality clinical studies such as RCTs and relevant meta-analysis to compare the effects of the optimal doses of different drugs in pediatric constipation. In the future, we can design relevant RCT studies to clarify the role of different drugs in children with constipation to provide high-quality evidence for clinical decision-making.

REFERENCES

- Mearin F, Lacy BE, Chang L, Chey WD, Lembo AJ, Simren M, et al. Bowel disorders. *Gastroenterology*. (2016) 18:S0016-5085(16)00222-5. doi: 10.1053/j.gastro.2016.02.031
- Vriesman MH, Koppen I, Camilleri M, Di Lorenzo C, Benninga MA. Management of functional constipation in children and adults. *Nat Rev Gastroenterol Hepatol*. (2020) 17:21–39. doi: 10.1038/s41575-019-0222-y
- Thapar N, Benninga MA, Crowell MD, Di Lorenzo C, Mack I, Nurko S, et al. Paediatric functional abdominal pain disorders. *Nat Rev Dis Primers*. (2020) 6:89. doi: 10.1038/s41572-020-00222-5
- Madani S, Tsang L, Kamat D. Constipation in children: a practical review. *Pediatr Ann*. (2016) 45:e189–96. doi: 10.3928/00904481-20160323-01
- Constipation in Children and Young People: Diagnosis and Management*. London: National Institute for Health and Care Excellence (UK) (2017). Available online at: <https://www.nice.org.uk/guidance/cg99/resources/constipation-in-children-and-young-people-diagnosis-and-management-97575753285> (accessed July 13, 2017).
- Bongers ME, Benninga MA. Long-term follow-up and course of life in children with constipation. *J Pediatr Gastroenterol Nutr*. (2011) 53(Suppl. 2):S55–6.
- Afshar K, Mirbagheri A, Scott H, MacNeily AE. Development of a symptom score for dysfunctional elimination syndrome. *J Urol*. (2009) 182(Suppl. 4):1939–43. doi: 10.1016/j.juro.2009.03.009
- Peery AF, Crockett SD, Murphy CC, Lund JL, Dellon ES, Williams JL, et al. Burden and cost of gastrointestinal, liver, and pancreatic diseases in the United States: update 2018. *Gastroenterology*. (2019) 156:254–72.e11. doi: 10.1053/j.gastro.2018.08.063
- McCormick D. Managing costs and care for chronic idiopathic constipation. *Am J Manag Care*. (2019) 25(Suppl. 4):S63–9.
- van Dijk M, Bongers MEJ, de Vries G, Grootenhuis MA, Last BF, Benninga MA. Behavioral therapy for childhood constipation: a randomized, controlled trial. *Pediatrics (Evanston)*. (2008) 121:e1334. doi: 10.1542/peds.2007-2402

Network meta-analysis is able to compare the efficacy of different treatments without direct comparisons to provide credible ranking evidence for helping clinical decisions (21). Although almost all non-pharmacologic therapies are effective complementary therapies for treating pediatric CIC, they are needed to be used with SMC to enhance efficacy. Physiotherapy and biofeedback are the two-better choices among these four non-pharmacologic treatments. These evidence-based recommendations are important for patients, clinicians, and policymakers. In the future, large sample head-to-head trials of non-pharmacologic therapies are needed to obtain higher levels of evidence for the management of CIC children.

DATA AVAILABILITY STATEMENT

The original contributions presented in the study are included in the article/**Supplementary Material**, further inquiries can be directed to the corresponding author.

AUTHOR CONTRIBUTIONS

All the authors contributed to the work and approved the final version of the manuscript.

SUPPLEMENTARY MATERIAL

The Supplementary Material for this article can be found online at: <https://www.frontiersin.org/articles/10.3389/fped.2021.667225/full#supplementary-material>

Supplementary Figure 1 | Risk of bias and summary of all included studies using the Risk of Bias Assessment Tool for Randomized studies. **(A)** Bias graph; **(B)** Bias summary. +: low risk bias; -: high risk of bias; ?: unclear risk of bias.

Supplementary Figure 2 | Forest plots of randomized controlled studies of treatments in the management of chronic idiopathic constipation. **(A)** The forest plot and heterogeneity (I^2 -values) between trials concerning the endpoint of the absence of constipation with laxatives allowed. **(B)** The forest plot and heterogeneity (I^2 -values) between trials with respect to the endpoint of an absence of constipation with laxatives not allowed. **(C)** The forest plot and heterogeneity (I^2 -values) between trials with respect to the endpoint of defecation frequency per week with laxatives allowed.

11. van Engelenburg-van Lonkhuyzen ML, Bols EMJ, Benninga MA, Verwijs WA, de Bie RA. Effectiveness of pelvic physiotherapy in children with functional constipation compared with standard medical care. *Gastroenterology*. (2017) 152:82–91. doi: 10.1053/j.gastro.2016.09.015
12. van der Plas RN, Benninga MA, Buller HA, Bossuyt PM, Akkermans LM, Redekop WK, et al. Biofeedback training in treatment of childhood constipation: a randomised controlled study. *Lancet*. (1996) 348:776–80. doi: 10.1016/S0140-6736(96)03206-0
13. Higgins JP, Green S. *Cochrane Handbook for Systematic Reviews of Interventions: Cochrane Book Series*. (2021). Available online at: <https://training.cochrane.org/handbook/current>
14. Hutton B, Salanti G, Caldwell DM, Chaimani A, Schmid CH, Cameron C, et al. The PRISMA extension statement for reporting of systematic reviews incorporating network meta-analyses of health care interventions: checklist and explanations. *Ann Intern Med*. (2015) 162:777–84. doi: 10.7326/M14-2385
15. Higgins JP, Jackson D, Barrett JK, Lu G, Ades AE, White IR. Consistency and inconsistency in network meta-analysis: concepts and models for multi-arm studies. *Res Synth Methods*. (2012) 3:98–110. doi: 10.1002/jrsm.1044
16. Dias S, Welton NJ, Caldwell DM, Ades AE. Checking consistency in mixed treatment comparison meta-analysis. *Stat Med*. (2010) 29:932–44. doi: 10.1002/sim.3767
17. Biondi-Zoccai G, Abbate A, Benedetto U, Palmerini T, D'Ascenzo F, Frati G. Network meta-analysis for evidence synthesis: what is it and why is it posed to dominate cardiovascular decision making? *Int J Cardiol*. (2015) 182:309–14. doi: 10.1016/j.ijcard.2015.01.023
18. Dias S, Sutton AJ, Ades AE, Welton NJ. Evidence synthesis for decision making 2: a generalized linear modeling framework for pairwise and network meta-analysis of randomized controlled trials. *Med Decis Making*. (2013) 33:607–17. doi: 10.1177/0272989X12458724
19. Dias S, Welton NJ, Sutton AJ, Caldwell DM, Lu G, Ades AE. Evidence synthesis for decision making 4: inconsistency in networks of evidence based on randomized controlled trials. *Med Decis Making*. (2013) 33:641–56. doi: 10.1177/0272989X12455847
20. Mills EJ, Thorlund K, Ioannidis JP. Demystifying trial networks and network meta-analysis. *BMJ*. (2013) 346:f2914. doi: 10.1136/bmj.f2914
21. Salanti G, Ades AE, Ioannidis JP. Graphical methods and numerical summaries for presenting results from multiple-treatment meta-analysis: an overview and tutorial. *J Clin Epidemiol*. (2011) 64:163–71. doi: 10.1016/j.jclinepi.2010.03.016
22. Giacoppo D, Gargiulo G, Aruta P, Capranzano P, Tamburino C, Capodanno D. Treatment strategies for coronary in-stent restenosis: systematic review and hierarchical Bayesian network meta-analysis of 24 randomised trials and 4880 patients. *BMJ*. (2015) 351:h5392. doi: 10.1136/bmj.h5392
23. Higgins JP, Thompson SG, Deeks JJ, Altman DG. Measuring inconsistency in meta-analyses. *BMJ*. (2003) 327:557–60. doi: 10.1136/bmj.327.7414.557
24. van Summeren JJGT, Holtman GA, Kollen BJ, Lisman-van Leeuwen Y, van Ulsen-Rust AHC, Tabbers MM, et al. Physiotherapy for children with functional constipation: a pragmatic randomized controlled trial in primary care. *J Pediatr*. (2020) 216:25–31.e2. doi: 10.1016/j.jpeds.2019.09.048
25. Loening-Baucke V. Modulation of abnormal defecation dynamics by biofeedback treatment in chronically constipated children with encopresis. *J Pediatr*. (1990) 116:214–22. doi: 10.1016/S0022-3476(05)82877-X
26. van Ginkel R, Buller HA, Boeckxstaens GE, van Der Plas RN, Taminiou JA, Benninga MA. The effect of anorectal manometry on the outcome of treatment in severe childhood constipation: a randomized, controlled trial. *Pediatrics*. (2001) 108:E9. doi: 10.1542/peds.108.1.e9
27. Silva CAG, Motta MEFA. The use of abdominal muscle training, breathing exercises and abdominal massage to treat paediatric chronic functional constipation. *Colorectal Dis*. (2013) 15:e250–5. doi: 10.1111/codi.12160
28. Linkenhoker D. Tools of behavioral medicine: applications of biofeedback treatment for children and adolescents. *J Dev Behav Pediatr*. (1983) 4:16–20. doi: 10.1097/00004703-198303000-00004
29. van Summeren J, Holtman GA, Lisman-van LY, Louer L, van Ulsen-Rust A, Vermeulen KM, et al. Physiotherapy plus conventional treatment versus conventional treatment only in the treatment of functional constipation in children: design of a randomized controlled trial and cost-effectiveness study in primary care. *BMC Pediatr*. (2018) 18:249. doi: 10.1186/s12887-018-1231-7
30. van Summeren J, Dekker J, Berger M. Pelvic physiotherapy in children with functional constipation: promising but more research needed. *Gastroenterology*. (2017) 152:2080–1. doi: 10.1053/j.gastro.2017.02.042
31. Sharifi-Rad L, Ladi-Seyedian SS, Manouchehri N, Alimadadi H, Allahverdi B, Motamed F, et al. Effects of interferential electrical stimulation plus pelvic floor muscles exercises on functional constipation in children: a randomized clinical trial. *Am J Gastroenterol*. (2018) 113:295–302. doi: 10.1038/ajg.2017.459
32. Canbulat Sahiner N, Demirgoz Bal M. A randomized controlled trial examining the effects of reflexology on children with functional constipation. *Gastroenterol Nurs*. (2017) 40:393–400. doi: 10.1097/SGA.0000000000000196
33. Nelson AD, Camilleri M, Chirapongsathorn S, Vijayvargiya P, Valentin N, Shin A, et al. Comparison of efficacy of pharmacological treatments for chronic idiopathic constipation: a systematic review and network meta-analysis. *Gut*. (2017) 66:1611–22. doi: 10.1136/gutjnl-2016-311835
34. Luthra P, Camilleri M, Burr NE, Quigley E, Black CJ, Ford AC. Efficacy of drugs in chronic idiopathic constipation: a systematic review and network meta-analysis. *Lancet Gastroenterol Hepatol*. (2019) 4:831–44. doi: 10.1016/S2468-1253(19)30246-8

Conflict of Interest: The authors declare that the research was conducted in the absence of any commercial or financial relationships that could be construed as a potential conflict of interest.

Copyright © 2021 Tang, Li and Tang. This is an open-access article distributed under the terms of the Creative Commons Attribution License (CC BY). The use, distribution or reproduction in other forums is permitted, provided the original author(s) and the copyright owner(s) are credited and that the original publication in this journal is cited, in accordance with accepted academic practice. No use, distribution or reproduction is permitted which does not comply with these terms.