



OPEN ACCESS

EDITED AND REVIEWED BY
Jun Zhang,
University of Kansas Medical Center,
United States

*CORRESPONDENCE
Chunli Li
chunli5158@163.com

SPECIALTY SECTION
This article was submitted to
Thoracic Oncology,
a section of the journal
Frontiers in Oncology

RECEIVED 14 October 2022
ACCEPTED 28 November 2022
PUBLISHED 13 December 2022

CITATION
Zhao N, Yi Y, Cao W, Fu X,
Mei N and Li C (2022) Corrigendum:
Serum cytokine levels for predicting
immune-related adverse events and
the clinical response in lung cancer
treated with immunotherapy.
Front. Oncol. 12:1069999.
doi: 10.3389/fonc.2022.1069999

COPYRIGHT
© 2022 Zhao, Yi, Cao, Fu, Mei and Li.
This is an open-access article
distributed under the terms of the
[Creative Commons Attribution License
\(CC BY\)](https://creativecommons.org/licenses/by/4.0/). The use, distribution or
reproduction in other forums is
permitted, provided the original
author(s) and the copyright owner(s)
are credited and that the original
publication in this journal is cited, in
accordance with accepted academic
practice. No use, distribution or
reproduction is permitted which does
not comply with these terms.

Corrigendum: Serum cytokine levels for predicting immune-related adverse events and the clinical response in lung cancer treated with immunotherapy

Ni Zhao¹, Ye Yi¹, Wen Cao², Xiao Fu¹, Nan Mei³ and Chunli Li^{1*}

¹Department of Medical Oncology, The First Affiliated Hospital of Xi'an Jiaotong University, Xi'an, China, ²Department of Respiratory Medicine, The First Affiliated Hospital of Xi'an Jiaotong University, Xi'an, China, ³Department of Hematology, The First Affiliated Hospital of Xi'an Jiaotong University, Xi'an, China

KEYWORDS

biomarkers, cytokines, immunotherapy, lung cancer, immune related adverse events

A Corrigendum on:

[Serum cytokine levels for predicting immune-related adverse events and the clinical response in lung cancer treated with immunotherapy.](#)

By Zhao N, Yi Y, Cao W, Fu X, Mei N and Li C (2022) *Front. Oncol.* 12:923531. doi: 10.3389/fonc.2022.923531

In the published article, there was an error in the legend for [Figure 12](#) and [Figure 13](#) as published. There was a mistake in the legend for [Figure 12](#) and [Figure 13](#), an incorrect description was used.

“[Figure 12](#). (A) Differences in IL-6 levels after the second cycle therapy between CB and UCB; (B) The nomogram based on logistic multivariate analysis.” should be “[Figure 12](#). (A) Differences in IL-6 levels after the third cycle therapy between CB and UCB; (B) The nomogram based on logistic multivariate analysis.”

“[Figure 13](#) (A) Differences in IL-8 levels after the second cycle therapy between CB and UCB; (B) The nomogram based on logistic multivariate analysis.” should be “[Figure 13](#) (A) Differences in IL-8 levels after the third cycle therapy between CB and UCB; (B) The nomogram based on logistic multivariate analysis.”

The corrected legend appears below.

The authors apologize for this error and state that this does not change the scientific conclusions of the article in any way. The original article has been updated.

In the published article, there was an error in [Figure 3](#) as published. “81 patients had not been treated for six months at the end of follow-up and could not be analyzed for effectiveness.” should be “79 patients had not been treated for six months at the end of follow-up and could not be analyzed for effectiveness.”

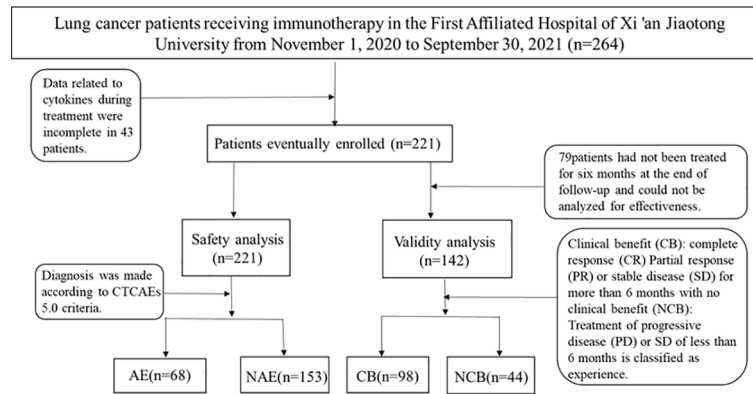


FIGURE 3 Selection process for patients.

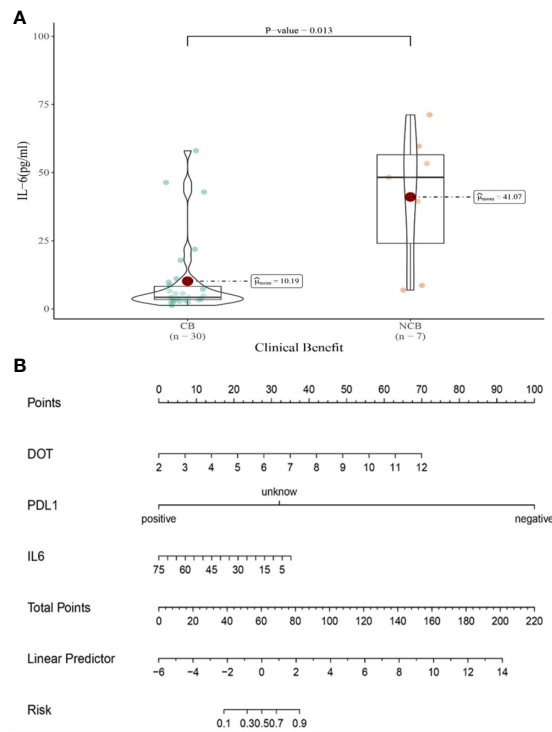


FIGURE 12 (A) Differences in IL-6 levels after the third cycle therapy between CB and UCB; (B) The nomogram based on logistic multivariate analysis.

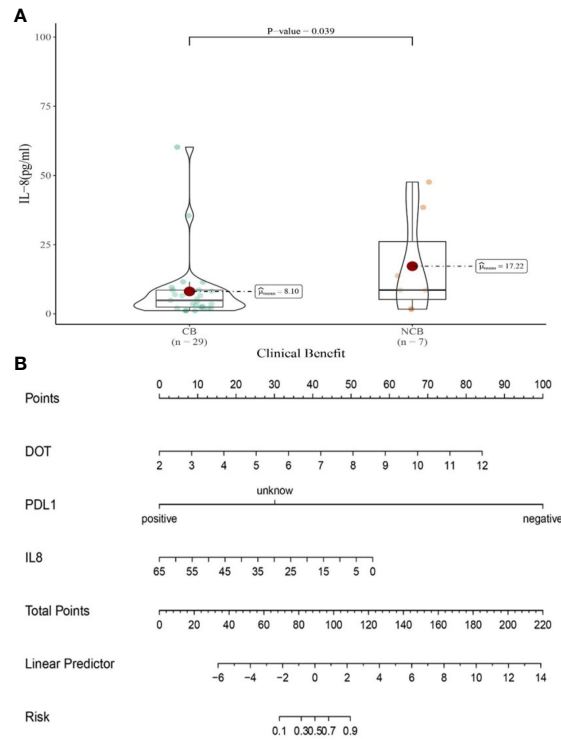


FIGURE 13
(A) Differences in IL-8 levels after the third cycle therapy between CB and UCB; **(B)** The nomogram based on logistic multivariate analysis.

The corrected Figure 3 and its caption appear below.

The authors apologize for this error and state that this does not change the scientific conclusions of the article in any way. The original article has been updated.

Publisher’s note

All claims expressed in this article are solely those of the authors and do not necessarily represent those of their affiliated organizations, or those of the publisher, the editors and the reviewers. Any product that may be evaluated in this article, or claim that may be made by its manufacturer, is not guaranteed or endorsed by the publisher.