



OPEN ACCESS

EDITED BY
Yong Li,
Zhejiang University, China

REVIEWED BY
Hong Pan,
Shandong Agricultural University,
China
Xiaoping Fan,
Zhejiang University, China

*CORRESPONDENCE

Rui Liu
rliu@cau.edu.cn

†These authors have contributed
equally to this work and share first
authorship

SPECIALTY SECTION

This article was submitted to
Terrestrial Microbiology,
a section of the journal
Frontiers in Microbiology

RECEIVED 06 June 2022

ACCEPTED 29 June 2022

PUBLISHED 19 July 2022

CITATION

Lei J, Fan Q, Yu J, Ma Y, Yin J and Liu R
(2022) A meta-analysis to examine
whether nitrification inhibitors work
through selectively inhibiting
ammonia-oxidizing bacteria.
Front. Microbiol. 13:962146.
doi: 10.3389/fmicb.2022.962146

COPYRIGHT

© 2022 Lei, Fan, Yu, Ma, Yin and Liu.
This is an open-access article
distributed under the terms of the
[Creative Commons Attribution License
\(CC BY\)](https://creativecommons.org/licenses/by/4.0/). The use, distribution or
reproduction in other forums is
permitted, provided the original
author(s) and the copyright owner(s)
are credited and that the original
publication in this journal is cited, in
accordance with accepted academic
practice. No use, distribution or
reproduction is permitted which does
not comply with these terms.

A meta-analysis to examine whether nitrification inhibitors work through selectively inhibiting ammonia-oxidizing bacteria

Jilin Lei[†], Qianyi Fan[†], Jingyao Yu, Yan Ma, Junhui Yin and
Rui Liu^{*}

College of Resources and Environmental Sciences, China Agricultural University, Beijing,
China

Nitrification inhibitor (NI) is often claimed to be efficient in mitigating nitrogen (N) losses from agricultural production systems by slowing down nitrification. Increasing evidence suggests that ammonia-oxidizing archaea (AOA) and ammonia-oxidizing bacteria (AOB) have the genetic potential to produce nitrous oxide (N₂O) and perform the first step of nitrification, but their contribution to N₂O and nitrification remains unclear. Furthermore, both AOA and AOB are probably targets for NIs, but a quantitative synthesis is lacking to identify the “indicator microbe” as the best predictor of NI efficiency under different environmental conditions. In this present study, a meta-analysis to assess the response characteristics of AOB and AOA to NI application was conducted and the relationship between NI efficiency and the AOA and AOB *amoA* genes response under different conditions was evaluated. The dataset consisted of 48 papers (214 observations). This study showed that NIs on average reduced 58.1% of N₂O emissions and increased 71.4% of soil NH₄⁺ concentrations, respectively. When 3, 4-dimethylpyrazole phosphate (DMPP) was applied with both organic and inorganic fertilizers in alkaline medium soils, it had higher efficacy of decreasing N₂O emissions than in acidic soils. The abundance of AOB *amoA* genes was dramatically reduced by about 50% with NI application in most soil types. Decrease in N₂O emissions with NI addition was significantly correlated with AOB changes ($R^2 = 0.135$, $n = 110$, $P < 0.01$) rather than changes in AOA, and there was an obvious correlation between the changes in NH₄⁺ concentration and AOB *amoA* gene abundance after NI application ($R^2 = 0.037$, $n = 136$, $P = 0.014$). The results indicated the principal role of AOB in nitrification, furthermore, AOB would be the best predictor of NI efficiency.

KEYWORDS

nitrous oxide, DMPP, amoxidation, edaphic conditions, microorganism

Introduction

Nitrification is a crucial process in the nitrogen (N) cycle, involving the oxidization of ammonium (NH_4^+) to nitrate (NO_3^-) through nitrite (NO_2^-). The process supplies significant amounts of N to be taken up by growing crops. However, unabsorbed N is lost to the atmosphere or the soil below the root zone. These unwanted losses of N have significant implications for the environment, for example NO_3^- leaching and greenhouse gas emissions (GHG), particularly nitrous oxide (N_2O). N_2O is a potent GHG which greatly contributes to global climate change, it has a 265-fold higher global warming potential than CO_2 (IPCC, 2014) and it is involved in the destruction of the protective ozone layer (Ravishankara et al., 2009), which has become one of society's most important challenges (Desloover et al., 2012).

The application of nitrification inhibitor (NI) is a promising technology to reduce N losses in different kinds of soil systems. In agriculture, several chemical compounds were designed to delay the steps of microbial oxidation of NH_4^+ to NO_3^- in the soil to decrease N_2O emissions, such as 3, 4-dimethylpyrazole phosphate (DMPP), dicyandiamide (DCD), and 2-chloro-6-(trichloromethyl) pyridine (nitrapyrin). Of these, DMPP is the most efficient commercial compound, which is applied as dihydrogen phosphate salt to reduce its loss through evaporation. NIs target the first step, i.e., the enzyme ammonia monooxygenase (AMO) in the case of DMPP (and other N-containing inhibitors) presumably through reversible complexation of the enzyme's Cu center (McCarty, 1999; Beeckman et al., 2018). Ammonia-oxidizing archaea (AOA) and bacteria (AOB) both perform the first step of nitrification and are probably targets for NIs. The impact of NIs in delaying nitrification and reducing N_2O emissions has been widely reported (Huang et al., 2014; Cai and Akiyama, 2017; Xu et al., 2019). However, the effectiveness of NIs varies greatly within different soils (Shi et al., 2017; Zhu et al., 2019), fertilizers (Pereira et al., 2010), and moisture content (Chen et al., 2010; Hu et al., 2015a; Fan et al., 2019). Soil temperature is another key factor controlling NI efficiency, which can subside after 1 week at 35°C (Barth et al., 2008; Chen et al., 2015). Furthermore, many studies focused on the impact and contribution of soil microorganisms on N_2O emissions (Chen et al., 2019; Lazcano et al., 2021; Yang et al., 2021; You et al., 2022). However, there is still a lack of direct evidence on whether soil microbial community, especially AOA and AOB, affects NI efficacy (Chen et al., 2010; Guardia et al., 2018; Lam et al., 2018).

Within the major N-cycling microbes, AOA and AOB are important functional strains, and both carry the *amoA* gene which encodes AMO (Xia et al., 2018). Due to its strong conserved nature, the *amoA* gene is often used as a biomarker for exploring ammonia-oxidizing microorganisms (Schleper and Nicol, 2010). This has certain advantages in analyzing the genetic diversity of ammonia-oxidizing microorganisms. The

differences in cellular biochemistry and physiology between AOA and AOB lead to their different ecological niches in different agroecosystems in terms of sensitivity to soil pH, soil texture, N forms, moisture, temperature and other conditions (Morimoto et al., 2011; Prosser and Nicol, 2012; Hu et al., 2015b). Hu et al. (2013) showed that the increase of nitrification activity in most acidic soils was positively correlated with the increase of AOA quantity, but not with AOB. In general, AOB dominates nitrification in neutral and alkaline soils, while AOA is more suitable to the acidic environment (Lu et al., 2012; Li et al., 2018). Increasing the NH_4^+ concentration will enhance the nitrification activity of AOB (Okano et al., 2014), while AOA prefers an environment with a lower NH_4^+ concentration. For example, a low pH environment is favorable for the formation of NH_4^+ and changes the utilization of NH_4^+ by AOB (Ying et al., 2017). Therefore, different edaphic and environmental conditions would influence AOA and AOB nitrification activity, and in turn affect the response of AOA and AOB to NI application.

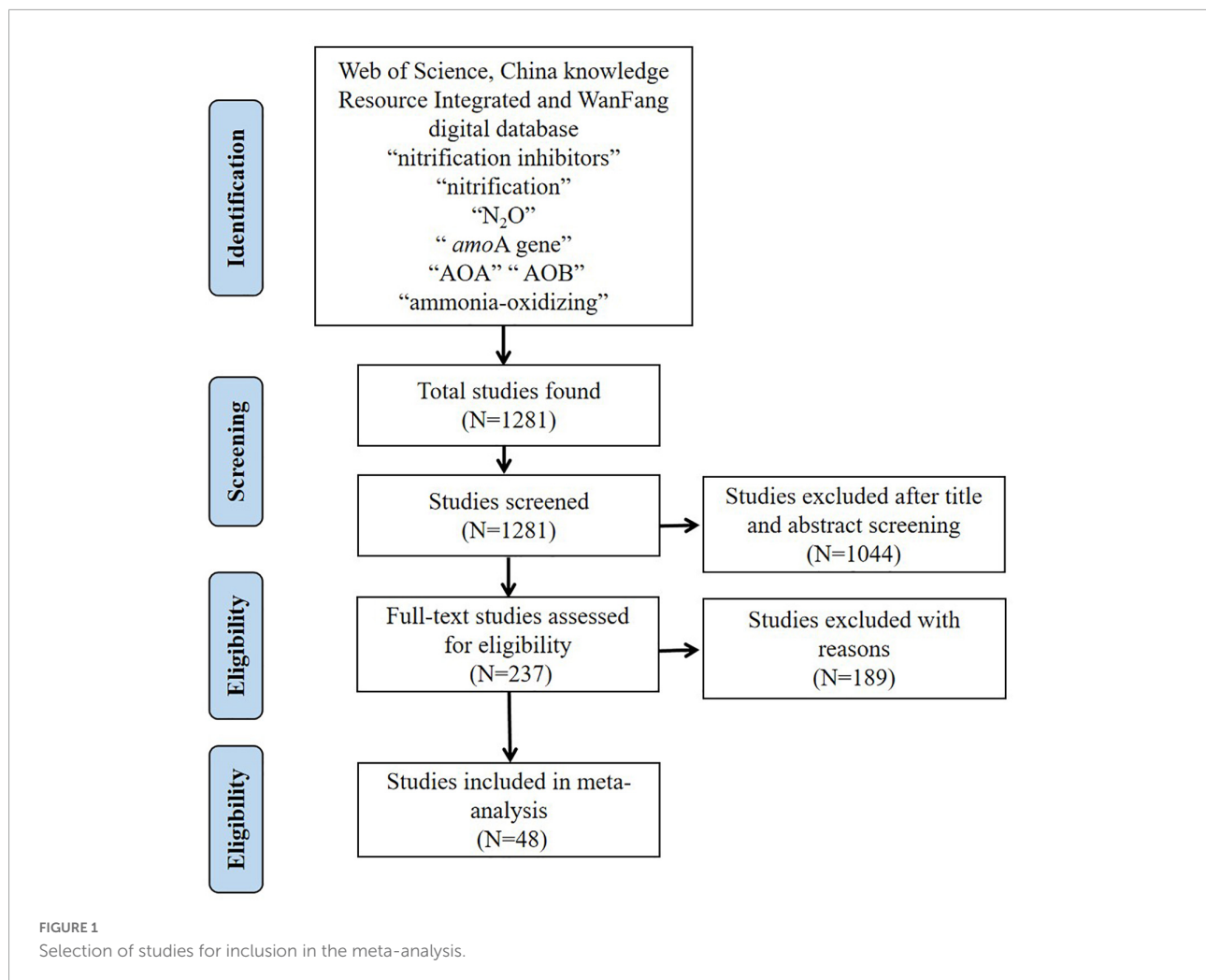
To date, most studies on the inhibitory effect of NIs on AOA and AOB have focused either on the change of the *amoA* gene population (Prosser and Nicol, 2008; Kleineidam et al., 2011) or on the change of the AOA and AOB community (Zhang et al., 2012a; Liu et al., 2015). There is very little research available with respect to the "indicator microbe," AOA or AOB, as the best predictor of NI efficiency under different environmental conditions. In acidic soils, AOA played a dominant role in nitrification and N_2O production (Liu et al., 2016; Gu et al., 2019; Zhou et al., 2020), but NIs especially DMPP showed a lower inhibitory effect in acidic soils. Furthermore, many studies showed that NIs effectively decreased the AOB population, but not AOA (Gong et al., 2013; Liu et al., 2015, 2017; Dong et al., 2018; Yin et al., 2021). Hence, it was hypothesized that AOB are more sensitive to NIs than AOA and NIs would work through selectively inhibiting AOB.

Using a meta-analytical approach, results of 48 individual studies were combined to estimate the variations of NI efficiency in different edaphic and experimental conditions. Moreover, the general trends in the response of AOA and AOB abundance to NI addition were explored. Lastly, the efficiency of NIs was investigated by looking at the relationship among AOA or AOB *amoA* gene abundance and N_2O emissions. This approach will help to identify the "indicator microbe," AOA or AOB, as the best predictor of NI efficiency under different environmental conditions.

Materials and methods

Data compilation

The databases used for the data collection included Web of Science, WanFang digital database and China knowledge Resource Integrated to search for relevant studies



published between 2010 and 2021. The key search terms were: nitrification inhibitors, nitrification, N_2O , *amoA* gene, AOA, AOB, ammonia-oxidizing. The number of studies selected at various stages is shown in the flow diagram in **Figure 1**. After screening the literature, the database consisted of 214 selected pairwise comparisons reported in 48 studies (**Supplementary Table 1**), which met predetermined quality criteria (studies with replication, with detailed information, and performed under greenhouse, field and controlled laboratory conditions) (Abalos et al., 2022). All the studies included pairwise comparisons in which treated soil (with NI addition) was compared to an untreated control (without NI addition). Furthermore, the collated observations which were screened should measure the abundance of the *amoA* functional gene for AOB and AOA and the studied ecosystem type belonged to pastoral or agricultural environments.

In these present analyses, to take full advantage of published results, multiple experimental treatments from the same study were included (e.g., treatments that varied by N fertilizer type). However, only one measurement from each

experimental replicate was included to maximize independence among measurements (Carey et al., 2016). For instance, the highest NH_4^+ concentration was selected from the studies where NH_4^+ concentration was measured multiple times from the same treatment.

The mitigation of cumulative N_2O emissions and the changes in NH_4^+ concentrations were considered as the evaluation variables of the NI inhibitory effect. The change of *amoA* gene abundance was reflected as the influence of NIs on microorganisms. Of all the 214 observations in the present study, observations 155, 174, 166, 147 concerned N_2O yield, NH_4^+ concentration, AOB *amoA* and AOA *amoA* gene abundance, respectively. Data on soil physical and chemical properties and experimental conditions were also collected from the original literature to analyze their influence on NI efficacy. Soil pH, soil organic matter (SOM), soil texture, soil moisture content (water filled pore space, WFPS and water holding capacity, WHC), soil temperature (TEMP), N fertilizer type, N application rate (NR), and NIs type were chosen to assess how edaphic conditions and management measures influenced NI

efficacy. The following were the categorical variables classified into different groups:

- Soil pH: (1) soil pH ≤ 6, (2) 6 < soil pH < 8, (3) soil pH ≥ 8
- SOM (g kg⁻¹): (1) SOM ≤ 20, (2) 20 < SOM ≤ 40, (3) SOM > 40
- Soil texture: (1) coarse (sand, loamy sand, sandy loam, loam, silt loam, and silt), (2) medium (sandy clay loam, clay loam, and silty clay loam), (3) fine (sandy clay, silty clay, and clay)
- WFPS and WHC: (1) WFPS and WHC ≤ 40%, (2) 40% < WFPS and WHC ≤ 60%, (3) 60% < WFPS and WHC ≤ 80%, (4) WFPS and WHC > 80%
- TEMP (°C): (1) TEMP ≤ 20, (2) 20 < TEMP ≤ 25, (3) TEMP > 25
- N fertilizer type: (1) NH₄⁺ based fertilizer (including ammonium chloride (NH₄Cl), ammonium nitrate (NH₄NO₃) and ammonium sulfate [(NH₄)₂SO₄]), (2) organic fertilizer (including livestock manure and urine), (3) urea, (4) both (combination of organic and inorganic fertilizer)
- NR (kg N ha⁻¹): (1) NR ≤ 100, (2) 100 < NR ≤ 150, (3) NR > 150
- NIs type: (1) DMPP, (2) DCD, (3) nitrapyrin and others

Data analysis

The natural logarithmic response ratio (lnRR) as an effect size for each observation was calculated as Equation (1) (Luo et al., 2006):

$$\ln RR = \ln \frac{X_t}{X_c} = \ln X_t - \ln X_c \quad (1)$$

where X_t is the average value of index X from NIs treatments and X_c is the average from the control treatments.

The results were expressed by using the conversion equation according to Equation (2) as percentage change:

$$\% \text{ change} = (e^{\ln RR} - 1) \times 100 \quad (2)$$

A positive percentage change indicated increases in N₂O yield, NH₄⁺ concentration, and *amoA* gene abundance after NI addition, while a negative percentage change indicated decreases in these variables (Sha et al., 2020). Replication-based weighting was used to avoid the effect of extreme weightings, using the following Equation (3) (Groenigen et al., 2011):

$$W = \frac{n_t \times n_c}{n_t + n_c}, V = \frac{1}{W} = \frac{n_t + n_c}{n_t \times n_c} \quad (3)$$

where n_t and n_c were the number of replications in the treatment group and control group, respectively.

The mean effect size of environmental and management variables on NI efficacy was calculated by a random-effect model

TABLE 1 Between-group heterogeneity (Q_b) illustrating the effects of NIs additions on N₂O emission and NH₄⁺ concentration across categorical modifiers.

Explanatory variables	N ₂ O		NH ₄ ⁺	
	Q _b	Q _b /Q _t	Q _b	Q _b /Q _t
Soil pH	16.06**	0.09	3.11	0.02
Soil texture	24.82**	0.16	0.64	0.006
Soil organic matter	3.45	0.03	15.02**	0.11
Moisture	2.60	0.02	9.15*	0.06
Temperature	3.81	0.02	18.99**	0.10
N application rate	3.47	0.02	13.30**	0.08
Fertilizer type	9.71*	0.06	7.24	0.04
NIs type	2.63	0.02	6.28*	0.04

Q_b/Q_t describes the proportion of total variation explained by each modifier. The P-value is the probability value for randomization tests (999 permutations) with sample size as the weighting function, calculated only for the Q_b values; *P < 0.05; **P < 0.01.

and 95% of confidence intervals (CIs) were produced by a bootstrapping procedure with 4,999 iterations (Sha et al., 2020). In the present meta-analysis, Metawin 2.1 software (Rosenberg et al., 2000) was applied to perform all the calculations. If the 95% CIs did not overlap zero, the effects of NIs on the evaluation variables were considered significant. When the 95% CIs of each categorical group did not overlap, there were significantly different from each other. For each categorical variable, total heterogeneity (Q_t) was segmented into within-group (Q_w) and between-group (Q_b). Q_b/Q_t describes the proportion of total variation explained by each modifier. The P-value is the probability value for randomization tests (999 permutations) with sample size as the weighting function, calculated only for the Q_b values. A particular categorical variable was considered to have a significant impact on the response ratio when Q_b was significant (P < 0.05) and was larger than the critical value (Carey et al., 2016). The heterogeneity in different categorical groups for each explanatory variable was also reported in Tables 1, 2. Of all observations (from the 48 studies) included in this meta-analysis, 113 and 110 measured the effect of NIs on N₂O emissions, and AOA and AOB *amoA* gene abundance simultaneously. Of those, 133 and 136 measured NI effects on NH₄⁺ concentration changes in addition to AOA and AOB *amoA* gene abundances, respectively. Based on these observations, a regression analysis was conducted in Origin 9.0 to explore the relationship between the effects of NIs on NH₄⁺ concentration, N₂O emission and *amoA* gene abundance.

Results

Inhibitory effect of nitrification inhibitors on nitrous oxide emissions

NIs effectively decreased N₂O emissions across all experimental and edaphic conditions. For the efficacy of

TABLE 2 Between-group heterogeneity (Q_b) illustrating the effects of NIs additions on ammonia oxidizer across categorical modifiers.

Explanatory variables	AOB		AOA	
	Q_b	Q_b/Q_t	Q_b	Q_b/Q_t
Soil Ph	3.53	0.03	0.16	0.002
Soil texture	1.37	0.01	5.99*	0.10
Soil organic matter	2.04	0.02	2.63	0.06
Moisture	3.31	0.02	1.39	0.02
Temperature	3.06	0.02	0.50	0.007
N application rate	0.89	0.006	3.00	0.04
Fertilizer type	43.76**	0.22	1.86	0.02
NIs type	0.80	0.01	0.17	0.002

Q_b/Q_t describes the proportion of total variation explained by each modifier. The P-value is the probability value for randomization tests (999 permutations) with sample size as the weighting function, calculated only for the Q_b values; * $P < 0.05$; ** $P < 0.01$.

NIs, soil pH, soil texture and fertilizer type were the best explanatory variables (Table 1 and Figures 2A, 3A). N_2O emissions were reduced by 54.9, 51.4, 77.4% by NIs in acidic, neutral and alkaline soils, respectively (Figure 2A), indicating that NIs performed better in alkaline soils than in neutral and acidic soils. The efficacy of NIs on reducing N_2O emissions reached 75.2% in medium soil (Figure 2A, 95% CIs ranged 8.0–10.62%) while it only reached 46.9 and 47.7% in coarse and fine soils, respectively. The combined application of NIs with both organic and NH_4^+ fertilizer or urea (at a relatively high N rate above 100 kg N ha^{-1}) performed better (71.7%) than the combined application of NIs with organic or inorganic fertilizer alone (43.8 and 52.2%) (Figure 3A). Of all observations, DMPP was the best NI to mitigate N_2O emissions (63.3%).

Effect of nitrification inhibitors on NH_4^+ concentration

NH_4^+ concentration was increased by 71.4% on average with NI application across all experimental and edaphic conditions. NIs had a stronger ability to restrain the oxidization of NH_4^+ in soil with low SOM (below 20 g kg^{-1}) when the soil WHC/WFPS was lower than 40% (Figures 2B, 3B). The effect of NIs in slowing nitrification was better when the temperature was lower than 20°C (Figure 3B and Table 1, $P < 0.01$). Different NIs showed different efficacies in inhibiting nitrification, and DMPP was the most effective inhibitor compared with others (98.9% average change, 95% CIs range 36.5–48.8%, Figure 3B and Table 1, $P < 0.05$). The greater soil NH_4^+ retention by DMPP was associated with a lower N application rate (below 100 kg N ha^{-1}) (Figure 3B and Table 1, $P < 0.05$). In addition, NH_4^+ concentration in alkaline and neutral soils was more responsive to NI addition than in acid soils.

Effect of nitrification inhibitors on ammonia-oxidizing bacteria and archaea

AOB *amoA* gene abundance negatively responded to NI addition (Figures 2C, 3C). The response ratio was always lower than or equal to zero, the magnitude significantly depended on fertilizer type ($P < 0.01$; Table 2). The efficacy of NIs on reducing AOB *amoA* gene abundance reached up to 90.08% when NIs were applied with organic fertilizer, which was higher than in NI application combined with inorganic fertilizer alone and with both organic and inorganic fertilizers (Figure 3C). However, no significant differences were observed in the response of AOB gene abundance to NIs across most of the categorical variables ($P > 0.05$; Table 2), including soil pH, NI type, SOM, moisture, TEMP, and NR.

The response ratio of AOA *amoA* gene abundance was always slightly lower than or equal to zero. It was observed that only soil texture had significant impact on the responses of AOA to NIs ($P < 0.05$; Table 2). Under certain experimental and edaphic conditions, NIs increased AOA *amoA* gene abundances (Figures 2D, 3D). Notably, AOA *amoA* gene abundance positively responded to NIs in medium and fine soils ($P < 0.05$; Table 2). Furthermore, when soil moisture was between 60 and 80% WHC/WFPS or NR was below 100 kg N ha^{-1} , NIs could increase AOA *amoA* gene abundance (Figure 3D).

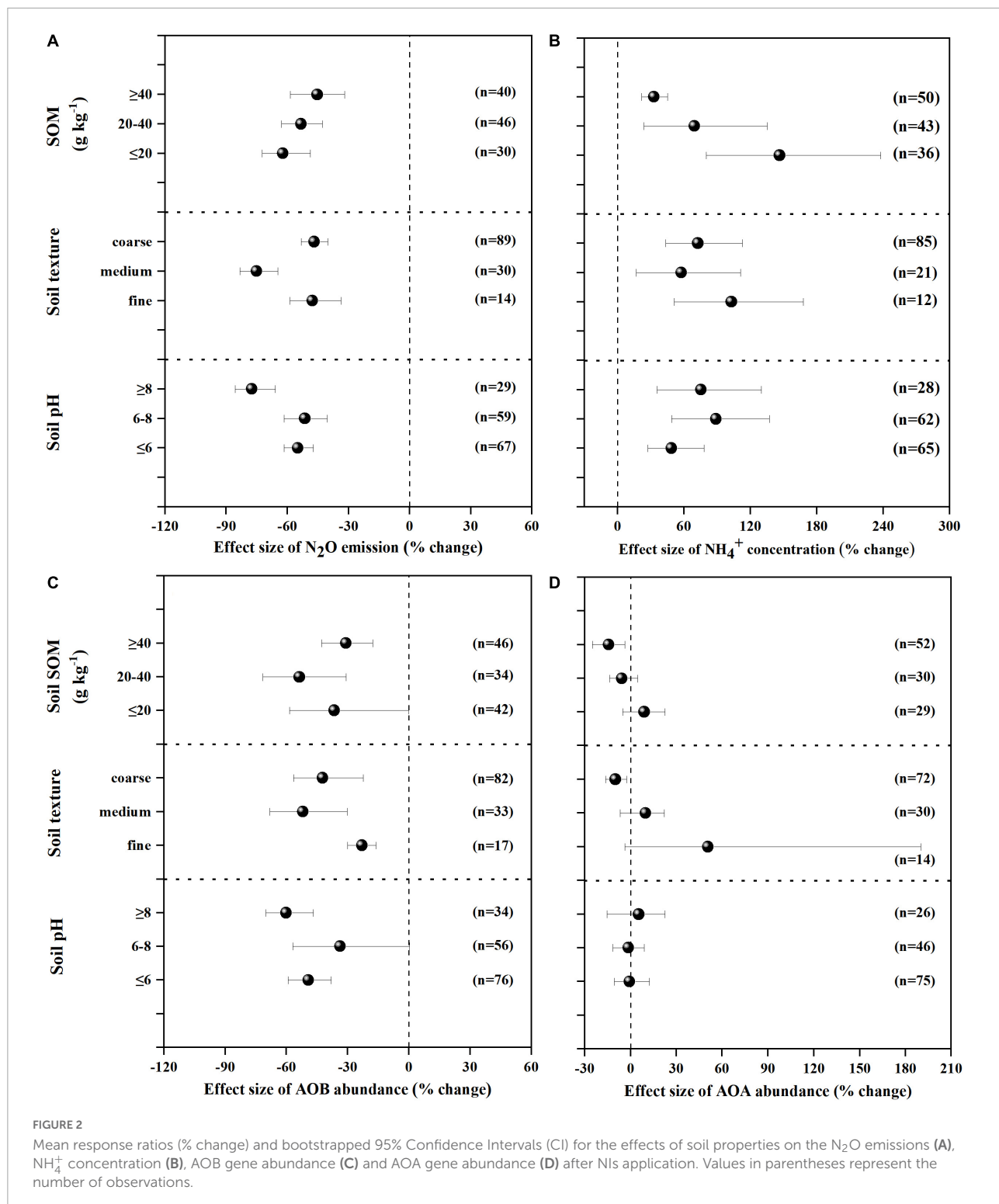
Relationship between nitrous oxide emissions, the efficiency of nitrification inhibitors and *amoA* gene response

The response ratio of AOB was significantly and positively correlated with N_2O emissions ($N_2O \text{ emission}[\ln R] = 0.42 \times \text{AOB}[\ln R] - 0.78$, $R^2 = 0.14$, $P < 0.01$; Figure 4A). In contrast, there was no significant correlation observed between the response ratio of AOA and N_2O emissions ($N_2O \text{ emission}[\ln R] = -0.06 \times \text{AOA}[\ln R] - 1.05$, $R^2 < 0.00$, $P = 0.71$; Figure 4A). There was an obvious correlation between the changes in NH_4^+ concentration and AOB *amoA* gene abundance after NI application ($NH_4^+ \text{ concentration}[\ln R] = -0.17 \times \text{AOB}[\ln R] + 0.47$, $R^2 = 0.04$, $P = 0.014$; Figure 4B).

Discussion

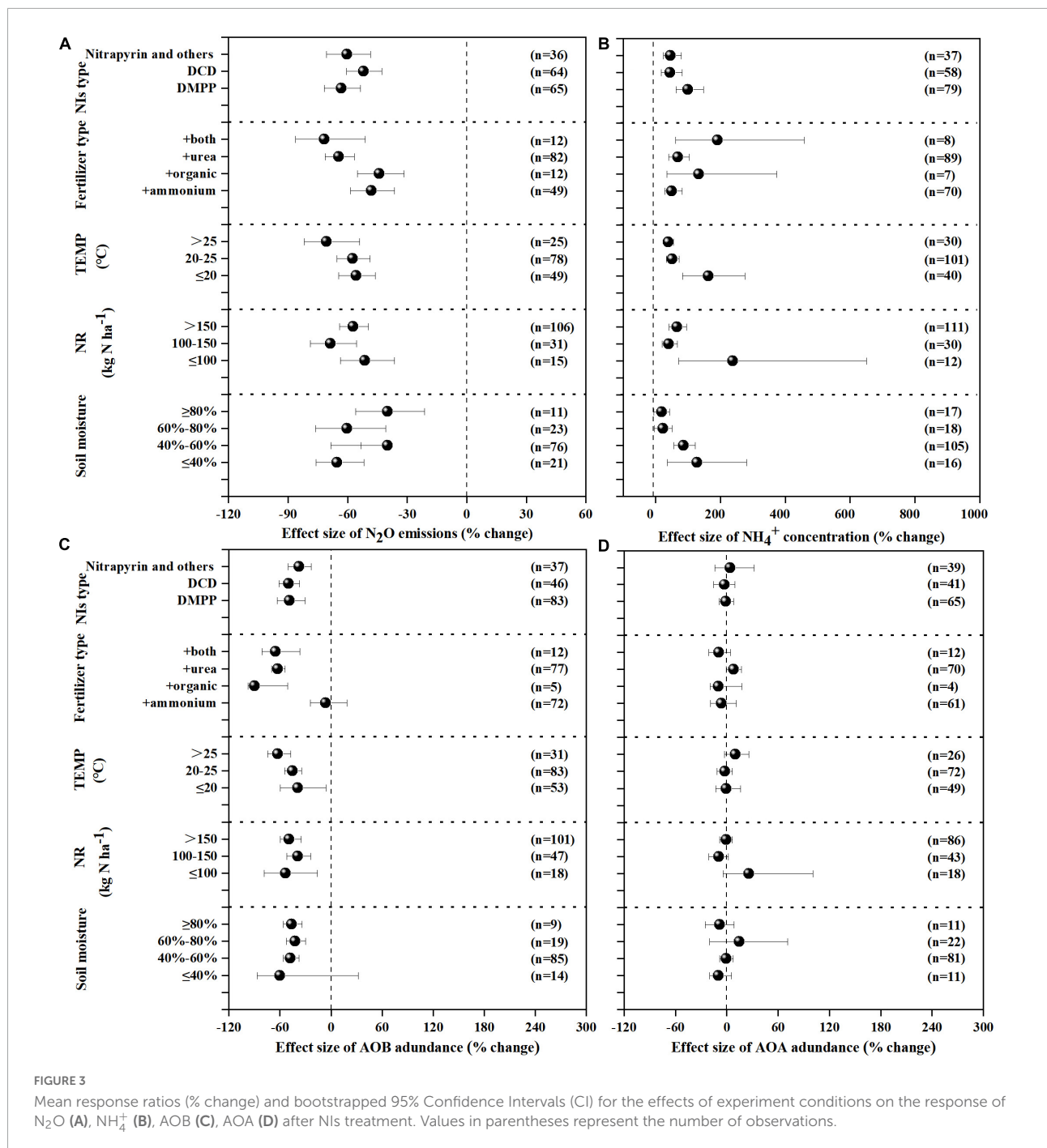
Effect of edaphic and experimental conditions on nitrification inhibitor efficacy

Soil pH was an important explanatory variable for NI efficacy in reducing N_2O emissions (Cui et al., 2021). The results



from the current meta-analysis showed that NIs had different effects on decreasing N₂O emissions under different soil pH (Figure 2A and Table 1, P < 0.01), and NIs efficacy had a positive response to soil pH. Firstly, it may be attributed to NIs being retained for longer in alkaline soils (pH ≥ 8). Soil

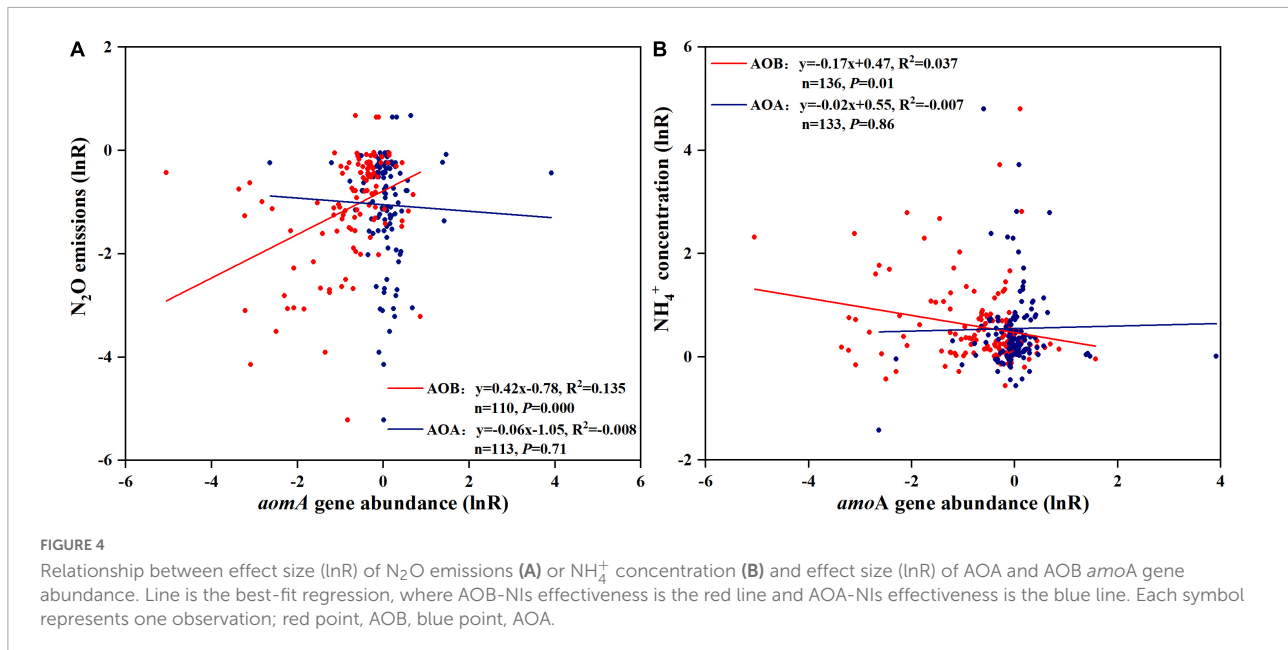
pH has been considered as one of the most important factors controlling NI efficacy, because pH has potential to impact the degradation rate of the NIs in soils. Cui et al. (2021) showed that DMPP performed better in alkaline soil compared to acid soil conditions, which may be caused by the shorter half-life



time of DMPP in acidic soil compared to alkaline soil. DMPP undergoes degradation in soil through chemical reaction steps, potentially involving reactive oxygen species (ROS) generated through abiotic and/or biotic processes (Sidhu et al., 2021), which would possibly be affected by pH. Secondly, soil pH played a vital role in controlling N₂O emissions from soils (Morkved et al., 2007). Wang Y. et al. (2018) demonstrated that soil pH was negatively correlated with N₂O emission, indicating less N₂O emission from alkaline soils. In the current research,

the inhibition efficacy of NIs on reducing N₂O emissions increased with soil pH, indicating that NIs were more effective in alkaline soils. It may be also attributed to the less N₂O emissions from alkaline soils.

SOM and soil texture were also considered as main factors affecting NI performance (Jarvis et al., 2007). Previous studies have reported a negative correlation between NI efficacy and SOM and clay content (Barth et al., 2008; Zhu et al., 2019). High SOM and clay content could easily adsorb NIs, which



would influence their availability and effectiveness (Zhang et al., 2020; Cui et al., 2021). Furthermore, SOM could be used by soil microorganisms as energy, carbon (C), and N source, which improve microbial bioactivity, leading to accelerated biodegradation of NIs (Fisk et al., 2015). Clay had a protective effect on nitrifying oxidizers (Neufeld and Knowles, 1999). Higher clay content might make microorganisms less susceptible to being affected by inhibitors, thus weakening NIs inhibitory effects. Therefore, the current study found that NIs delayed ammonia oxidation and inhibited N₂O emissions more efficiently in medium soils with lower SOM.

Soil temperature had a significant effect on NIs inhibition on nitrification ($P < 0.01$). Temperature influenced the rate of nitrification, which might affect the inhibitory effect of NIs on nitrification and NH₄⁺ retention (Mathieu et al., 2006). Irigoyen et al. (2003) reported that the nitrification rate accelerated at 20°C, but slowed down when the temperature reached up to 30°C. A lower temperature ($\leq 20^\circ\text{C}$) was favorable for improving the efficacy of NIs on delaying the nitrification rate, which may also be attributed to the rapid decomposition of NIs by microorganisms in high temperature (Irigoyen et al., 2003; Wang X. et al., 2018). Yu et al. (2015) found that the increased NH₄⁺ concentration by DMPP at 15°C was 56 times higher than that at 25°C due to better persistence of the molecule of DMPP at 15°C. Hauser and Haselwandter (1990) also demonstrated that the degradation rate of DCD reached its highest between 25°C and 33°C. The above studies were consistent with the results in this study, in which the addition of NIs increased NH₄⁺ concentration in temperatures below 20°C.

Kirschke et al. (2019) found that the effect of NIs on nitrification was negatively correlated with soil moisture, which was consistent with this study. The probable reason was that

higher water content may increase the distance between NI and NH₄⁺ because of faster diffusion of NH₄⁺ than that of NIs (Azam et al., 2001). On the other hand, the soil was supposed to be hypoxic at high water content (80% WFPS), inducing denitrification occurrence and dominance (Menéndez et al., 2008). Nitrification dominated at 40% WFPS, which was conducive to the effect of NIs on NH₄⁺ retention (Menéndez et al., 2012). This would also explain the negative correlation between the effect of NIs on NH₄⁺ retention and soil moisture in the current study.

The combined application of NIs with the appropriate N fertilizers could improve their efficacy (Vincent et al., 2018). The present results showed that the combined application of NIs with organic fertilizer could enhance NIs inhibitory effect on N₂O emissions. On the one hand, the application of organic fertilizer significantly improved soil pH, which could prolong the retention time of NIs and thus improve the efficacy of NIs in inhibiting N₂O emissions (Zhang et al., 2012b). On the other hand, as observed in the current study, the efficacy of NIs in reducing AOB *amoA* gene abundance was highest when NIs were applied with organic fertilizer, thus N₂O emission mitigation by NIs reaching its maximum. NR significantly influenced the effect size of NIs on NH₄⁺ retention. Better NI efficacy in increasing NH₄⁺ concentration could be observed at a lower N application rate ($\leq 100 \text{ kg N ha}^{-1}$). This is in accordance with previous findings by Rowlings et al. (2016), which revealed that N application which was less than the conventional rate could increase DMPP performance. Inappropriate N application rates may result in a large N surplus, providing adequate substrate of NH₄⁺ for ammonia volatilization and thus reducing the efficacy of the NI in increasing NH₄⁺ concentration (Nauer et al., 2018).

Response of ammonia oxidizers to nitrification inhibitors

AOB *amoA* gene abundance negatively responded to NI addition under different edaphic and experimental conditions. However, in contrast to AOB, AOA *amoA* gene abundance responded positively to NI addition in medium and fine soils. Fan et al. (2019) found an increase in AOA abundance after DMPP application in the tested soils, which was consistent with our results. Our results were also in good agreement with the study by Hink et al. (2018) and Fan et al. (2022), which reported that AOA growth were accelerated while AOB were inhibited with NIs. The growth of AOA might be promoted by organic compounds (Tourna et al., 2011; Ai et al., 2013), and it is possibly because that NIs such as acetylene and DMPP could be available C substrates for AOA (Florio et al., 2014; Hink et al., 2017). Compared to coarse soils, fine and medium soils showed a generally higher accumulation potential of SOM which provided sufficient C and N substrates for AOA proliferation (Kögel-Knabner et al., 2008; Dieckow et al., 2009). In line with results of this study, Shen et al. (2013) illustrated that most of the NIs appeared to have no effect on AOA in agricultural soils. Shi et al. (2016) also discovered that DMPP could strongly influence the metabolic activity of AOB by using DNA-stable isotope probing (SIP) but did not influence AOA. The potential physiological or metabolic differences between AOA and AOB (Prosser and Nicol, 2012) may explain the different responses of AOB and AOA to NIs. Furthermore, the most commonly used inhibitors suppressed microbial activity by chelating Cu active sites in AMO, and the periplasmic *AmoB*, a subunit of ammonia monooxygenase, presumably contains a copper-catalyzed active site (Monaghan et al., 2013; Beeckman et al., 2018). Lawton et al. (2014) found that archaea *AmoB* is a non-active enzyme and NIs tend to chelate on the active site of AOB to inhibit its activity, which indicated that the structural difference of the *AmoB* subunit and the ecophysiological differences also possibly lead to the variation in sensitivity among AOA and AOB to NIs (Tolar et al., 2017).

Fertilizer forms significantly affected the response of AOB to NIs, rather than the response of AOA (Tao et al., 2017). The results from the current study demonstrated that NIs showed the best performance in slowing down AOB growth in the case of organic fertilizer application, however, there was no difference observed on AOA abundance with NI application under different fertilizer forms. Wang et al. (2014) found an obvious stimulating effect of manure fertilization on the efficacy of NIs in reducing the population of AOB rather than AOA in a paddy soil, which was confirmed by the results of the current analysis. The application of organic fertilizer would provide an ideal alkaline environment for NIs to reduce AOB *amoA* gene abundance, which may be attributed to better activity and sensitivity of AOB to NI addition under alkaline conditions.

But AOA adapted to low pH conditions (i.e., have a pH optima below 7; Hatzenpichler, 2012).

The best-fit regression in this study showed that N₂O mitigation and NH₄⁺ concentration increase by NIs was positively correlated with the decrease of AOB-*amoA* gene abundance by NI application but not AOA-*amoA*. This supported the hypothesis that AOB are more sensitive to NIs than AOA and NIs would work through selectively inhibiting AOB. Previous studies illustrated that although the number of AOA far exceeds that of AOB in most terrestrial ecosystems, the N₂O production capacity of AOB was 10–1,000 times higher than that of AOA (Leininger et al., 2006; Jung et al., 2011; Xia et al., 2011; Gu et al., 2019). The main reason for that was that AOB-related N₂O was produced *via* nitrifier-denitrification and incomplete NH₂OH oxidation (Shaw et al., 2006; Wu et al., 2018), while the N₂O produced by AOA could not be attributed to nitrifier-denitrification, due to a lack of NO reductase (Tourna et al., 2011; Jung et al., 2014; Stieglmeier et al., 2014). Kozłowski et al. (2016) showed direct evidence that N₂O produced by AOA was attributed to abiotic reactions of released NO under anoxic conditions, in which *Nitrososphaera viennensis* EN76(T) (a Thaumarchaeon) was used as a test AOA. There was an obvious correlation between NH₄⁺ and AOB ($P < 0.05$; Figure 4B), indicating the high inhibitory effect of NIs on nitrification through inhibiting AOB, which was consistent with the results reported by Zerulla et al. (2001) and Di and Cameron (2011). The obvious correlation between NH₄⁺ concentration and AOB also revealed the dominate role of AOB in nitrification. Although the relationship between AOA *amoA* gene abundance and N₂O emissions, NH₄⁺ concentration after NI application was found to be insignificant in this study, AOA was also important for nitrification in soils. AOA had been shown to play an integral role in soil nitrification of some unmanaged soils (Huang et al., 2011; Isobe et al., 2015), with the greatest contribution likely occurring in N-limited scenarios. As observed in this study, AOB was more sensitive to NIs than AOA, even in soils where AOA were more abundant.

Conclusion

Soil pH, soil texture, SOM, soil temperature, and N application rate were identified to be the factors most affecting the efficacy of NIs. There was a significant positive correlation between NIs efficacy on decreasing N₂O emissions, increasing NH₄⁺ concentration and AOB *amoA* gene abundance reduction after NIs. Taken together, for both soil and experimental conditions, AOB plays a key role in nitrification and NIs specifically inhibit AOB rather than AOA, which indicates AOB would be the best predictor of NI efficiency. These results would provide a scientific basis for better modeling and N management strategies to reduce N₂O emissions and improve N use efficiency in agricultural systems.

Data availability statement

The original contributions presented in this study are included in the article/[Supplementary Material](#), further inquiries can be directed to the corresponding author.

Author contributions

JL: data curation, writing – original draft preparation and review and editing, conceptualization, and validation. QF: methodology, software, and writing – original draft preparation. JiY: formal analysis, investigation, and resources. YM and JuY: writing – reviewing and editing. RL: supervision, project administration, funding acquisition, conceptualization, and writing – reviewing and editing. All authors contributed to manuscript revision, read, and approved the submitted version.

Funding

This research was supported by the National Natural Science Foundation of China (grant no. 42007031).

References

- Abalos, D., Rittl, T. F., Recous, S., Thiébeau, P., Topp, C. F. E., Groenigen, K. J., et al. (2022). Predicting field N₂O emissions from crop residues based on their biochemical composition: a meta-analytical approach. *Sci. Total Environ.* 812:152532. doi: 10.1016/j.scitotenv.2021.152532
- Ai, C., Liang, G., Sun, J., Wang, B., He, P., and Zhou, W. (2013). Different roles of rhizosphere effect and long-term fertilization in the activity and community structure of ammonia oxidizers in a calcareous fluvo-aquic soil. *Soil Biol. Biochem.* 57, 30–42. doi: 10.1016/j.soilbio.2012.08.003
- Azam, F., Benckiser, G., Müller, C., and Ottow, J. C. G. (2001). Release, movement and recovery of 3, 4-dimethylpyrazole phosphate (DMPP), ammonium and nitrate from stabilized nitrogen fertilizer granules in a soil under laboratory conditions. *Biol. Fertil. Soils* 34, 118–125. doi: 10.1007/s003740100384
- Barth, G., Tucher, S. V., and Schmidhalter, U. (2008). Effectiveness of 3, 4-dimethylpyrazole phosphate as nitrification inhibitor in soil as influenced by inhibitor content, application form, and soil matrix potential. *Pedosphere* 18, 378–385. doi: 10.1016/S1002-0160(08)60028-4
- Beeckman, F., Motte, H., and Beeckman, T. (2018). Nitrification in agricultural soils: impact, actors and mitigation. *Curr. Opin. Biotechnol.* 50, 166–173. doi: 10.1016/j.copbio.2018.01.014
- Cai, Y., and Akiyama, H. (2017). Effects of inhibitors and biochar on nitrous oxide emissions, nitrate leaching, and plant nitrogen uptake from urine patches of grazing animals on grasslands: a meta-analysis. *Soil Sci. Plant Nutr.* 63, 405–414. doi: 10.1080/00380768.2017.1367627
- Carey, C. J., Dove, N. C., Beman, J. M., Hart, S. C., and Aronson, E. L. (2016). Meta-analysis reveals ammonia-oxidizing bacteria respond more strongly to nitrogen addition than ammonia-oxidizing archaea. *Soil Biol. Biochem.* 99, 158–166. doi: 10.1016/j.soilbio.2016.05.014
- Chen, D., Suter, H. C., Islam, A., and Edis, R. (2010). Influence of nitrification inhibitors on nitrification and nitrous oxide (N₂O) emission from a clay loam soil fertilized with urea. *Soil Biol. Biochem.* 42, 660–664. doi: 10.1016/j.soilbio.2009.12.014
- Chen, H., Yin, C., Fan, X., Ye, M., Peng, H., Li, T., et al. (2019). Reduction of N₂O emission by biochar and/or 3,4-dimethylpyrazole phosphate (DMPP) is closely linked to soil ammonia oxidizing bacteria and nosZI-N₂O reducer populations. *Sci. Total Environ.* 694:133658. doi: 10.1016/j.scitotenv.2019.133658
- Chen, Q., Qi, L., Bi, Q., Dai, P., Sun, D., Sun, C., et al. (2015). Comparative effects of 3,4-dimethylpyrazole phosphate (DMPP) and dicyandiamide (DCD) on ammonia-oxidizing bacteria and archaea in vegetable soil. *Appl. Microbiol. Biotechnol.* 99, 477–487. doi: 10.1007/s00253-014-6026-7
- Cui, L., Li, D., Wu, Z., Xue, Y., Xiao, F., Zhang, L., et al. (2021). Effects of Nitrification inhibitors on soil nitrification and ammonia volatilization in three soils with different pH. *Agronomy* 11, 1674. doi: 10.3390/agronomy11081674
- Desloover, J., Vlaeminck, S. E., Verstraete, W., and Boon, N. (2012). Strategies to mitigate N₂O emissions from biological nitrogen removal systems. *Curr. Opin. Biotechnol.* 23, 474–482. doi: 10.1016/j.copbio.2011.12.030
- Di, H., and Cameron, K. C. (2011). Inhibition of ammonium oxidation by a liquid formulation of 3,4-Dimethylpyrazole phosphate (DMPP) compared with a dicyandiamide (DCD) solution in six new Zealand grazed grassland soils. *J. Soils Sediments* 11, 1032–1039. doi: 10.1007/s11368-011-0372-1
- Dieckow, J., Bayer, C., Conceição, P. C., Zanatta, J. A., Martin-Neto, L., Milori, D. B. M., et al. (2009). Land use, tillage, texture and organic matter stock and composition in tropical and subtropical Brazilian soils. *Eur. J. Soil Sci.* 60, 240–249. doi: 10.1111/j.1365-2389.2008.01101.x
- Dong, D., Kou, Y., Yang, W., Chen, G., and Xu, H. (2018). Effects of urease and nitrification inhibitors on nitrous oxide emissions and nitrifying/denitrifying microbial communities in a rainfed maize soil: a 6-year field observation. *Soil Tillage Res.* 180, 82–90. doi: 10.1016/j.still.2018.02.010
- Fan, X., Chen, H., Yan, G., Ye, M., Yin, C., Li, T., et al. (2022). Niche Differentiation Among Canonical Nitrifiers and N₂O Reducers Is Linked to Varying Effects of Nitrification Inhibitors DCD and DMPP in Two Arable Soils. *Microb. Ecol.* [Epub ahead of print]. doi: 10.1007/s00248-022-02006-8
- Fan, X., Yin, C., Chen, H., Ye, M., Zhao, Y., Li, T., et al. (2019). The efficacy of 3, 4-dimethylpyrazole phosphate on N₂O emissions is linked to niche differentiation of ammonia oxidizing archaea and bacteria across four arable soils. *Soil Biol. Biochem.* 130, 82–93. doi: 10.1016/j.soilbio.2018.11.027
- Fisk, L. M., Maccarone, L. D., Barton, L., and Murphy, D. V. (2015). Nitrapyrin decreased nitrification of nitrogen released from soil organic matter but not *amoA* gene abundance at high soil temperature. *Soil Biol. Biochem.* 88, 214–223. doi: 10.1016/j.soilbio.2015.05.029

Conflict of interest

The authors declare that the research was conducted in the absence of any commercial or financial relationships that could be construed as a potential conflict of interest.

Publisher's note

All claims expressed in this article are solely those of the authors and do not necessarily represent those of their affiliated organizations, or those of the publisher, the editors and the reviewers. Any product that may be evaluated in this article, or claim that may be made by its manufacturer, is not guaranteed or endorsed by the publisher.

Supplementary material

The Supplementary Material for this article can be found online at: <https://www.frontiersin.org/articles/10.3389/fmicb.2022.962146/full#supplementary-material>

- Florio, A., Clark, I. M., Hirsch, P. R., Jhureea, D., and Benedetti, A. (2014). Effects of the nitrification inhibitor 3,4-dimethylpyrazole phosphate (DMPP) on abundance and activity of ammonia oxidizers in soil. *Biol. Fertil. Soils* 50, 795–807. doi: 10.1007/s00374-014-0897-8
- Gong, P., Zhang, L., Wu, Z., Chen, Z., and Chen, L. (2013). Responses of ammonia-oxidizing bacteria and archaea in two agricultural soils to nitrification inhibitors DCD and DMPP: a pot experiment. *Pedosphere* 23, 729–739. doi: 10.1016/S1002-0160(13)60065-X
- Groenigen, K. J. V., Osenberg, C. W., and Hungate, B. A. (2011). Increased soil emissions of potent greenhouse gases under increased atmospheric CO₂. *Nature* 475, 214–216. doi: 10.1038/nature10176
- Gu, Y., Mi, W., Xie, Y., Ma, Q., Wu, L., Hu, Z., et al. (2019). Nitrapyrin affects the abundance of ammonia oxidizers rather than community structure in a yellow clay paddy soil. *J. Soils Sediments* 19, 872–882. doi: 10.1007/s11368-018-2075-3
- Guardia, G., Marsden, K. A., Vallejo, A., Jones, D. L., and Chadwick, D. R. (2018). Determining the influence of environmental and edaphic factors on the fate of the nitrification inhibitors DCD and DMPP in soil. *Sci. Total Environ.* 624, 1202–1212. doi: 10.1016/j.scitotenv.2017.12.250
- Hatzenpichler, R. (2012). Diversity, physiology, and niche differentiation of ammonia-oxidizing archaea. *Appl. Environ. Microbiol.* 78, 7501–7510. doi: 10.1128/aem.01960-12
- Hauser, M., and Haselwandter, K. (1990). Degradation of dicyandiamide by soil bacteria. *Soil Biol. Biochem.* 22, 113–114. doi: 10.1016/0038-0717(90)90069-c
- Hink, L., Gubry-Rangin, C., Nicol, G. W., and Prosser, J. I. (2018). The consequences of niche and physiological differentiation of archaeal and bacterial ammonia oxidizers for nitrous oxide emissions. *ISME J.* 12, 1084–1093. doi: 10.1038/s41396-017-0025-5
- Hink, L., Nicol, G. W., and Prosser, J. I. (2017). Archaea produce lower yields of N₂O than bacteria during aerobic ammonia oxidation in soil. *Environ. Microbiol.* 19, 4829–4837. doi: 10.1111/1462-2920.13282
- Hu, H., Chen, D., and He, J. (2015b). Microbial regulation of terrestrial nitrous oxide formation understanding the biological pathways for prediction of emission rates. *FEMS Microbiol. Rev.* 39, 729–749. doi: 10.1093/femsre/fuv021
- Hu, H., Zhang, L., Dai, Y., Di, H., and He, J. (2013). pH-dependent distribution of soil ammonia oxidizers across a large geographical scale as revealed by high-throughput pyrosequencing. *J. Soils Sediments* 13, 1439–1449. doi: 10.1007/s11368-013-0726-y
- Hu, H., Zhang, L., Yuan, C., Zheng, Y., Wang, J., Chen, D., et al. (2015a). The large-scale distribution of ammonia oxidizers in paddy soils is driven by soil pH, geographic distance, and climatic factors. *Front. Microbiol.* 6:938. doi: 10.3389/fmicb.2015.00938
- Huang, R., Wu, Y., Zhang, J., Zhong, W., Jia, Z., and Cai, Z. (2011). Nitrification activity and putative ammonia-oxidizing archaea in acidic red soils. *J. Soils Sediments* 12, 420–428. doi: 10.1007/s11368-011-0450-4
- Huang, T., Gao, B., Hu, X., Lu, X., Well, R., Christie, P., et al. (2014). Ammonia-oxidation as an engine to generate nitrous oxide in an intensively managed calcareous Fluvo-aquic soil. *Sci. Rep.* 4:3950. doi: 10.1038/srep03950
- IPCC (2014). “Climate change 2014: synthesis report,” in *Contribution of Working Groups I, II and III to the Fifth Assessment Report of the Intergovernmental Panel on Climate Change*, eds R. K. Pachauri and L. A. Meyer (Geneva: IPCC), 151.
- Irigoyen, I., Muro, J., Azpilikueta, M., Aparicio-Tejo, P., and Lamsfus, C. (2003). Ammonium oxidation kinetics in the presence of nitrification inhibitors DCD and DMPP at various temperatures. *Soil Res.* 41, 1177–1183. doi: 10.1071/sr02144
- Isobe, K., Ohte, N., Oda, T., Murabayashi, S., Wei, W., Senoo, K., et al. (2015). Microbial regulation of nitrogen dynamics along the hillslope of a natural forest. *Front. Environ. Sci.* 2:63. doi: 10.3389/fenvs.2014.00063
- Jarvis, N., Larsbo, M., Roulier, S., Lindahl, A., and Persson, L. (2007). The role of soil properties in regulating non-equilibrium macropore flow and solute transport in agricultural topsoils. *Eur. J. Soil Sci.* 58, 282–292. doi: 10.1111/j.1365-2389.2006.00837.x
- Jung, M. Y., Park, S. J., Min, D., Kim, J. S., Rijpstra, W. I. C., Damsté, J. S. S., et al. (2011). Enrichment and Characterization of an Autotrophic Ammonia-Oxidizing Archaeon of Mesophilic Crenarchaeal Group I.1a from an Agricultural Soil. *Appl. Environ. Microbiol.* 77, 8635–8647. doi: 10.1128/aem.05787-11
- Jung, M. Y., Well, R., Min, D., Giesemann, A., Park, S. J., Kim, J. G., et al. (2014). Isotopic signatures of N₂O produced by ammonia-oxidizing archaea from soils. *ISME J.* 8, 1115–1125. doi: 10.1038/ismej.2013.205
- Kirschke, T., Spott, O., and Vetterlein, D. (2019). Impact of urease and nitrification inhibitor on NH₄⁺ and NO₃⁻ dynamic in soil after urea spring application under field conditions evaluated by soil extraction and soil solution sampling. *J. Plant Nutr. Soil Sci.* 182, 441–450. doi: 10.1002/jpln.201801513
- Kleineidam, K., Kosmrlj, K., Kublik, S., Palmer, I., Pfah, H., Ruser, R., et al. (2011). Influence of the nitrification inhibitor 3, 4-dimethylpyrazole phosphate (DMPP) on ammonia-oxidizing bacteria and archaea in rhizosphere and bulk soil. *Chemosphere* 84, 182–186. doi: 10.1016/j.chemosphere.2011.02.086
- Kögel-Knabner, I., Guggenberger, G., Kleber, M., Kandeler, E., Kalbitz, K., Scheu, S., et al. (2008). Organo-mineral associations in temperate soils: integrating biology, mineralogy, and organic matter chemistry. *J. Plant Nutr. Soil Sci.* 171, 61–82. doi: 10.1002/jpln.200700048
- Kozłowski, J. A., Stieglmeier, M., Schleper, C., Klotz, M. G., and Stein, L. Y. (2016). Pathways and key intermediates required for obligate aerobic ammonia-dependent chemolithotrophy in bacteria and Thaumarchaeota. *ISME J.* 10, 1836–1845. doi: 10.1038/ismej.2016.2
- Lam, S. K., Suter, S., Walker, C., Davies, R., Mosier, A. R., et al. (2018). Using urease and nitrification inhibitors to decrease ammonia and nitrous oxide emissions and improve productivity in a subtropical pasture. *Sci. Total Environ.* 644, 1531–1535. doi: 10.1016/j.scitotenv.2018.07.092
- Lawton, T. J., Ham, J. W., Sun, T. L., and Rosenzweig, A. C. (2014). Structural conservation of the B subunit in the ammonia monooxygenase/particulate methane monooxygenase superfamily. *Proteins* 82, 2263–2267. doi: 10.1002/prot.24535
- Lazcano, C., Zhu-Barker, X., and Decock, C. (2021). Effects of organic fertilizers on the soil microorganisms responsible for N₂O emissions: a review. *Microorganisms* 9:983. doi: 10.3390/microorganisms9050983
- Leininger, S., Urlich, T., Schloter, M., Schwark, L., Qi, J., Nicol, G. W., et al. (2006). Archaea predominate among ammonia-oxidizing prokaryotes in soils. *Nature* 442, 806–809. doi: 10.1038/nature04983
- Li, Y., Chapman, S. J., Nicol, G. W., and Yao, H. (2018). Nitrification and nitrifiers in acidic soils. *Soil Biol. Biochem.* 116, 290–301. doi: 10.1016/j.soilbio.2017.10.023
- Liu, R., Hayden, H. L., Hu, H., He, J., Suter, H., and Chen, D. (2017). Effects of the nitrification inhibitor acetylene on nitrous oxide emissions and ammonia-oxidizing microorganisms of different agricultural soils under laboratory incubation conditions. *Appl. Soil Ecol.* 119, 80–90. doi: 10.1016/j.apsoil.2017.05.034
- Liu, R., Hayden, H., Suter, H., He, J., and Chen, D. (2015). The effect of nitrification inhibitors in reducing nitrification and the ammonia oxidizer population in three contrasting soils. *J. Soils Sediments* 15, 1113–1118. doi: 10.1007/s11368-015-1086-6
- Liu, R., Hayden, H., Suter, H., Hu, H., Lam, S. K., He, J., et al. (2016). The effect of temperature and moisture on the source of N₂O and contributions from ammonia oxidizers in an agricultural soil. *Biol. Fertil. Soils* 53, 141–152. doi: 10.1007/s00374-016-1167-8
- Lu, L., Han, W., Zhang, J., Wu, Y., Wang, B., Lin, X., et al. (2012). Nitrification of archaeal ammonia oxidizers in acid soils is supported by hydrolysis of urea. *ISME J.* 6, 1978–1984. doi: 10.1038/ismej.2012.45
- Luo, Y., Hui, D., and Zhang, D. (2006). Elevated CO₂ stimulates net accumulations of carbon and nitrogen in land ecosystems: a meta-analysis. *Ecology* 87, 53–63. doi: 10.1890/04-1724
- Mathieu, O., Hénault, C., Lévêque, J., Bujard, E., Milloux, M. J., and Andreux, F. (2006). Quantifying the contribution of nitrification and denitrification to the nitrous oxide flux using ¹⁵N tracers. *Environ. Pollut.* 144, 933–940. doi: 10.1016/j.envpol.2006.02.005
- McCarthy, G. W. (1999). Modes of action of nitrification inhibitors. *Biol. Fertil. Soils* 29, 1–9. doi: 10.1007/s003740050518
- Menéndez, S., Barrena, I., Setien, I., González-Murua, C., and Estavillo, J. M. (2012). Efficiency of nitrification inhibitor DMPP to reduce nitrous oxide emissions under different temperature and moisture conditions. *Soil Biol. Biochem.* 53, 82–89. doi: 10.1016/j.soilbio.2012.04.026
- Menéndez, S., López-Bellido, R. J., Benítez-Vega, J., González-Murua, C., López-Bellido, L., and Estavillo, J. M. (2008). Long-term effect of tillage, crop rotation and N fertilization to wheat on gaseous emissions under rainfed Mediterranean conditions. *Eur. J. Agron.* 28, 559–569. doi: 10.1016/j.eja.2007.12.005
- Monaghan, R. M., Smith, L. C., and de Klein, C. A. M. (2013). The effectiveness of the nitrification inhibitor dicyandiamide (DCD) in reducing nitrate leaching and nitrous oxide emissions from a grazed winter forage crop in southern New Zealand. *Agric. Ecosyst. Environ.* 175, 29–38. doi: 10.1016/j.agee.2013.04.019
- Morimoto, S., Hayatsu, M., Hoshino, Y. T., Nagaoka, K., Yamazaki, M., Karasawa, T., et al. (2011). Quantitative analyses of ammonia-oxidizing archaea (AOA) and ammonia-oxidizing bacteria (AOB) in fields with different soil types. *Microbes Environ.* 26, 248–253. doi: 10.1264/jsm.e11127
- Morkved, P. T., Dorsch, P., and Bakken, L. R. (2007). The N₂O product ratio of nitrification and its dependence on long-term changes in soil pH. *Soil Biol. Biochem.* 39, 2048–2057. doi: 10.1016/j.soilbio.2007.03.006

- Nauer, P. A., Fest, B. J., Visser, L., and Arndt, S. K. (2018). On-farm trial on the effectiveness of the nitrification inhibitor DMPP indicates no benefits under commercial Australian farming practices. *Agric. Ecosyst. Environ.* 253, 82–89. doi: 10.1016/j.agee.2017.10.022
- Neufeld, J. D., and Knowles, R. (1999). Inhibition of nitrifiers and methanotrophs from an agricultural humisol by allylsulfide and its implications for environmental studies. *Appl. Environ. Microbiol.* 65, 2461–2465. doi: 10.1128/aem.65.6.2461-2465.1999
- Okano, Y., Hristova, K. R., Leutenegger, C. M., Jackson, L. E., Denison, R. F., Gebreyesus, B., et al. (2014). Application of real-time PCR to study effects of ammonium on population size of ammonia-oxidizing bacteria in soil. *Appl. Environ. Microbiol.* 70, 1008–1016. doi: 10.1128/aem.70.2.1008-1016.2004
- Pereira, J., Fangueiro, D., Chadwick, D. R., Misselbrook, T. H., Coutinho, J., and Trindade, H. (2010). Effect of cattle slurry pre-treatment by separation and addition of nitrification inhibitors on gaseous emissions and N dynamics: a laboratory study. *Chemosphere* 79, 620–627. doi: 10.1016/j.chemosphere.2010.02.029
- Prosser, J. I., and Nicol, G. W. (2008). Relative contributions of archaea and bacteria to aerobic ammonia oxidation in the environment. *Environ. Microbiol.* 10, 2931–2941. doi: 10.1111/j.1462-2920.2008.01775.x
- Prosser, J. I., and Nicol, G. W. (2012). Archaeal and bacterial ammonia-oxidisers in soil: the quest for niche specialisation and differentiation. *Trends Microbiol.* 20, 523–531. doi: 10.1016/j.tim.2012.08.001
- Ravishankara, A. R., Daniel, J. S., and Portmann, R. W. (2009). Nitrous Oxide (N₂O): the Dominant Ozone-Depleting Substance Emitted in the 21st Century. *Science* 326, 123–125. doi: 10.1126/science.1176985
- Rosenberg, M. S., Adams, D. C., and Gurevitch, J. (2000). *MetaWin (Version 2)*. Sunderland: Sinauer Associates.
- Rowlings, D. W., Scheer, C., Liu, S., and Grace, P. R. (2016). Annual nitrogen dynamics and urea fertilizer recoveries from a dairy pasture using ¹⁵N: effect of nitrification inhibitor DMPP and reduced application rates. *Agric. Ecosyst. Environ.* 216, 216–225. doi: 10.1016/j.agee.2015.09.025
- Schleper, C., and Nicol, G. W. (2010). Ammonia-oxidising archaea: physiology, ecology and evolution. *Adv. Microb. Physiol.* 57, 1–41. doi: 10.1016/b978-0-12-381045-8.00001-1
- Sha, Z., Ma, X., Wang, J., Lu, T., Li, Q., Misselbrook, T., et al. (2020). Effect of N stabilizer on fertilizer-N fate in soil-crop system: a meta-analysis. *Agric. Ecosyst. Environ.* 290:106763. doi: 10.1016/j.agee.2019.106763
- Shaw, L. J., Nicol, G. W., Smith, Z., Fear, J., Prosser, J. I., and Baggs, E. M. (2006). Nitrosospora spp. can produce nitrous oxide via a nitrifier denitrification pathway. *Environ. Microbiol.* 8, 214–222. doi: 10.1111/j.1462-2920.2005.00882.x
- Shen, T., Stieglmeier, M., Dai, J., Ulrich, T., and Schleper, C. (2013). Responses of the terrestrial ammonia-oxidizing archaeon Ca. Nitrososphaera viennensis and the ammonia-oxidizing bacterium Nitrosospora multiformis to nitrification inhibitors. *FEMS Microbiol. Lett.* 344, 121–129. doi: 10.1111/1574-6968.12164
- Shi, X., Hu, H., Muller, C., He, J., Chen, D., and Suter, H. (2016). Effects of the nitrification inhibitor 3,4-dimethylpyrazole phosphate on nitrification and nitrifiers in two contrasting agricultural soils. *Appl. Environ. Microbiol.* 82, 5236–5248. doi: 10.1128/aem.01031-16
- Shi, X., Hu, H., Zhu-Barker, X., Hayden, H., Wang, J., Suter, H., et al. (2017). Nitrifier-induced denitrification is an important source of soil nitrous oxide and can be inhibited by a nitrification inhibitor 3, 4-dimethylpyrazole phosphate. *Environ. Microbiol.* 19, 4851–4865. doi: 10.1111/1462-2920.13872
- Sidhu, P. K., Taggart, B. I., Chen, D., and Wille, U. (2021). Degradation of the Nitrification Inhibitor 3,4-Dimethylpyrazole Phosphate in Soils: indication of Chemical Pathways. *Agric. Sci. Technol.* 1, 540–549. doi: 10.1021/acsagcitech.1c00150
- Stieglmeier, M., Mooshammer, M., Kitzler, B., Wanek, W., Zechmeister-Boltenstern, S., Richter, A., et al. (2014). Aerobic nitrous oxide production through N-nitrosating hybrid formation in ammonia-oxidizing archaea. *ISME J.* 8, 1135–1146. doi: 10.1038/ismej.2013.220
- Tao, R., Wakelin, S. A., Liang, Y., and Chu, G. (2017). Response of ammonia-oxidizing archaea and bacteria in calcareous soil to mineral and organic fertilizer application and their relative contribution to nitrification. *Soil Biol. Biochem.* 114, 20–30. doi: 10.1016/j.soilbio.2017.06.027
- Tolar, B., Herrmann, J., Bargar, J. R., Bedem, H. V. D., Wakatsuki, S., and Francis, C. A. (2017). Integrated structural biology and molecular ecology of N-cycling enzymes from ammonia-oxidizing archaea. *Environ. Microbiol. Rep.* 9, 484–491. doi: 10.1111/1758-2229.12567
- Tourna, M., Stieglmeier, M., Spang, A., Könneke, M., Schintlmeister, A., Ulrich, T., et al. (2011). Nitrososphaera viennensis, an ammonia oxidizing archaeon from soil. *Proc. Natl. Acad. Sci. U.S.A.* 108, 8420–8425. doi: 10.1073/pnas.1013488108
- Vincent, B., Fuss, R., Mair, F. X., and Hülsbergen, K. J. (2018). N₂O emissions and nitrogen dynamics of winter rapeseed fertilized with different N forms and a nitrification inhibitor. *Agric. Ecosyst. Environ.* 259, 86–97. doi: 10.1016/j.agee.2018.02.028
- Wang, J., Zhang, L., Lu, Q., Raza, W., Huang, Q., and Shen, Q. (2014). Ammonia oxidizer abundance in paddy soil profile with different fertilizer regimes. *Appl. Soil Ecol.* 84, 38–44. doi: 10.1016/j.apsoil.2014.06.009
- Wang, X., Yan, B., Fan, B., Shi, L., and Liu, G. (2018). Temperature and soil microorganisms interact to affect *Dodonaea viscosa* growth on mountainsides. *Plant Ecol.* 219, 759–774. doi: 10.1007/s11258-018-0832-4
- Wang, Y., Guo, J., Vogt, R. D., Mulder, J., Wang, J., Zhang, X., et al. (2018). Soil pH as the chief modifier for regional nitrous oxide emissions: new evidence and implications for global estimates and mitigation. *Glob. Change Biol.* 24, e617–e626. doi: 10.1111/gcb.13966
- Wu, D., Zhao, Z., Han, X., Meng, F., Wu, W., Zhou, M., et al. (2018). Potential dual effect of nitrification inhibitor 3, 4-dimethylpyrazole phosphate on nitrifier denitrification in the mitigation of peak N₂O emission events in North China Plain cropping system. *Soil Biol. Biochem.* 121, 147–153. doi: 10.1016/j.soilbio.2018.03.010
- Xia, F., Wang, J., Zhu, T., Zou, B., Rhee, S. K., and Quan, Z. (2018). Ubiquity and Diversity of Complete Ammonia Oxidizers (Comammox). *Appl. Environ. Microbiol.* 84:e01390–18. doi: 10.1128/aem.01390-18
- Xia, W., Zhang, C., Zeng, X., Feng, Y., Weng, J., Lin, X., et al. (2011). Autotrophic growth of nitrifying community in an agricultural soil. *ISME J.* 5, 1226–1236. doi: 10.1038/ismej.2011.5
- Xu, J., Zhu, T., Xue, W., Ni, D., Sun, Y., Yang, J., et al. (2019). Influences of nitrification inhibitor 3, 4-dimethylpyrazole phosphate (DMPP) and application method on nitrogen dynamics at the centimeter-scale. *Eur. J. Soil Biol.* 90, 44–50. doi: 10.1016/j.ejsobi.2018.12.004
- Yang, L., Zhu, G., Ju, X., and Liu, R. (2021). How nitrification-related N₂O is associated with soil ammonia oxidizers in two contrasting soils in China? *Sci. Total Environ.* 770:143212. doi: 10.1016/j.scitotenv.2020.143212
- Yin, C., Fan, X., Chen, H., Jiang, Y., Ye, M., Yan, G., et al. (2021). 3, 4-Dimethylpyrazole phosphate is an effective and specific inhibitor of soil ammonia-oxidizing bacteria. *Biol. Fertil. Soils* 57, 753–766. doi: 10.1007/s00374-021-01565-1
- Ying, J., Li, X., Wang, N., Lan, Z., He, J., and Bai, Y. (2017). Contrasting effects of nitrogen forms and soil pH on ammonia oxidizing microorganisms and their responses to long-term nitrogen fertilization in a typical steppe ecosystem. *Soil Biol. Biochem.* 107, 10–18. doi: 10.1016/j.soilbio.2016.12.023
- You, L., Ros, G. H., Chen, Y., Yang, X., Cui, Z., Liu, X., et al. (2022). Global meta-analysis of terrestrial nitrous oxide emissions and associated functional genes under nitrogen addition. *Soil Biol. Biochem.* 165:108523. doi: 10.1016/j.soilbio.2021.108523
- Yu, Q., Ma, J., Zou, P., Lin, H., Sun, W., Yin, J., et al. (2015). Effects of combined application of organic and inorganic fertilizers plus nitrification inhibitor DMPP on nitrogen runoff loss in vegetable soils. *Environ. Sci. Pollut. Res.* 22, 472–481. doi: 10.1007/s11356-014-3366-x
- Zerulla, W., Barth, T., Dressel, J., Erhardt, K., von-Locquenghien, K. H., Pasda, G., et al. (2001). 3,4-Dimethylpyrazole phosphate (DMPP)-a new nitrification inhibitor for agriculture and horticulture. *Biol. Fertil. Soils* 34, 79–84. doi: 10.1007/s003740100380
- Zhang, A., Liu, Y., Pan, G., Hussain, Q., Li, L., Zheng, J., et al. (2012b). Effect of biochar amendment on maize yield and greenhouse gas emissions from a soil organic carbon poor calcareous loamy soil from Central China Plain. *Plant Soil* 351, 263–275. doi: 10.1007/s11104-011-0957-x
- Zhang, L., Hu, H., Shen, J., and He, J. (2012a). Ammonia-oxidizing archaea have more important role than ammonia-oxidizing bacteria in ammonia oxidation of strongly acidic soils. *ISME J.* 6, 1032–1045. doi: 10.1038/ismej.2011.168
- Zhang, Z., Gao, Q., Yang, J., Li, L., Li, Y., Liu, J., et al. (2020). Effect of soil organic matter on adsorption of nitrification inhibitor nitrapyrin in black soil. *Commun. Soil Sci. Plant Anal.* 51, 883–895. doi: 10.1080/00103624.2020.1744636
- Zhou, X., Wang, S., Ma, S., Zheng, X., Wang, Z., and Lu, C. (2020). Effects of commonly used nitrification inhibitors-dicyandiamide (DCD), 3,4-dimethylpyrazole phosphate (DMPP), and nitrapyrin on soil nitrogen dynamics and nitrifiers in three typical paddy soils. *Geoderma* 380:114637. doi: 10.1016/j.geoderma.2020.114637
- Zhu, G., Song, X., Ju, X., Zhang, J., Müller, C., Sylvester-Bradley, R., et al. (2019). Gross N transformation rates and related N₂O emissions in Chinese and UK agricultural soils. *Sci. Total Environ.* 666, 176–186. doi: 10.1016/j.scitotenv.2019.02.241