



Hydrogen Permeation Through Glass

Thorben Welter¹, Ralf Müller², Joachim Deubener^{1*}, Ulrich Marzok² and Stefan Reinsch²

¹ Institute of Non-Metallic Materials, Clausthal University of Technology, Clausthal-Zellerfeld, Germany, ² Bundesanstalt für Materialforschung und -prüfung (BAM), Berlin, Germany

Physical storage of gaseous hydrogen under high-pressure in glassy micro-containers such as spheres and capillaries is a promising concept for enhancing safety and the volumetric capacity of mobile hydrogen storage systems. As very low permeation through the container wall is required for storage of compressed hydrogen, development of glasses of minimal hydrogen permeability is needed. For this purpose, one has to understand better the dependence of hydrogen permeability on glass structure. The paper points out that minimizing the accessible free volume is a sound strategy to minimize hydrogen permeability. Based on previously measured and comprehensive literature data, it is shown that permeation is independently controlled by ionic porosity and network modifier content. Thus, ionic porosity in modified and fully polymerized networks can be decreased equally to the lowest hydrogen permeability among the glasses under study. Applying this concept, a drop of up to 30,000 with respect to the permeation of hydrogen molecules through silica glass is attainable.

OPEN ACCESS

Edited by:

Yong Gyu Choi,
Korea Aerospace University,
South Korea

Reviewed by:

Stefan Karlsson,
RISE Glass section, RISE Research
Institutes of Sweden, Sweden
Xiaoju Guo,
Corning Inc., United States

*Correspondence:

Joachim Deubener
joachim.deubener@tu-clausthal.de

Specialty section:

This article was submitted to
Glass Science,
a section of the journal
Frontiers in Materials

Received: 01 October 2019

Accepted: 17 December 2019

Published: 10 January 2020

Citation:

Welter T, Müller R, Deubener J,
Marzok U and Reinsch S (2020)
Hydrogen Permeation Through Glass.
Front. Mater. 6:342.
doi: 10.3389/fmats.2019.00342

Keywords: hydrogen storage, glass, permeability, solubility, diffusivity, ionic porosity

INTRODUCTION

Although gravimetric energy density of hydrogen gas (142 MJ kg⁻¹) is at least three times larger than that of liquid hydrocarbons like conventional fuel, it suffers from low volumetric storage capacity (Schlapbach and Züttel, 2001). Compressed hydrogen in form of onboard tanks and portable devices would offer a cost-effective and sustainable near-term solution of hydrogen storage due to its low infrastructure impact and small carbon footprint involved with the effective production of hydrogen in its gaseous state by water electrolysis or water splitting. Despite the overall attractiveness of pressurized hydrogen gas storage, there remain striking issues in selection of safe and lightweight encapsulation materials. As metals suffer from material embrittlement and cracking well-below its initial yield stress and polymers cannot offer low enough permeation rates, oxidic glasses are found to be promising candidates for cost-effective, safe, and long-term storage of pressurized hydrogen in micro containers such as hollow microspheres and capillaries (Zhevago, 2016). Hence, the usage of glass capillary arrays has received progressive attention in recent years, not least because of the well-established manufacturing process (precise redrawing tubes) but due to closed-packed (honeycomb) polymer coated structuring options in combination with a rapid refueling capability (Zhevago and Glebov, 2007; Holtappels et al., 2011; Prewitz et al., 2018).

Compressed hydrogen storage in glass micro-containers demands for low permeation through the container wall and for successful development of glass compositions for which the product of hydrogen solubility and diffusion coefficient is minimal. Besides low permeability, a strong performance of the glass during hot shaping, which is expressed mainly in the form of a sufficient workability and a small crystallization tendency, as well as during service, where chemical process robustness is important, have to be taken into account before implementing new compositions into storage applications (Prewitz et al., 2018). With respect to permeation, accessibility of free

volume of the network structure has been shown to be closely linked to the fundamental migration and solubility processes. For silica glass, predictions from noble gas solubility experiments under ambient conditions (Shackelford and Masaryk, 1978; Nakayama and Shackelford, 1990), high-pressure regimes (Shelby, 1976) and from molecular dynamics simulations (Chan and Elliott, 1991) result in a log-normal distribution of interstitial sites varying in size from 0.1 to 0.4 nm. Following the free volume approach, gas solubility and diffusion is then proportional to the fraction of the total interstitial volume that is connected to the main network and large enough for occupation (Shackelford, 2014).

Experimental studies, which are limited to fused silica and commercial borosilicate glasses (Johnson and Burt, 1922; Barrer, 1934; Altemose, 1961; Lee et al., 1962; Laska and Doremus, 1969; Laska et al., 1969; Morimoto et al., 1992; Shelby, 1996; Kurita et al., 2002), alkali-alkaline earth silicate glasses (Barton and Morain, 1970) and aluminoborosilicate glasses (Ried et al., 2014) show that isothermal permeability can vary up to three orders of magnitude. The underlying principles in the correlations between glass composition, accessible free volume and hydrogen permeation are still unclear. Only recently, a first attempt limited to hydrogen diffusivity was made by drawing a distinction between free volume reductions in modified and in fully polymerized networks (Welter et al., 2019).

The present paper picks up the threads that minimizing the accessible volume is a sound strategy to hinder migration and solubility of hydrogen molecules. Therefore, a broader data base is analyzed and a special focus is placed on the contributions in decreasing the total free volume that results from network modifying by creation of non-bridging oxygen (NBO = oxygen that is part of a tetrahedron but not shared with a second one. It forms the ionic bonds with the modifiers) and filling (“stuffing”) polymerized (NBO-free) silicate networks by introducing charge balanced network formers like aluminum and boron tetrahedra.

Compositional Dependence

Generally, permeation of hydrogen gas molecules through the thin wall (thickness d) of a glass capillary or hollow sphere of area A is proportional to the product of hydrogen solubility and diffusion coefficients. For the steady state (the directional flux is constant with time for $t \geq d^2/6D$; Barrer, 1941), the H₂ permeation can be approximated using Fick's first law (Shelby, 1996):

$$\frac{dQ}{dt} = \frac{A\Delta p}{d}P = \frac{A\Delta p}{d}SD, \quad (1)$$

where dQ/dt is the permeation rate (mol s⁻¹), Δp is the pressure difference (Pa) between inner and outer surface of the wall and S ; D , P are the coefficients of hydrogen solubility (mol m⁻³ Pa⁻¹), diffusion (m² s⁻¹) and permeation (mol m⁻¹ Pa⁻¹ s⁻¹), respectively. Equation (1) assumes Henry's law (physical dissolution), and that coefficients are independent on concentration. Solubility, diffusivity and permeability depend strongly on temperature. Within narrow temperature ranges,

permeability obeys an Arrhenius type dependence, which can be expressed as:

$$P = P_0 \exp\left(-\frac{E_P}{RT}\right), \quad (2)$$

where P_0 is the maximum hydrogen permeation at infinite temperature, also named permeation constant (mol m⁻¹ Pa⁻¹ s⁻¹), E_P is the activation energy (J mol⁻¹) for permeation, T is the temperature (K) and R is the gas constant (8.314 J mol⁻¹ K⁻¹). If broader temperature ranges are analyzed, a slight temperature dependence of the activation energy of Equation (2) becomes evident. Under these conditions, temperature dependence of gas permeability in glass is best described by Shelby and Keeton (1974) and (Shelby, 1977a):

$$P = P_0 T \exp\left(-\frac{E_P}{RT}\right) \quad (3)$$

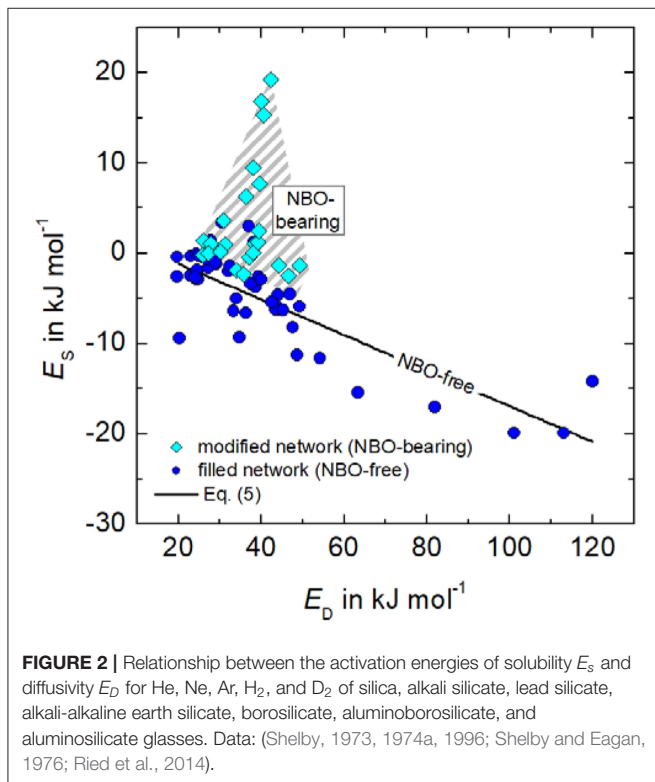
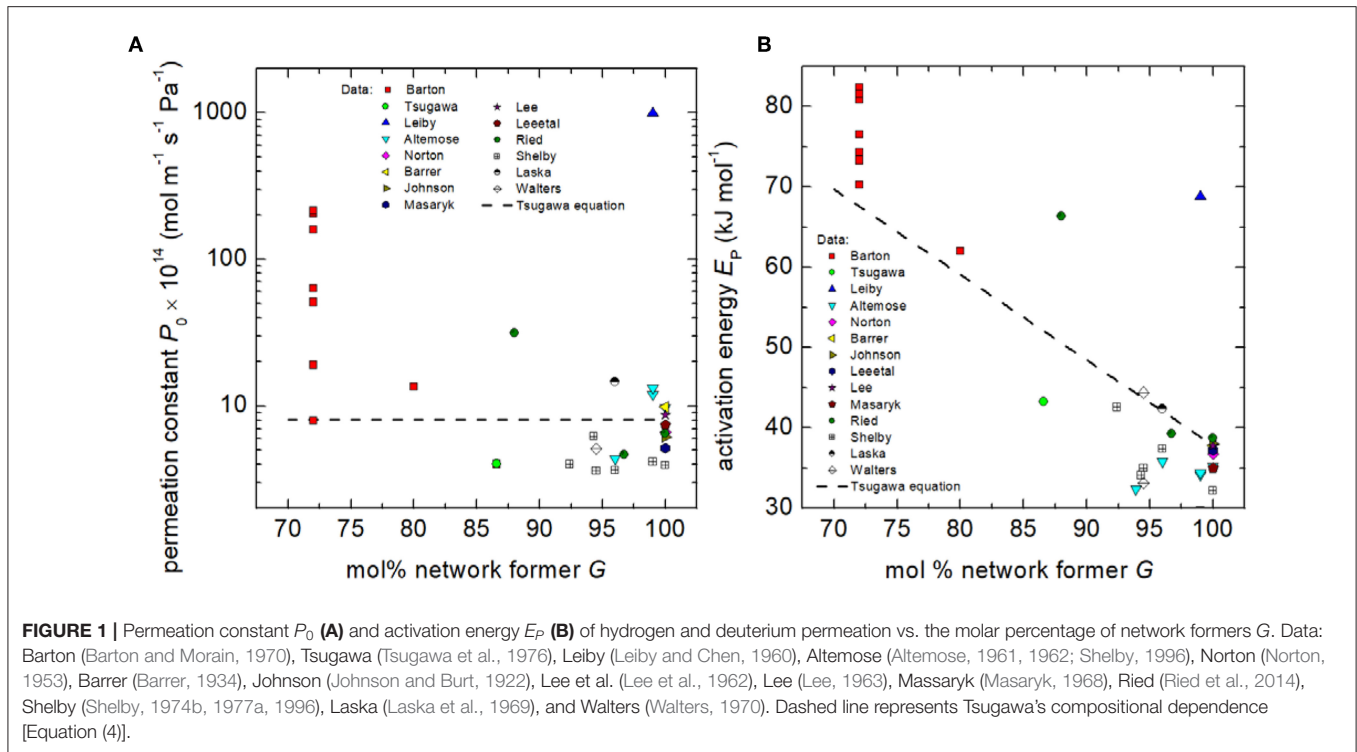
Tsugawa et al. (1976) introduced a first empirical correlation between hydrogen permeation and glass composition. They were following a similar compositional approach for helium permeation (Altemose, 1961), which was based on the finding that for commercial borosilicate glasses E_P decreases with increasing fraction of network former, whereas P_0 is constant with composition. Under these constraints, Equation (2) is given by (Tsugawa et al., 1976):

$$P = 8.1 \times 10^{-14} \exp\left(-\frac{17,330 - 127.8G}{T}\right), \quad (4)$$

where P is in units of mol m⁻¹ Pa⁻¹ s⁻¹ and G is the total molar fraction (%) of network forming SiO₂, P₂O₅, B₂O₃, and Al₂O₃. Analysis of the available data shows that Equation (4) can only serve as an approximate of the hydrogen permeation through silicate glasses (Figure 1). Worthy of note here is that P_0 and E_P differ considerably among compositions of similar network former fraction. This finding gives clear evidence that permeation, which reflects both, solubility and diffusivity, is not solely governed by G . Although P_0 strongly scatters, Figure 1 indicates that P_0 and E_P tend to decrease with increasing G .

In order to assess to which extent solubility S and diffusivity D could interfere in different types of glasses as $P = SD$ and $E_P = E_D + E_S$, the activation energies for diffusivity and solubility, E_D and E_S , are plotted in Figure 2. For that purpose, data of hydrogen, deuterium, and noble gases were analyzed for glasses containing non-bridging oxygen (NBO) and those, which are nominal NBO-free. Therefore, the degree of depolymerization in glasses was determined for each composition by the ratio of non-bridging oxygen over tetrahedra cations (NBO/T). NBO/T is calculated considering the molar content of network modifier oxides, e.g., (Na₂O + CaO + K₂O + MgO) and all network forming oxides, e.g., (SiO₂, Al₂O₃, B₂O₃). For commercial aluminoborosilicate glasses, we can assume that all aluminum and boron are four-fold coordinated and stabilized by modifier ions. Then, NBO/T is given as:

$$\frac{NBO}{T} = 2 \frac{(Na_2O + K_2O + MgO + CaO) - (Al_2O_3 + B_2O_3)}{(SiO_2 + 2Al_2O_3 + 2B_2O_3)} \quad (5)$$



As a result, **Figure 2** reveals different behavior of NBO-bearing and NBO-free glasses. In case of NBO-bearing glasses, the activation energy of solubility, E_S , ranges between -5 and $+20$

KJ mol^{-1} and that of diffusion, E_D , between $+25$ and $+50$ KJ mol^{-1} . No correlation between E_D and E_S , however, is seen. One can state that more activation energy is needed to solve gas atoms or molecules as in case of NBO-free glasses. For the latter, E_S is mostly negative varying between $+5$ and -20 KJ mol^{-1} , whereas E_D more strongly varies between $+20$ and $+120$ KJ mol^{-1} . In contrast to NBO-bearing glasses, for $(\text{NBO}/\text{T} = 0)$ E_D and E_S correlates according to

$$E_S = 2.773 - 0.197 \times E_D \quad (6)$$

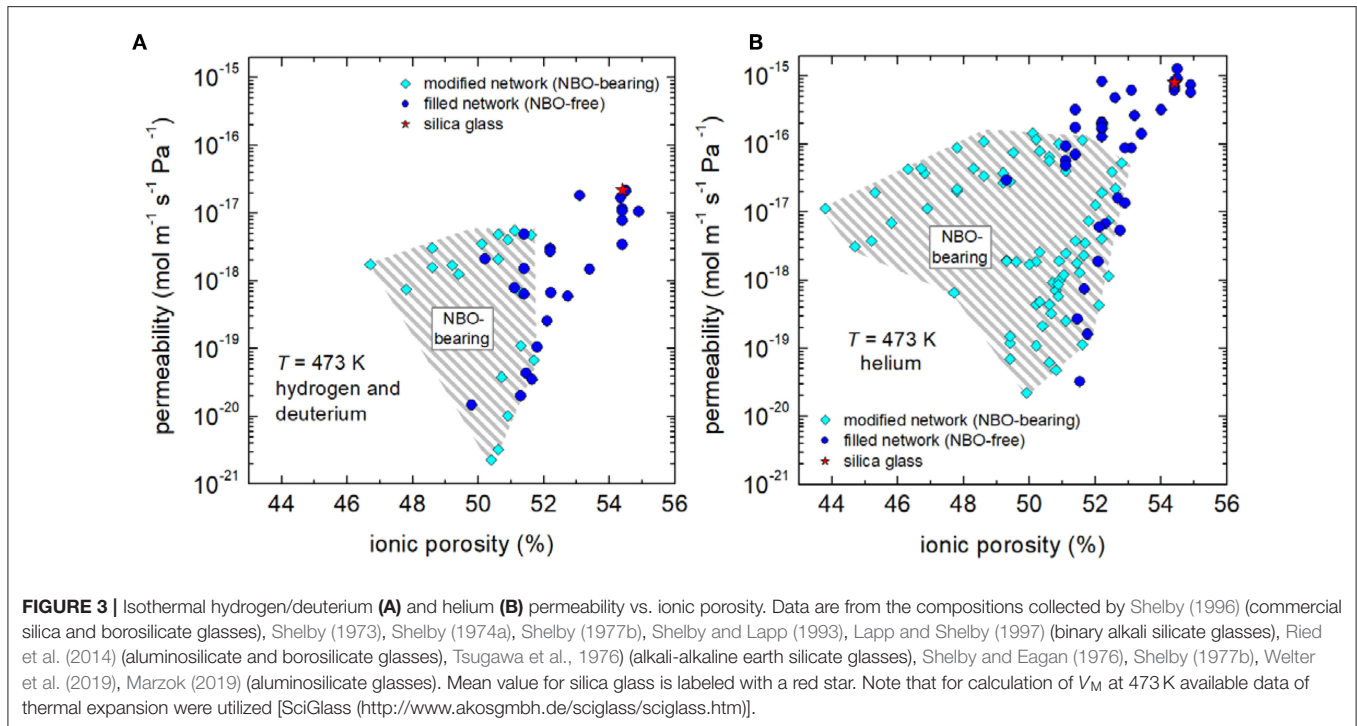
(E_S and E_D in kJ mol^{-1}), indicating that similar fundamental (thermally activated) processes for occupation and migration of gases are active. However, a negative E_S means that S decreases with temperature and that hydrogen molecules are likely to be dissolved in NBO-free glasses. This would imply stronger glass-gas interactions. The decrease in E_S with increasing G can also explain the similar trend shown in **Figure 1B**.

DEPENDENCE ON FREE VOLUME

Volumetric properties of glasses can be accessed from density and chemical composition. Firstly, one can calculate the molar volume V_M (based on 1 mol oxygen atoms) as

$$V_M = \frac{\sum_i x_i M_i}{\rho} \frac{1}{\sum_i x_i n_i}, \quad (7)$$

where x_i , M_i and n_i are being, respectively, the mol fraction, the molar mass of the oxide i and the number of oxygen atoms in the



oxide i with A_jO_k chemical formula. Secondly, V_M can be utilized to determine the total free volume V_{free} and ionic porosity IP (Carroll and Stolper, 1993). V_{free} and IP are, respectively, the part and fraction of the molar volume not occupied by individual atoms, which are given by:

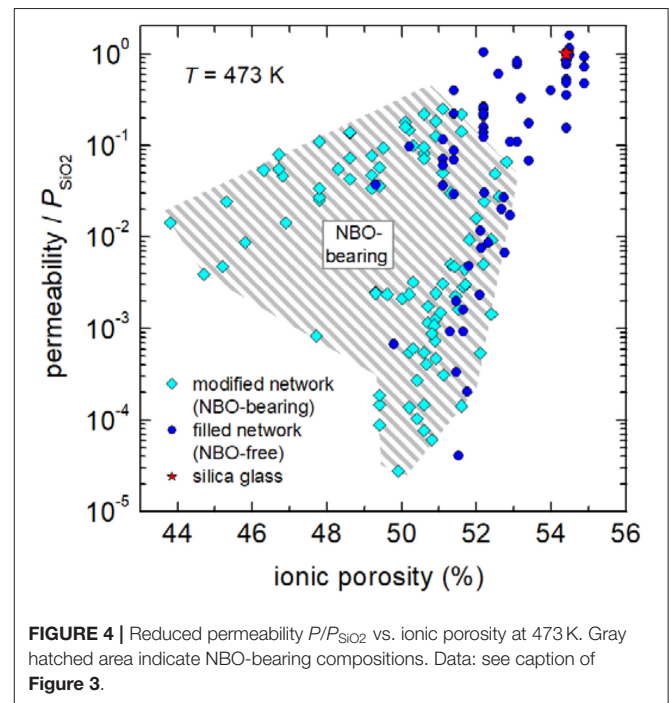
$$V_{free} = V_M - \sum_i x_i V_i \quad (8)$$

and

$$IP = 1 - \frac{1}{V_M} \sum_i x_i V_i \quad (9)$$

where $V_i = 4\pi N_A (jr_A^3 + kr_O^3)/3$ is the ionic volume the oxide i with A_jO_k chemical formula. N_A is the Avogadro constant and r_A , r_O are ionic radii using, 66 pm (Li^V), 102 pm (Na^{VI}), 151 pm (K^{VIII}), 166 pm (Rb^X), 188 pm (Cs^{XII}), 66 pm (Mg^V), 100 pm (Ca^{VI}), 118 pm (Sr^{VI}), 142 pm (Ba^{VIII}), 74 pm (Zn^{VI}), 140 pm (Pb^X), 11 pm (B^{IV}), 39 pm (Al^{IV}), 26 pm (Si^{IV}), 17 pm (P^{IV}), and 135 pm (O^{II}) (Shannon, 1976).

Figure 3A shows the isothermal permeability of hydrogen/deuterium molecules at 473 K as a function of the ionic porosity at that temperature. In order to allow for analysis on a broader data basis, permeation of helium atoms was included (**Figure 3B**). Overall, it is very clear that permeation of helium and hydrogen seems to follow the expected trend, i.e., a positive correlation with ionic porosity is evident. On the other hand, a network of high connectivity seems to be more effective in reducing permeability as the data points of fully polymerized network structures (NBO-free) are



mainly located on the right hand side of the hatched areas of **Figure 3**.

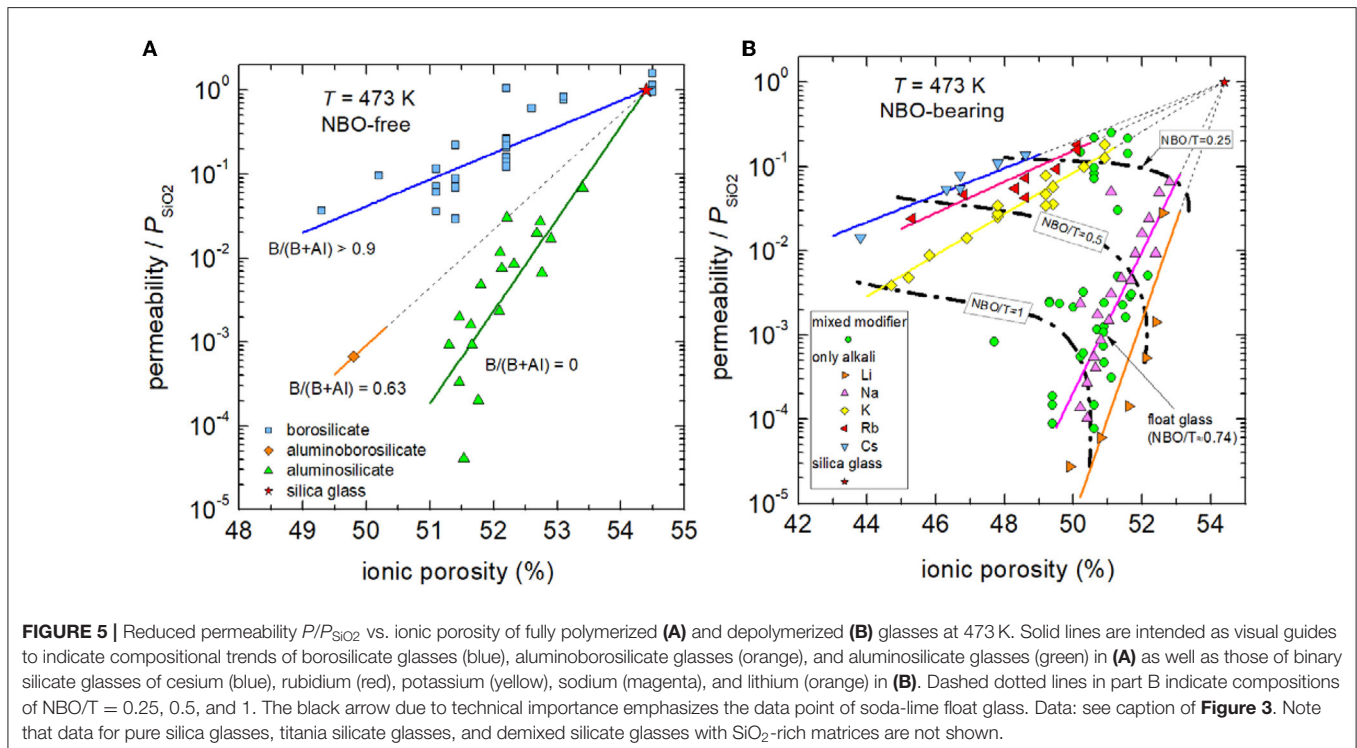
Further, one can analyse that permeability is higher for helium atoms than for hydrogen molecules. Both data sets are shifted in by a factor of approximately 36, with regard to the mean value

for silica glass (labeled by a red star in **Figure 3**). It is quite understandable that this difference can be traced back to the difference in the kinetic diameter of hydrogen, which is about 11% larger than that of helium $d_{H_2} = 298$ pm (Chambers et al., 1998), $d_{He} = 260$ pm (Matteucci et al., 2006).

Furthermore, the data sets of **Figure 3** seem to follow self-similar pattern (hatched areas), which will be utilized to access volumetric dependencies with the following master-curve concept. For that reason, dimensionless ratios (the so-called “reduced permeability”) were calculated for isothermal conditions by dividing permeability through the respective value [2.2×10^{-17} mol m⁻¹ Pa⁻¹ s⁻¹ (H₂/D₂) and 8.0×10^{-16} mol m⁻¹ Pa⁻¹ s⁻¹ (He)] for silica glass. **Figure 4** shows that reduced permeability declines in fully polymerized (NBO-free) glasses and depolymerized (NBO-bearing) glasses by up to four and a half orders of magnitude. It becomes clear that stuffing the network by charge compensating cations in fully polymerized networks is a viable option for considerably reducing hydrogen permeability. Particularly, these glasses are favorable when comparing their process properties as they offer a smaller crystallization tendency and a higher workability than NBO-bearing compositions.

Figure 5 shows the dependence of reduced permeability on ionic porosity for fully polymerized glasses and depolymerized glasses in separate figures. Grouping the NBO-free glasses by network former (**Figure 5A**) reveals that charge balancing of tetrahedral boron is less effective in decreasing reduced permeability. In particular, technical borosilicate glasses are only

capable to decrease the permeability of silica by a factor < 100 . In contrast, when tetrahedral aluminum is stabilized by modifier ions, available data show that reduced permeability is strongly declined. Factors up to $10^{4.5}$ in reduction are found for lithium and sodium aluminosilicate glasses. It is interesting to note that stabilization of mixed network formers (aluminoborosilicate glass) lead to an intermediate position between borosilicate and aluminosilicate compositions. On the other hand, if network modifiers are present in excess, they depolymerize the network and compensate charges of NBOs instead of tetrahedral coordinated aluminum and boron. In this case, reduction of free volume and with it the drop in reduced permeability depends on the nature of the modifier cation (**Figure 5B**). High-field strength cations such as Li⁺, which strongly attract NBOs, lead to a relative low reduction in ionic porosity but to a relative strong decrease in permeation, whereas low-field strength cations such as K⁺, Rb⁺ and Cs⁺, which are less effective to attract NBOs, result in stronger reduction of free volume but less decrease in permeation. The compositional dependence becomes clearer if one follows the iso-NBO/T lines. For NBO/T = 1 (in technology called disilicate compositions) one can find that lithium ions reduce permeation by a factor of 30,000, sodium ions by 1,800, and potassium ions only by 250 with respect to the permeation through silica glass. **Figure 5B** shows further that for Na⁺-modified glasses, which includes the mixed modifier float glass of high technical importance, the dependence of reduced permeability on ionic porosity is only slightly weaker than for binary lithium silicates glasses.



CONCLUSIONS

The analysis of available data show that assuming a simplistic effect of either ionic porosity or network modifier content fails to predict hydrogen permeability in silicate glasses. Fully polymerized (NBO-free) glasses, which are stuffed with Li⁺ and Na⁺ ions for charge balancing network forming tetrahedral aluminum as well as depolymerized (NBO-bearing) lithium and sodium silicate glasses, both ranging between 50 and 51.5% ionic porosity, seem to offer low hydrogen permeability that is up to 30,000 times lower than that of silica glass. This finding indicates that, the local network connectivity may control hydrogen permeability more strongly than ionic porosity.

REFERENCES

- Altemose, V. O. (1961). Helium diffusion through glass. *J. Appl. Phys.* 32, 1309–1316. doi: 10.1063/1.1736226
- Altemose, V. O. (1962). Helium diffusion through glass. *Vacuum Technol.* 5:1.
- Barrer, R. M. (1934). The mechanism of activated diffusion through silica glass. *J. Chem. Soc.* 136, 378–386. doi: 10.1039/jr9340000378
- Barrer, R. M. (1941). *Diffusion in and Through Solids*. Cambridge: MacMillan Comp. 17–18.
- Barton, J. L., and Morain, M. (1970). Hydrogen diffusion in silicate glasses. *J. Non-Cryst. Solids* 3, 115–126. doi: 10.1016/0022-3093(70)90107-9
- Carroll, M. R., and Stolper, E. M. (1993). Noble gas solubilities in silicate melts and glasses new experimental results for argon and the relationship between solubility and ionic porosity. *Cosmochim. Geochim. Acta* 57, 5039–5051. doi: 10.1016/0016-7037(93)90606-W
- Chambers, A., Park, C., Baker, R. T. K., and Rodriguez, N. M. (1998). Hydrogen storage in graphite nanofibers. *J. Phys. Chem. B* 102, 4253–4256. doi: 10.1021/jp980114l
- Chan, S. L., and Elliott, S. R. (1991). Theoretical study of the interstice statistics of the oxygen sublattice in vitreous SiO₂. *Phys. Rev. B* 43, 4423–4432. doi: 10.1103/PhysRevB.43.4423
- Holtappels, K., Beckmann-Kluge, M., Gebauer, M., and Eliezer, D. (2011). Pressure resistance of glass capillaries for hydrogen storage. *Mater. Testing* 53, 14–18. doi: 10.3139/120.110195
- Johnson, J. B., and Burt, R. C. (1922). The passage of hydrogen through quartz glass. *J. Opt. Soc. Am.* 6, 734–734. doi: 10.1364/JOSA.6.000734
- Kurita, N., Fukatsu, N., Otsuka, H., and Ohashi, T. (2002). Measurements of hydrogen permeation through fused silica and borosilicate glass by electrochemical pumping using oxide protonic conductor. *Solid State Ionics*, 146, 101–111. doi: 10.1016/S0167-2738(01)00989-4
- Lapp, J. C., and Shelby, J. E. (1997). Helium permeation, diffusion and solubility in sodium galliosilicate glasses. *Phys. Chem. Glasses* 38, 256–259.
- Laska, H. M., and Doremus, R. H. (1969). Effect of stress on the permeation of helium through borosilicate glass. *J. Chem. Phys.* 51, 1934–1938. doi: 10.1063/1.1672281
- Laska, H. M., Doremus, R. H., and Jorgensen, P. J. (1969). Permeation, diffusion, and solubility of deuterium in Pyrex glass. *J. Chem. Phys.* 50, 135–137. doi: 10.1063/1.1670770
- Lee, R. W. (1963). Diffusion of hydrogen in natural and synthetic fused quartz. *J. Phys. Chem.* 38, 448–455. doi: 10.1063/1.1733679
- Lee, R. W., Frank, R. C., and Swets, D. E. (1962). Diffusion of hydrogen and deuterium in fused quartz. *J. Chem. Phys.* 36, 1062–1071. doi: 10.1063/1.1732632
- Leiby, C. C., and Chen, C. L. (1960). Diffusion coefficients, solubilities, and permeabilities for He, Ne, H₂, and N₂ in Vycor Glass. *J. Appl. Phys.* 31, 268–274. doi: 10.1063/1.1735556
- Marzok, U. (2019). Solubility of sodium aluminosilicate glasses. *Lab. J. Div.* 5:6.

DATA AVAILABILITY STATEMENT

The datasets generated for this study are available on request to the corresponding author.

AUTHOR CONTRIBUTIONS

TW, UM, and SR produced the manuscript. JD and RM contributed to the critical revision and direction of the manuscript.

FUNDING

The authors received funding by Deutsche Forschungsgemeinschaft (DFG) through grants DE598/20 and MU963/11.

- Masaryk, J. S. (1968). *Permeation in fused silica* (M. S. Thesis), University of California, Berkeley, Berkeley, CA, United States.
- Matteucci, S., Yampolskii, Y., Freeman, B. D., and Pinnau, I. (2006). “Transport of gases and vapors in glassy and rubbery polymers”. in *Materials Science of Membranes for Gas and Vapor Separation*, eds Y. Yampolskii, B. D. Freeman, and I. Pinnau (Hoboken, NJ: John Wiley and Sons), 1–47. doi: 10.1002/047002903X.ch1
- Morimoto, Y., Igarashi, T., Sugahara, H., and Nasu, S. (1992). Analysis of gas release from vitreous silica. *J. Non-Cryst. Solids* 139, 35–46. doi: 10.1016/S0022-3093(05)80803-8
- Nakayama, G. S., and Shackelford, J. F. (1990). Solubility and diffusivity of argon in vitreous silica. *J. Non-Cryst. Solids* 126, 249–254. doi: 10.1016/0022-3093(90)90826-8
- Norton, F. J. (1953). Helium diffusion through glass. *J. Am. Ceram. Soc.* 36, 90–96. doi: 10.1111/j.1151-2916.1953.tb12843.x
- Prewitz, M., Gaber, M., Müller, R., Marotzke, C., and Holtappels, K. (2018). Polymer coated glass capillaries and structures for high-pressure hydrogen storage: permeability and hydrogen tightness. *Int. J. Hydro. Energ.* 43, 5637–5644. doi: 10.1016/j.ijhydene.2017.12.092
- Ried, P., Gaber, M., Müller, R., and Deubener, J. (2014). Hydrogen permeability of a barium-aluminoborosilicate glass – a methodical approach. *J. Non-Cryst. Solids* 394–395, 43–49. doi: 10.1016/j.jnoncrysol.2014.04.006
- Schlapbach, L., and Züttel, A. (2001). Hydrogen-storage materials for mobile applications. *Nature* 414, 353–358. doi: 10.1038/35104634
- Shackelford, J. F. (2014). Gas solubility and diffusion in oxide glasses – implications for nuclear waste forms. *Proc. Mater. Sci.* 7, 278–285. doi: 10.1016/j.mspro.2014.10.036
- Shackelford, J. F., and Masaryk, J. S. (1978). The interstitial structure of vitreous silica. *J. Non-Cryst. Solids* 30, 127–134. doi: 10.1016/0022-3093(78)90061-3
- Shannon, R. D. (1976). Revised effective ionic radii and systematic studies of interatomic distances in halides and chalcogenides. *Acta Crystallogr. Sect. A* 32, 751–767. doi: 10.1107/S0567739476001551
- Shelby, J. E. (1973). Effect of phase separation on helium migration in sodium silicate glasses. *J. Am. Ceram. Soc.* 56, 263–266. doi: 10.1111/j.1151-2916.1973.tb12484.x
- Shelby, J. E. (1974a). Helium diffusion and solubility in K₂O-SiO₂ glasses. *J. Am. Ceram. Soc.* 57, 260–263. doi: 10.1111/j.1151-2916.1974.tb10883.x
- Shelby, J. E. (1974b). Helium, deuterium and neon migration in a common borosilicate glass. *J. Appl. Phys.* 45, 246–2149. doi: 10.1063/1.1663560
- Shelby, J. E. (1976). Pressure dependence of helium and neon solubility in vitreous silica. *J. Appl. Phys.* 47, 135–139. doi: 10.1063/1.322359
- Shelby, J. E. (1977a). Molecular diffusion and solubility of hydrogen isotopes in vitreous silica. *J. Appl. Phys.* 48, 3387–3394. doi: 10.1063/1.324180
- Shelby, J. E. (1977b). Helium migration in lithium aluminosilicate glasses. *J. Appl. Phys.* 48, 1497–1502. doi: 10.1063/1.323868
- Shelby, J. E. (1996). *Handbook of Diffusion in Solids and Melts*. Chicago, IL: ASM International.

- Shelby, J. E., and Eagan, R. J. (1976). Helium migration in sodium aluminosilicate glasses. *J. Am. Ceram. Soc.* 59, 420–425. doi: 10.1111/j.1151-2916.1976.tb09509.x
- Shelby, J. E., and Keeton, S. C. (1974). Temperature dependence of gas diffusion in glass. *J. Appl. Phys.* 45, 1458–1460. doi: 10.1063/1.1663433
- Shelby, J. E., and Lapp, J. C. (1993). Helium and deuterium migration in alkali silicate glasses. *Phys. Chem. Glasses* 34, 227–231.
- Tsugawa, R. T., Moen, I., Roberts, P. E., and Souers, P. C. (1976). Permeation of helium and hydrogen from glass-microsphere laser targets. *J. Appl. Phys.* 47, 1987–1993. doi: 10.1063/1.322924
- Walters, L. C. (1970). Permeabilities of helium and deuterium through a borosilicate glass. *J. Am. Ceram. Soc.* 53, 288–289. doi: 10.1111/j.1151-2916.1970.tb12102.x
- Welter, T., Marzok, U., Deubener, J., Reinsch, S., and Müller, R. (2019). Hydrogen diffusivity in sodium aluminosilicate glasses. *J. Non-Cryst. Solids* 521:119502. doi: 10.1016/j.jnoncrysol.2019.119502
- Zhevago, N. K. (2016). “Other methods for the physical storage of hydrogen.” in *Compendium of Hydrogen Energy*, Vol. 2, eds R. B. Gupta, A. Basile, and T. Nejat Veziroglu (Woodhead Publishing Series in Energy), 189–218. doi: 10.1016/B978-1-78242-362-1.00008-0
- Zhevago, N. K., and Glebov, V. I. (2007). Hydrogen storage in capillary array. *Energy Conv. Manag.* 48, 1554–1559. doi: 10.1016/j.enconman.2006.11.017

Conflict of Interest: The authors declare that the research was conducted in the absence of any commercial or financial relationships that could be construed as a potential conflict of interest.

Copyright © 2020 Welter, Müller, Deubener, Marzok and Reinsch. This is an open-access article distributed under the terms of the Creative Commons Attribution License (CC BY). The use, distribution or reproduction in other forums is permitted, provided the original author(s) and the copyright owner(s) are credited and that the original publication in this journal is cited, in accordance with accepted academic practice. No use, distribution or reproduction is permitted which does not comply with these terms.