



OPEN ACCESS

APPROVED BY
Frontiers Editorial Office,
Frontiers Media SA, Switzerland

*CORRESPONDENCE
Audray K. Harris
✉ harrsiau@mail.nih.gov

RECEIVED 25 August 2023
ACCEPTED 30 August 2023
PUBLISHED 12 September 2023

CITATION
Myers ML, Gallagher JR, Woolfork D'MD,
Stradtman-Carvalho RK,
Maldonado-Puga S, Bock KW,
Boyoglu-Barnum S, Syeda H, Creanga A,
Alves DA, Kanekiyo M and Harris AK (2023)
Corrigendum: Impact of adjuvant:
trivalent vaccine with quadrivalent-
like protection against heterologous
Yamagata-lineage influenza B virus.
Front. Immunol. 14:1283355.
doi: 10.3389/fimmu.2023.1283355

COPYRIGHT
© 2023 Myers, Gallagher, Woolfork,
Stradtman-Carvalho, Maldonado-Puga,
Bock, Boyoglu-Barnum, Syeda, Creanga,
Alves, Kanekiyo and Harris. This is an open-
access article distributed under the terms of
the [Creative Commons Attribution License
\(CC BY\)](https://creativecommons.org/licenses/by/4.0/). The use, distribution or
reproduction in other forums is permitted,
provided the original author(s) and the
copyright owner(s) are credited and that
the original publication in this journal is
cited, in accordance with accepted
academic practice. No use, distribution or
reproduction is permitted which does not
comply with these terms.

Corrigendum: Impact of adjuvant: trivalent vaccine with quadrivalent-like protection against heterologous Yamagata-lineage influenza B virus

Mallory L. Myers¹, John R. Gallagher¹, De'Marcus D. Woolfork¹,
Regan K. Stradtman-Carvalho¹, Samantha Maldonado-Puga¹,
Kevin W. Bock², Seyhan Boyoglu-Barnum³, Hubza Syeda³,
Adrian Creanga³, Derron A. Alves², Masaru Kanekiyo³
and Audray K. Harris^{1*}

¹Structural Informatics Unit, Laboratory of Infectious Diseases, National Institute of Allergy and Infectious Diseases, National Institutes of Health, Bethesda, MD, United States, ²Infectious Disease Pathogenesis Section, National Institute of Allergy and Infectious Diseases, National Institutes of Health, Bethesda, MD, United States, ³Vaccine Research Center, National Institute of Allergy and Infectious Diseases, National Institutes of Health, Bethesda, MD, United States

KEYWORDS

influenza B, MF59 adjuvant, commercial vaccine, challenge, Yamagata lineage

A Corrigendum on

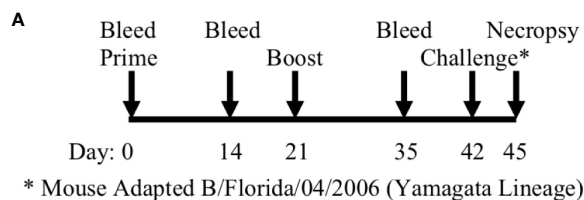
Impact of adjuvant: trivalent vaccine with quadrivalent-like protection against heterologous Yamagata-lineage influenza B virus

by Myers ML, Gallagher JR, Woolfork D'MD, Stradtman-Carvalho RK, Maldonado-Puga S, Bock KW, Boyoglu-Barnum S, Syeda H, Creanga A, Alves DA, Kanekiyo M and Harris AK (2022). *Front. Immunol.* 13:1002286. doi: 10.3389/fimmu.2022.1002286

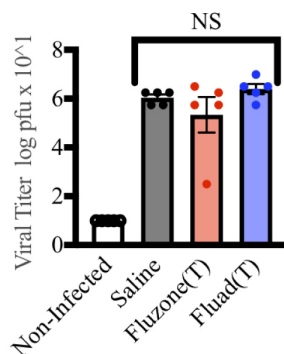
In the published article, there was an error in the legend for **Figure 4** as published. “quadrivalent and trivalent vaccinations” should have been “vaccinations” and “Flucelvac (Q) (green)” removed. The corrected legend appears below.

“Measuring viral titers in the nasal turbinates and lungs of mice following vaccinations and subsequent challenge with Yamagata-lineage influenza B virus. (A) Immunization and challenge schedule with prime and boost (day 0 and 21), intranasal challenge (day 42), and bleeds (day 0, 14, and 35). On day 45 mice were euthanized for the harvesting of lungs and nasal turbinates. (B) Viral levels in the nasal turbinates of mice as measured by tissue culture infectious dose 50 (TCID₅₀). (C) Viral levels in the left lung of mice as measured by TCID₅₀. P-values are indicated for the significance of differences and NS denotes no statistical difference. Vaccines were Fludac (T) (blue) and Fluzone (T) (red) with saline (black) and non-infected controls (white). Yamagata-lineage challenge virus was mouse-adapted B/Florida/04/2006.”

The authors apologize for this error and state that this does not change the scientific conclusions of the article in any way. The original article has been updated.



B **B/Florida/04/2006 Titers in Nasal Turbinate**
Day 3 Post Challenge



C **B/Florida/04/2006 Titers in Lung Tissue**
Day 3 Post Challenge

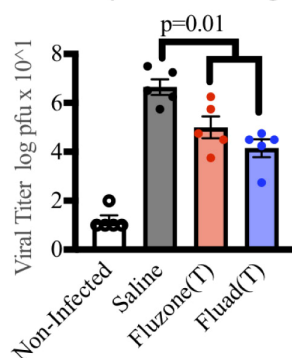


FIGURE 4

Measuring viral titers in the nasal turbinates and lungs of mice following vaccinations and subsequent challenge with Yamagata-lineage influenza B virus. **(A)** Immunization and challenge schedule with prime and boost (day 0 and 21), intranasal challenge (day 42), and bleeds (day 0, 14, and 35). On day 45 mice were euthanized for the harvesting of lungs and nasal turbinates. **(B)** Viral levels in the nasal turbinates of mice as measured by tissue culture infectious dose 50 (TCID₅₀). **(C)** Viral levels in the left lung of mice as measured by TCID₅₀. P-values are indicated for the significance of differences and NS denotes no statistical difference. Vaccines were Flud (T) (blue) and Fluzone (T) (red) with saline (black) and non-infected controls (white). Yamagata-lineage challenge virus was mouse-adapted B/Florida/04/2006.

Publisher's note

All claims expressed in this article are solely those of the authors and do not necessarily represent those of their affiliated

organizations, or those of the publisher, the editors and the reviewers. Any product that may be evaluated in this article, or claim that may be made by its manufacturer, is not guaranteed or endorsed by the publisher.