



RETRACTED: Do Surrounding People's Emotions Affect Judgment of the Central Person's Emotion? Comparing Within Cultural Variation in Holistic Patterns of Emotion Perception in the Multicultural Canadian Society

Takahiko Masuda*, Shuwei Shi, Pragma Varma, Delaney Fisher and Safi Shirazi

Department of Psychology, University of Alberta, Edmonton, AB, Canada

OPEN ACCESS

Edited by:

Satoru Otani,
Institut National de la Santé et de la
Recherche Médicale
(INSERM), France

Reviewed by:

Konstantinos G. Kafetsios,
University of Crete, Greece
M. Ali Salehienjad,
Leibniz Research Centre for Working
Environment and Human Factors
(IfDo), Germany

*Correspondence:

Takahiko Masuda
tmasuda@ualberta.ca

Specialty section:

This article was submitted to
Cognitive Neuroscience,
a section of the journal
Frontiers in Human Neuroscience

Received: 01 March 2022

Accepted: 06 June 2022

Published: 05 July 2022

Citation:

Masuda T, Shi S, Varma P, Fisher D
and Shirazi S (2022) Do Surrounding
People's Emotions Affect Judgment of
the Central Person's Emotion?
Comparing Within Cultural Variation in
Holistic Patterns of Emotion
Perception in the Multicultural
Canadian Society.
Front. Hum. Neurosci. 16:886971.
doi: 10.3389/fnhum.2022.886971

Previous studies in cultural psychology have suggested that when assessing a target person's emotion, East Asians are more likely to incorporate the background figure's emotion into the judgment of the target's emotion compared to North Americans. The objective of this study was to further examine cultural variation in emotion perception within a culturally diverse population that is representative of Canada's multicultural society. We aimed to see whether East-Asian Canadians tended to keep holistic tendencies of their heritage culture regarding emotion perception. Participants were presented with 60 cartoon images consisting of a central figure and four surrounding figures and were then asked to rate the central figure's emotion; out of the four cartoon figures, two were female and two were male. Each character was prepared with 5 different emotional settings with corresponding facial expressions including: extremely sad, moderately sad, neutral, moderately happy, and extremely happy. Each central figure was surrounded by a group of 4 background figures. As a group, the background figures either displayed a sad, happy, or neutral expression. The participant's task was to judge the intensity of the central figures' happiness or sadness on a 10-point Likert scale ranging from 0 (not at all) to 9 (extremely). For analysis, we divided the participants into three groups: European Canadians ($N = 105$), East Asian Canadians' ($N = 104$) and Non-East Asian/Non-European Canadians ($N = 161$). The breakdown for the Non-East Asian/Non-European Canadian group is as follows: 94 South Asian Canadians, 25 Middle Eastern Canadians, 23 African Canadians, 9 Indigenous Canadians, and 10 Latin/Central/South American Canadians. Results comparing European Canadians and East Asian Canadians demonstrated cultural variation in emotion judgment, indicating that East Asian Canadians were in general more likely than their European Canadian counterparts to be affected by the background figures' emotion. The study highlights important cultural variations in holistic and analytic patterns of emotional attention in the ethnically diverse Canadian society.

We discussed future studies which broaden the scope of research to incorporate a variety of diverse cultural backgrounds outside of the Western educational context to fully comprehend cultural variations in context related attentional patterns.

Keywords: culture, East Asian Canadians, European Canadians, holism, emotion perception

INTRODUCTION

Over the past 30 years, cultural psychologists have developed theoretical frameworks to advance the understanding of the mutually constitutive nature between culture and the human mind (Bruner, 1990; Shweder, 1990; Miller, 1999; Markus and Kitayama, 2010). Empirical studies give credence to this assertion, suggesting that there are substantial cultural variations in cognition, perception, emotion, motivation, and even neural activation (e.g., Varnum et al., 2010; Kitayama and Uskul, 2011; Cohen and Kitayama, 2019). Since the emergence of this new research field, many studies have subsequently contrasted Eastern cultures to Western cultures as an informative and effective example of the importance of cross-cultural investigations of the human mind. These studies demonstrated that East Asians tend to holistically pay attention to both focal and contextual information, while North Americans are more likely to pay attention to the focal objects (Nisbett et al., 2001; Nisbett, 2003; Nisbett and Masuda, 2003). Under the rubric of analytic vs. holistic thought, Nisbett et al. (2001) discussed that North Americans and East Asians epistemologically apply different attentional strategies when viewing scenes. North Americans, influenced by Western civilization and philosophies, share the worldview which assumes that objects exist independently from their contexts. Hence, they tend to put less emphasis on context, and instead share an object-oriented mode of attention, with a tendency to selectively identify the main object in the scene and pay attention to its attributes and behavior. In contrast, East Asians, such as people from Chinese, Korean, and Japanese backgrounds, share a worldview that assumes that objects and their behaviors are intertwined with their contexts. Accordingly, they tend to share a context-oriented mode of attention, viewing objects in relation to their context (e.g., Masuda, 2017; Masuda et al., 2019 for review).

A plethora of cross-cultural studies have demonstrated systematic cultural variations in attentional patterns. For example, East Asians are more likely than their North American counterparts to describe contextual and relational information, and to remember objects in relation to context (Masuda and Nisbett, 2001; Senzaki et al., 2014). They are also good at finding the change in context when they engage in the spot-the-difference task (Masuda and Nisbett, 2006; Miyamoto et al., 2006; Masuda et al., 2016), perform well on a task that requires attention to context (Kitayama et al., 2003), and are accustomed to dealing with complex contextual information as well as incorporating contextual information into their visual representations (Masuda et al., 2008c; Wang et al., 2012). East Asians, however, tend to perform less well on a task that requires attention to focal objects (Ji et al., 2000; Masuda et al., 2008a).

While cultural variations exist in attentional patterns, they also extend to emotion perception. For centuries, researchers have examined the human ability to perceive others' emotions through their facial expressions. The origin of these studies can be traced back to Charles Darwin's book "The Expression of the Emotion in Man and Animal" (Darwin, 1965). Since then, cultural similarities, as well as cultural differences, in displaying facial expressions and perceiving facial expressions have been extensively investigated (e.g., Tomkins, 1962–1963; Ekman and Friesen, 1971; Izard, 1971; Russell and Fernandez-Dols, 1997; Elfenbein and Ambady, 2002). Cultural psychologists also brought into this theoretical debate and examined hypotheses regarding the North American tendency to regard an individual as a distinct agent whose emotion is seen as a strictly personal phenomenon, whereas East Asians tend to regard the individual as a relational being whose emotion is seen as a result of the interpersonal connection with others (Mesquita and Markus, 2004; Mesquita and Leu, 2007). To further investigate these hypotheses, a series of studies have been conducted regarding cultural variation in emotion perception (Masuda et al., 2008b; Ito et al., 2013).

To examine cultural variation in context sensitivity while judging facial expressions, Masuda et al. (2008b), asked both European American (a representative of North American culture) and Japanese (a representative of East Asian culture) participants to view a series of cartoon images. This series of cartoon images had a salient central figure who showed a specific facial expression and stood out from four other background figures who also displayed specific facial expressions. Participants were then asked to judge the central figure's emotion based on their facial expression. In some of the images, both the central figure and the background figure showed the same facial expression, known as the congruent condition. For example, congruence was created by having a happy central figure and happy background figures, or a sad central figure and sad background figures. In the other images, the facial expression of the central figure was different from that of the background figures, known as the incongruent condition. For instance, incongruence was created by having either a happy central figure with sad background figures or a sad central figure with happy background figures. The task does not specify whether participants should selectively focus on the center or pay attention to the background. In this naturalistic setting, researchers observed to what extent participants are affected by changes in the background. The results indicated that the Japanese participants were more likely than their European American counterparts to incorporate the background figures' facial expressions into their judgment of the central figure's emotion. That is, when they view the happy central figure in combination with happy others, the level of happiness judgment

of the central figure is intensified compared to the scenario wherein the happy central figure is surrounded by sad or neutral others. Subsequent eye-tracking studies revealed that, although both North Americans with European cultural backgrounds as well as Japanese allocated the majority of their attention to the central figures, Japanese participants paid significantly more attention to the background figures compared to European cultural origin North Americans.

This line of cross-cultural investigation in emotion perception strongly resonates with current discourses under the name of “The WEIRD people in the world.” Henrich and his colleagues (Henrich et al., 2010; Henrich, 2020) discuss that psychological databases in major academic journals rely too much on the so-called WEIRD populations: people in “Western, Educated, Industrialized, Rich, and Democratic” circumstances. WEIRD people usually represent American undergraduate students who contribute to psychological research and constitute only a small percentage of the world’s population. Henrich and colleagues assert that to better understand human psychology, it is imperative to go beyond the WEIRD population and further examine potential cultural variations in psychological processes across different cultures, different social statuses, and even nuanced within ethnic variations in a given society. Along with this assertion, which requests theoretical advances in understanding the human mind, some scholars have been motivated to collect data from people with historically nomadic-pastoral cultural backgrounds (e.g., San Martin et al., 2018; Masuda et al., 2020). This new line of cross-cultural investigation has the potential to develop an alternative perspective, going beyond the existing theoretical framework. Meanwhile, cultural variations in basic psychological processes targeting ethnic differences within a given society have also shed light on the importance of understanding nuanced differences in mentality within a given society (e.g., Cohen and Gunz, 2002; Han et al., 2022).

We maintain that if society emphasizes the homogeneity of values and solidarity as a single nation, such dominant cultural values would efface nuanced within-cultural variations in mentality. Researchers can potentially identify substantial differences in mentality across different cultural backgrounds in societies that emphasize the importance of cultural heritage or in which immigration has exponentially increased in recent years. To answer this WEIRD assertion, it may be prudent to specifically target the latter type of society. For this reason, the current study selectively focused on the student population in Canada. Over the years, Canadian society has adopted multiculturalism as an integral part of their society, which is reflected in governmental policies. Canadian society is highly diverse and citizens are encouraged to incorporate their heritage culture into their Canadian identity. While the majority of the Canadian population is composed of people of European descent at 73%, East Asian Canadians comprise the largest and fastest-growing ethnocultural group at 17.7% (Statistics Canada, 2017). In addition, due to Canadian immigration policies, immigration has been increasing exponentially for the past five decades, and the proportion of immigrants accounts for about 30% of the total Canadian population (Comanaru et al., 2018). As a

result of the growing East Asian subpopulation, it has become possible for researchers to study the nuances of cultural variation within Canada’s multicultural society. In fact, a previous study investigating cultural variation in emotion perception suggested that the context-sensitivity score of East Asian Canadians with Chinese, Korean, and Japanese backgrounds fell between that of European Canadians and that of Japanese (Masuda et al., 2012). Recent findings, however, suggest that cultural variation substantially exists within Canada regarding co-sleeping and stress-coping strategies (Han et al., 2022; Song et al., 2022). Further scrutiny of the potential within cultural variations in emotion perception has yet to be investigated; Masuda et al. (2012) contrasted the East-West dualism via national comparison of Japan and Canada, but were limited in scope and therefore did not consider existing cultural variations within a given society, as this current study attempts to.

To resolve this topic and further provide a clearer picture of within-cultural variation in emotion perception, the current study re-examined whether holistic patterns of attention are substantially observable among East Asian Canadians, European Canadians, and Canadians with other ethnic backgrounds. We examined whether cultural transmission of traditional holistic values occurs between young adult Canadians with East Asian cultural origins and the previous generation, such as their parents and grandparents. We explored whether, despite settling into Canadian cultural contexts, the East Asian Canadian pattern of emotion perception remains primarily holistic and context-oriented compared to their European Canadian counterparts. By taking advantage of the circumstances which allow researchers to recruit participants from many varying heritage cultural backgrounds, we also collected data from a Non-East Asian/Non-European Canadian third-party group to speculate whether these Canadians with other ethnic backgrounds may hold a particular attentional tendency. By modifying a set of cartoon stimuli devised by Masuda et al. (2008b), and targeting participant responses of emotion judgment in context, we then tested the above research questions.

METHODS

Participants

In total, 370 participants were recruited through an introductory psychological pool available to students enrolled in an introductory psychology course at the University of Alberta. They were compensated with a partial completion credit toward their psychology course requirements on completion of the study. Five participants who did not declare their ethnic backgrounds and two participants whose average responses to the main task exceeded over five standard deviations were not included in this final dataset. The participants’ ethnic backgrounds vary. Two participants did not declare their age. There were 105 European Canadians (28.4% of participants 55 male, 46 female, 4 unspecified genders, age $M = 21.39$, $SD = 6.72$) who had ethnic backgrounds from European cultures such as British, Ukrainian, German, Irish, Polish, Italian, and Scottish heritage. There were 104 East Asian

Canadians (28.1% of participants, 46 male and 58 female, age $M = 20.47$, $SD = 4.87$) with ethnicities including Chinese, Japanese, Vietnamese, Filipino, and Korean cultures)¹. Lastly, 161 Non-East Asian/Non-European Canadians (43.5 % of participants, 60 male, 98 female, 3 unspecified gender, age $M = 20.05$, $SD = 4.06$) were also recruited. In the third group, there were 94 South Asian Canadians (e.g., Indian, Pakistani, Nepalese, Sri Lankan, Afghani, and Bengali), 25 Middle Eastern Canadians (e.g., Palestinian, Syrian, Iranian, Turkish, and Lebanese), 23 African Canadians (e.g., Nigerian, Sudanese, Kenyan, Ethiopian, Zimbabwean, Zambia, and Ghanian), 9 Indigenous Canadians (e.g., Aboriginal, First Nations, Cree, and/or Metis), and 10 Latin/Central/South American Canadians (e.g., Mexican, Salvadorans, and Colombian)². Some participants had mixed ethnic backgrounds, in which they were categorized as whichever ethnic background they primarily indicated. The current data have been collected between Winter 2021 and Winter 2022. The common ethnic background breakdown of participants from the psychology subject pool at the University of Alberta is as follows: 38.3% as European/North American Canadian (Danish, Polish, Scottish, British, etc.), 23.2% of participants identified as Asian Canadian (Chinese, Japanese, Taiwan, Korean, Hong-Kong, Vietnamese, Filipino), 16.6% as South Asian Canadian (Pakistani, Indian, Bangladeshi, Sri-Lankan, Nepalese), 4.6% as Middle-Eastern Canadian (Iranian, Turkish, Lebanese, Palestinian), 1.7% as Latin/Central/South America Canadian, 7.0% identified as African Canadian (Nigerian, Ghanian, Kenyan, Somali), 2.8% as Indigenous Canadian (Metis, First Nations, Aboriginal). While our study was limited to student participants enrolled in entry-level

psychology courses who voluntarily chose to participate in our study, we tried our best to match the ethnic ratio to represent the student body.

Materials

From the original set of stimuli devised by Masuda et al. (2008b), we utilized the existing cartoon images of an Asian and Caucasian young male displaying five different facial expressions: extremely happy, mildly happy, neutral, mildly sad, extremely sad. Additionally, Asian and Caucasian young female cartoon figures were created with the same five facial expressions as the males and were added to the stimuli set. All of these main characters are pictured standing amongst four background figures who all displayed the same emotion: happy, neutral, or sad (Figure 1). In total, 60 stimuli were presented in a random order to the participants, and participants were asked to judge the central figures' emotion intensity on a 10-point Likert scale ranging from 0 (not at all) to 9 (extremely).

A pretest study was also conducted to ensure that all of the cartoon figures' facial expressions were interpreted as intended and had a similar interpretation across people from different cultural backgrounds when presented. Fifty-two participants were recruited through an introductory psychological pool available to students enrolled in an introductory psychology course at the University of Alberta to be a part of the quality check testing. They were compensated with a partial completion credit toward their psychology course requirements upon completion of the study. Their ethnic backgrounds vary. There were 17 European Canadians, 16 East Asian Canadians, 7 Middle Eastern Canadians, 5 South Asian Canadians, 4 African Canadians, and 2 Latin/Central/South American Canadian participants. One participant did not specify their ethnic background. Some participants had mixed ethnic backgrounds, in which they were categorized as whichever ethnic background they primarily indicated.

In the pretest study, 20 images without background figures were prepared of the four cartoon figures displaying the five different facial expressions. All of the sessions were administered via Zoom instruction with an online questionnaire using Qualtrics. Participants judged the four cartoon characters' intensity of happiness and sadness based on their facial expressions on a 10-point Likert scale ranging from 0 (not at all) to 9 (extremely). To verify the clarity of facial expressions, we merged four characters' extremely happy expression, mildly happy expression, neutral expression, mildly sad expression, and extremely sad expression.

A one-way ANOVA was then applied to the five types of emotion expressions. The results revealed that there was a main effect of types of expressions in the happiness judgment, $F_{(1,204)} = 743.83$, $p < 0.001$, $\eta_p^2 = 0.936$. The multiple t -tests revealed that extremely happy expressions ($M = 8.00$, $SD = 0.75$) were considered to be happier than mildly happy expressions ($M = 6.39$, $SD = 1.06$), $t_{(204)} = 9.27$, $p < 0.001$, Cohen's $d = 1.74$; mildly happy expressions were evaluated to be happier than neutral expressions ($M = 3.08$, $SD = 1.74$), $t_{(204)} = 18.13$, $p < 0.001$, Cohen's $d = 2.58$; the neutral expressions were considered

¹The inclusion criteria of "East Asian Canadians" is based on ethnic demographics in our institution, the groups of which include Canadians with Chinese, Korean, Vietnamese, Hong-Kong, Taiwanese, Filipinos, and Japanese. Historically, these societies have influenced each other and their holistic tendencies have been reported by many empirical studies (e.g., Ishii et al., 2003; Choi et al., 2007; Li et al., 2018).

²We applied a more lenient boundary to the category of "East Asian Canadians" in the revised manuscript. This modification helped us equalize the number of participants between European Canadians (105 participants) and Asian Canadians (104 participants). This categorization also fits with that of ethnic categorization criteria of "East Asian Canadians" applied to describe demographics in our institution, the groups of which include Canadians with Chinese, Korean, Vietnamese, Hong-Kong, Taiwanese, Filipinos, and Japanese. Historically, these societies have influenced each other and their holistic tendencies have been reported by many empirical studies (e.g., Ishii et al., 2003; Choi et al., 2007; Li et al., 2018). The group of the Non-East Asian/Non-European Canadian in the revised manuscript consists of 92 South Asian Canadians (Pakistani, Indians, Bangladeshi, etc.), 25 Middle Eastern Canadians (Lebanese, Iranians, etc.), 23 African Canadians (Kenyan, Nigerians, etc.), 10 Latino Canadians (Mexicans, Colombians, etc.), and 9 Indigenous/First Nations Canadians. To examine the homogeneity of their scores, we carried out a 5 (Culture; South Asians, Middle Eastern, Africans, Latinos, and Indigenous people) X 2 (Emotion Valence: Happy vs. Sad) ANOVA. The results indicated that there were no significant main effects of culture, $F_{(4,154)} = 1.145$, ns ; emotion valence, $F < 1$, ns ; nor the interaction, $F < 1$, ns . Therefore, we treated the third group as a homogenous group in the current paper. The differences in the numbers of participants in each group is attributable to the ethnic ratio in our institution. While it is advisable to further scrutinize potential differences in responses across these ethnic groups, it is beyond the scope of the present study which focuses on East-West comparisons of holistic tendency.



FIGURE 1 | Examples of stimuli used in the study. From left to right the stimuli display a congruent condition then two incongruent conditions, respectively.

to be happier than mildly sad expressions ($M = 0.89$, $SD = 0.86$), $t_{(204)} = 12.03$, $p < 0.001$, Cohen's $d = 1.82$; and the mildly sad expressions were seen to be happier than extremely sad expressions ($M = 0.52$, $SD = 0.79$), $t_{(204)} = 2.00$, $p = 0.047$, Cohen's $d = 0.44$. Similarly, there was a main effect of types of expressions for the sadness judgment, $F_{(1,204)} = 620.67$, $p < 0.001$, $\eta_p^2 = 0.924$. The multiple t -tests revealed that extremely sad expressions ($M = 7.82$, $SD = 0.89$) were considered to be sadder than mildly sad expressions ($M = 6.81$, $SD = 1.12$), $t_{(204)} = 5.53$, $p < 0.001$, Cohen's $d = 1.00$; mildly sad expressions were evaluated to be sadder than neutral expressions ($M = 3.42$, $SD = 1.64$), $t_{(204)} = 18.55$, $p < 0.001$, Cohen's $d = 2.42$; the neutral expressions were considered to be sadder than mildly happy expressions ($M = 1.29$, $SD = 0.90$), $t_{(204)} = 11.66$, $p < 0.001$, Cohen's $d = 1.61$; and the mildly happy expressions were seen to be sadder than extremely happy expressions ($M = 0.62$, $SD = 0.83$), $t_{(204)} = 3.69$, $p < 0.001$, Cohen's $d = 0.78$. Overall, the pretest quality check revealed that participants' judgment of facial expressions was consistent with our expected results. Hence, we concluded that our study materials are of reliable quality and therefore appropriate to give to the participants who belong to the same participant pool.

We also included two self-report scales and a demographic questionnaire. First, an Analysis-Holism Scale (Choi et al., 2007) was included to examine whether analytic and holistic thinking tendency correlates with one's emotion perception judgment. The 24 items consist of subcategories of causality,

attitude toward contradiction, perception of change, and locus of attention to judgments on context sensitivity. Second, a Self-construal Scale (Singelis, 1994) was included to examine whether the level of the participants' social orientation (independence and interdependence) correlates with their context sensitivity. The 23 items consist of two subcategories: independence and interdependence.

Procedure

Participants were asked to schedule a time slot where they could perform the study, and were subsequently sent a link to the online meeting platform Zoom (Zoom Video Communications, Inc., <https://zoom.us/>). Participants were joined by a research assistant who performed an identification check, assigned them an anonymous ID number, and sent them the link to the Qualtrics survey (Qualtrics International Inc., <https://www.qualtrics.com/>). The link presented participants with a consent form which they read through and agreed to consent to participate in the study. A trial image of an alien cartoon figure amongst four background alien figures was presented to familiarize the participants with the task. They would then continue the survey, which was given in English, where they were asked to judge the central figures' emotions based on their facial expressions. The image was first displayed for 3 s before they were allowed to answer the questions asking them to judge how happy and sad the middle figure was based on their facial expression. All participants first observed a lineup of five cartoon

characters. After a 4-s interval, they were presented with the same image with a question below asking their judgments of the central character's intensity of happiness, respectively, using the 10-point Likert scale ranging from 0 (not happy at all) to 9 (very happy).

They were then asked to repeat the rating process and judge the intensity of the sadness of the same central character using the 10-point Likert scale ranging from 0 (not sad at all) to 9 (very sad). At the end of the experiment, they were asked to answer questions regarding their interdependence and independence levels, and the Analysis Holism Scale (divided into 4 subsections: Holism A (causality: interactionism vs. dispositionism), Holism B (attitude toward contradiction: dialectical vs. linear), Holism C (perception of change: change vs. stability), and Holism D (locus of attention: context-orientation vs. object-orientation)). Then, demographic information (age, gender, academic year, ethnic background/origin, etc.) was collected. Participants were then presented with a debriefing sheet and asked to indicate whether they consent to their data being used or whether they would like to withdraw their data. All participants consented and were included in our statistical analysis.

RESULTS

The Congruency Score

A 3 (Culture: European Canadians, East Asian Canadians, and Non-East Asian/Non-European Canadians) X 2 (Types of Emotion: Happy Central Figure Images vs. Sad Central Figure Images) ANOVA was applied to the **congruency score**³. Following the analysis method used in previous studies (Masuda et al., 2008b, 2012), we selectively focused on participants' responses regarding the happy judgment of the central figures' happy facial expressions and sad judgments of the central figures' sad facial expressions. We treated the sad judgment of the central figures' happy facial expressions and the happy judgment of the

central figure's sad facial expressions, and both judgments of the central figures' neutral facial expressions as fillers to increase the variability of the stimuli, and therefore did not report in this manuscript.

The congruency score is used to examine the level of participants' emotion judgment and is computed as the following equation: the emotion judgment score for the congruent background image (e.g., happy-central figure and happy-background figures) subtracted by the average judgment score for the incongruent background images {e.g., [(happy-central figure and sad-background figures) + (happy-central figure and neutral background figures)]/2} (Figure 2).

The results indicated that there was no significant interaction between culture and types of emotion, $F < 1$, *ns*, nor the main effect of target emotion $F_{(1,365)} = 2.50$, $p = 0.115$, $\eta_p^2 = 0.007$ (Figure 3). There was a significant main effect of culture $F_{(2,365)} = 4.50$, $p = 0.012$, $\eta_p^2 = 0.024$. Multiple *t*-tests were applied to analyze the simple effects (Howell, 2007). The results of the *t*-tests indicated that, when presented with happy central figures with varying backgrounds, East Asian Canadians ($M = 0.31$, $SD = 0.63$) were more likely to be influenced by changes in the background compared to European Canadians ($M = 0.13$, $SD = 0.41$), $t_{(365)} = 2.43$, $p = 0.015$, Cohen's $d = 0.35$. However, there was only marginal statistical significance between East Asian Canadians and Non-East Asian/Non-European Canadians ($M = 0.19$, $SD = 0.53$), $t_{(365)} = 1.78$, $p = 0.076$. There was no significant difference in the congruency score between Non-East-Asian/Non-European Canadians and European Canadians, $t_{(365)} < 1$, *ns*. Similarly, when presented with sad central figures with varying backgrounds, East Asian Canadians ($M = 0.26$, $SD = 0.64$) were more likely to be influenced with marginal significance by changes in the background compared to European Canadians ($M = 0.11$, $SD = 0.52$), $t_{(365)} = 1.96$, $p = 0.051$, Cohen's $d = 0.02$. There was statistical significance between East Asian Canadians and Non-East/Non-European Asian Canadians ($M = 0.09$, $SD = 0.53$), $t_{(365)} = 2.31$, $p = 0.021$, Cohen's $d = 0.26$. There were no significant differences between European Canadians and East Asian Canadians, $t_{(365)} < 1$, *ns*.

We further broadened our analysis to select the South Asian Canadians from the Non-East Asian/Non-European group. In the Non-East Asian/Non-European group, the largest number of participants were of South-Asian ethnicity. Therefore, to minimize within-group variability and to contrast with the other two groups, we carried out similar analyses as done above.

The results indicated that there was no significant interaction between culture and types of emotion, $F < 1$, *ns*, nor the main effect of target emotion $F_{(1,298)} = 2.85$, $p = 0.092$, $\eta_p^2 = 0.009$ (Figure 4). There was a significant main effect of culture $F_{(2,298)} = 5.89$, $p = 0.003$, $\eta_p^2 = 0.038$. Multiple *t*-tests were applied to analyze the simple effects (Howell, 2007). The results of the *t*-tests indicated that, when presented with happy central figures with varying backgrounds, East Asian Canadians ($M = 0.31$, $SD = 0.63$) were more likely to be influenced by changes in the background compared to European Canadians ($M = 0.13$, $SD = 0.41$), $t_{(298)} = 2.47$,

³In order to control for the independence, interdependence, and holism score as a potential source of participants' acculturation levels, we also conducted three ANCOVA analyses: a 3 (Culture: European Canadians, East Asian Canadians, and Non-East Asian/Non-European Canadians) X 2 (Types of Emotion: Happy Central Figure Images vs. Sad Central Figure Images) ANCOVA as applied to the congruency score with each of these covariates. The results of the ANCOVA with the independent score as a covariate indicated that there was a significant main effect of culture, $F_{(2,364)} = 4.606$, $p < 0.011$; $\eta_p^2 = 0.025$. However, there were no differences in the main effect of emotion valence, $F < 1$, *ns*; the interaction between emotion valence and interdependence, $F < 1$, *ns*; and the interaction between culture and emotion valence, $F < 1$, *ns*. The results of the ANCOVA with the interdependent score as a covariate indicated that there was a significant main effect of culture, $F_{(2,364)} = 4.462$, $p < 0.012$; $\eta_p^2 = 0.024$. However, there were no differences in the main effect of emotion valence, $F < 1$, *ns*; the interaction between emotion valence and interdependence, $F < 1$, *ns*; and the interaction between culture and emotion valence, $F < 1$. Finally, the results of the ANCOVA with the average of holism scores as a covariate indicated that there was a significant main effect of culture, $F_{(2,364)} = 4.645$, $p < 0.010$; $\eta_p^2 = 0.025$ and of emotion valence, $F_{(1,364)} = 8.825$, $p = 0.003$, $\eta_p^2 = 0.025$. Also, the interaction between the emotion valence and the holism score was significant, $F_{(1,364)} = 12.241$, < 0.001 . However, there were no differences in the interaction between culture and emotion valence, $F < 1$, *ns*. Overall, these results indicated that, although we controlled for the three self-report scales, the patterns of the results were very similar to those reported in the main text.

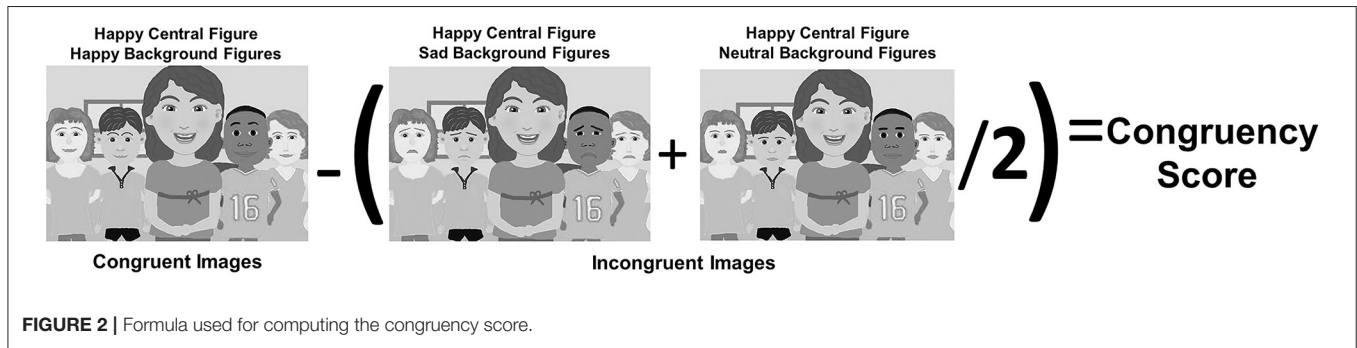


FIGURE 2 | Formula used for computing the congruency score.

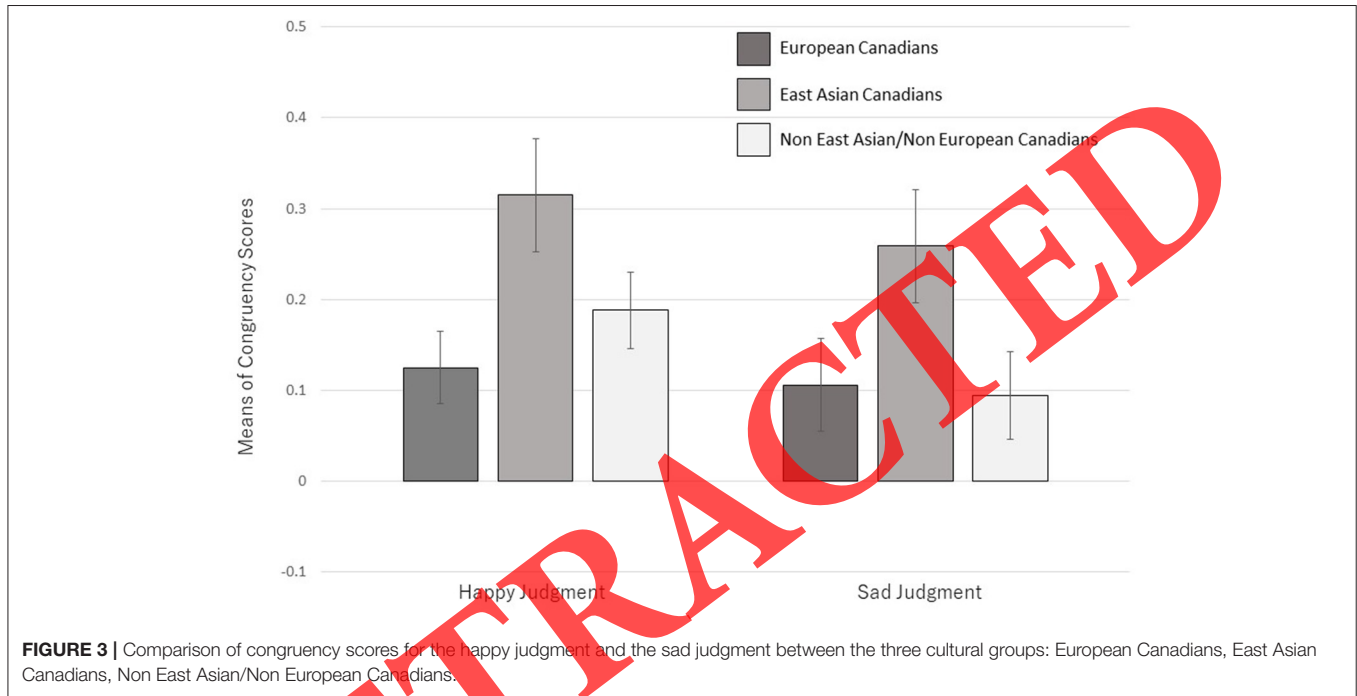


FIGURE 3 | Comparison of congruency scores for the happy judgment and the sad judgment between the three cultural groups: European Canadians, East Asian Canadians, Non East Asian/Non European Canadians.

$p = 0.014$, Cohen's $d = 0.36$. Also, there was statistical significance between East Asian Canadians and South Asian Canadians ($M = 0.15$, $SD = 0.50$), $t_{(298)} = 2.13$, $p = 0.03$, Cohen's $d = 0.30$. There was no significant difference in the congruency score between Non East-Asian/Non-European Canadians and European Canadians, $t_{(298)} < 1$, *ns*. Similarly, when presented with sad central figures with varying backgrounds, East Asian Canadians ($M = 0.26$, $SD = 0.64$) were more likely to be influenced with statistical significance by changes in the background compared to European Canadians ($M = 0.11$, $SD = 0.52$), $t_{(298)} = 1.99$, $p = 0.047$, Cohen's $d = 0.26$. There was statistical significance between East Asian Canadians and South Asian Canadians ($M = 0.03$, $SD = 0.60$), $t_{(298)} = 2.90$, $p = 0.004$, Cohen's $d = 0.373$. There were no significant differences between European Canadians and East Asian Canadians, $t_{(298)} < 1$, *ns*. Weak holistic tendency of South Asian Canadians has given credence by the recent findings (e.g., Nanakdewa et al., 2022).

Scores of Self-Report Measures

The Independence/Interdependence Scores

Along with the congruency scores, we also analyzed participants' self-report responses to the independent/interdependent scales and the holism scales. The results of a one-way ANOVA for the independence measure indicated that there was no significant effect of culture $F_{(2,365)} = 1.83$, $p = 0.162$, $\eta_p^2 = 0.010$. The results of a one-way ANOVA for the interdependence measure indicated that there was a significant effect of culture, $F_{(2,365)} = 4.45$, $p = 0.012$, $\eta_p^2 = 0.024$. The results of planned simple effect analyses (*t*-tests with an omnibus means square of error) indicated that Non-East Asian/Non-European Canadians ($M = 3.63$, $SD = 0.50$) had higher scores than European Canadians ($M = 3.45$, $SD = 0.49$), $t_{(365)} = 2.98$, $p = 0.003$, Cohen's $d = 0.36$. There were however no significant differences between European Canadians and East Asian Canadians ($M = 3.55$, $SD = 0.43$), $t_{(365)} = 1.66$, $p = 0.098$. There were also no significant differences between East Asian Canadians

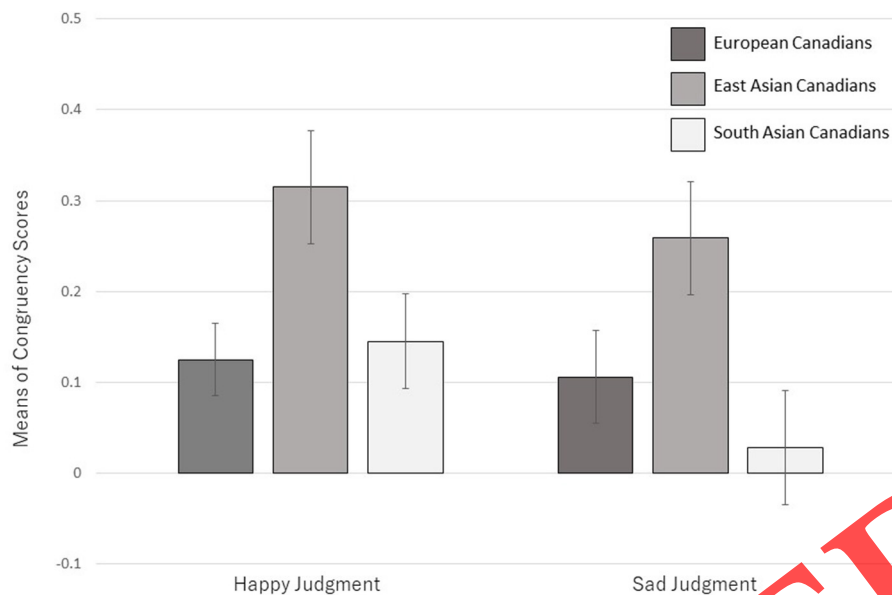


FIGURE 4 | Comparison of congruency scores for the happy judgment and the sad judgment between the three cultural groups: European Canadians, East Asian Canadians, South Asian Canadians.

and Non-East Asian/Non-European Canadians, $t_{(365)} = 1.15$, $p = 0.252$.

We did a similar analysis for European Canadians, East Asian Canadians, and South Asian Canadians. The results of a one-way ANOVA for the independence measure indicated that there was no significant effect of culture $F_{(2,300)} = 1.06$, $p = 0.347$, $\eta_p^2 = 0.007$. The results of a one-way ANOVA for the interdependence measure indicated that there was a significant effect of culture, $F_{(2,300)} = 5.63$, $p = 0.004$, $\eta_p^2 = 0.036$. The results of planned simple effect analyses (t-tests with an omnibus means square of error) indicated that South Asian Canadians ($M = 3.67$, $SD = 0.49$) had higher scores than European Canadians ($M = 3.45$, $SD = 0.49$), $t_{(300)} = 3.35$, $p = 0.001$, Cohen's $d = 0.46$. There were however no significant differences between European Canadians and East Asian Canadians ($M = 3.55$, $SD = 0.43$), $t_{(365)} = 1.66$, $p = 0.098$. There were also no significant differences between East Asian Canadians and South Asian Canadians, $t_{(300)} = 1.69$, $p = 0.009$.

The Holism Scores

The holism scale consists of four subcategories: Causality, Attitude toward contradiction, Perception of change, and Locus of Attention (Choi et al., 2007). First, the results of one-way ANOVA for Holism A (Causality: Interactionism vs. Dispositionism) indicated that there was a significant effect of culture, $F_{(2,365)} = 4.85$, $p = 0.008$, $\eta_p^2 = 0.026$. The results of multiple t-tests indicated that East Asian Canadians ($M = 3.35$, $SD = 1.55$) had a higher score than Non-East Asian/Non-European Canadians ($M = 2.94$, $SD = 1.25$), $t_{(365)} = 2.35$, $p = 0.019$, Cohen's $d = 0.29$. Also, European Canadians

($M = 3.42$, $SD = 1.39$) scored higher than Non-East Asian/Non-European Canadians $t_{(365)} = 2.80$, $p = 0.005$, Cohen's $d = 0.37$. There was however no significant difference between European Canadians and East Asian Canadians $t_{(365)} < 1$, *ns*. Second, the results of one-way ANOVA for Holism B (Attitude toward contradiction: Dialectical vs. Linear) indicated that there was no significant effect of culture, $F_{(2,365)} = 2.29$, $p = 0.103$. Third, the results of a one-way ANOVA for Holism C (Perception of Change: change vs. stability) indicated that there was no significant effect of culture, $F_{(2,365)} < 1$, *ns*. Finally, the results of a one-way ANOVA for Holism D (locus of attention: Context orientation and Object Orientation) indicated that there was no significant effect of culture, $F_{(2,365)} = 1.94$, $p = 0.145$. The results of planned simple effect analysis indicated that East Asian Canadian's score is significantly higher than that of their European Canadian counterparts, ($M = 3.67$, $SD = 1.06$), $t_{(365)} = 1.97$, $p = 0.049$, Cohen's $d = 0.26$. Overall, the results depicted that East Asian Canadians' levels of holism were different from that of European Canadians in only one of the subscales of holism (locus of attention, Holism D), suggesting that the self-report scales depicted within cultural variabilities in Canada's multicultural society only partially. This pattern is likely due to similarities in mentality among Canadian students in academic settings such as universities. This will be further elaborated upon in Section Discussion.

A similar analysis was done for European Canadians, East Asian Canadians, and South Asian Canadians. First, the results of one-way ANOVA for Holism A (Causality: Interactionism vs. Dispositionism) indicated that there was a significant effect of culture, $F_{(2,300)} = 3.34$, $p = 0.037$, $\eta_p^2 = 0.022$. The results of multiple t-tests indicated that East Asian Canadians ($M = 3.35$,

$SD = 1.55$) had a higher score than South Asian Canadians ($M = 2.94$, $SD = 1.28$), $t_{(300)} = 2.03$, $p = 0.042$, Cohen's $d = 0.289$. Also, European Canadians ($M = 3.42$, $SD = 1.39$) scored higher than South Asian Canadians $t_{(300)} = 2.43$, $p = 0.016$, Cohen's $d = 0.364$. There was however no significant difference between European Canadians and East Asian Canadians $t_{(300)} < 1$, *ns*. Second, the results of one-way ANOVA for Holism B (Attitude toward contradiction: Dialectical vs. Linear) indicated that there was no significant effect of culture, $F_{(2,300)} < 1$, *ns*. Third, the results of a one-way ANOVA for Holism C (Perception of Change: change vs. stability) indicated that there was no significant effect of culture, $F_{(2,300)} = 1.10$, $p = 0.34$. Finally, the results of a one-way ANOVA for Holism D (locus of attention: Context orientation and Object Orientation) indicated that there was no significant effect of culture, $F_{(2,300)} = 1.97$, $p = 0.141$. The results of planned simple effect analysis indicated that East Asian Canadian's score is significantly higher than that of their European Canadian counterparts, ($M = 3.39$ $SD = 1.02$), $t_{(300)} = 1.98$, $p = 0.049$, Cohen's $d = 0.27$.

DISCUSSION

Summary of the Findings

The current study examined within-cultural ethnic variations in emotion perception between European Canadians, East Asian Canadians, and Canadians with other ethnic backgrounds. As expected, East Asian Canadians were more likely than their European Canadian counterparts to incorporate background figures' facial expressions into their judgment of the central figures' emotions. Non-East Asian/Non-European Canadian judgments scored in between these two groups. East Asian Canadians' pattern of context-sensitivity demonstrated in the task is similar to Japanese participants' responses (Masuda et al., 2008b, 2012; Ito et al., 2013), suggesting that, while being in a Canadian cultural context, they still maintain a traditional cultural worldview-holistic tendency in behavioral patterns.

However, the current study revealed that their behavioral patterns do not strongly associate with scores of the self-report measures such as independence, interdependence, and holism. The planned *t*-test implied an association between the emotion perception and one of the holism score-locus of control (Holism D), indicating that East Asian Canadians' level of holistic tendency is significantly higher than that of European Canadians, these points need to be further scrutinized by examining the similarity between East Asian Canadian data and East Asian data from East Asia.

Weak associations or lack of significant association between overt (self-report) measures and covert (behavioral tendencies) measures have been one of the important topics of discussion within cultural psychology. This observed divergence between the self-report socio-cognitive orientation and performance in the cartoon task can be explained by looking at two possible considerations. The first consideration, as discussed by Na et al. (2010), is that behavioral data is the best measurement to extract hidden behavioral tendencies rather than self-report measurements, and cultural psychologists extensively put emphasis on this aspect of behavioral measurement as

a tool to advance the field. Hence it is assumed that there would be weak associations between the overt and covert measurements. Our results depict those differences in context-sensitivity between Canadian ethnic groups in the covert measure (emotion judgment task) are robust even though the individual self-report measures are showing weak patterns.

The second consideration is that small variabilities in these self-report scales can be explained by considering that all participants are University students immersed in particular academic settings in Canadian culture. This may influence their overt individual values. We might have seen more variation in self-report measures if we were to contrast populations in different cultures (e.g., South Koreans from South Korea, Filipinos from the Philippines, Japanese from Japan, etc.) as they would be fully immersed in a different culture and have distinct individual tendencies. Following this logic, for future studies, researchers can aim to use covert measures to test hidden patterns of cognitive style via neural and behavioral data.

Implications

The current findings are the first demonstration of East Asian Canadians' context-sensitivity in the emotion perception paradigm established by Masuda et al. (2008b). Their unique patterns of cognitive processes have been given credence by other studies which examined within-cultural variations in Canada, such as self-awareness, sense of control, as well as child-rearing style. For example, Cohen and Gunz (2002) demonstrated that, when asked to remember a situation where you are the center of attention, such as receiving a diploma at a high school graduation ceremony, Asian Canadians are more likely than their European Canadian counterparts to imagine the scenario as if it is in third-person. The authors suggest that Asian Canadians are more accustomed to taking others' perspectives, such as their parents, friends, and their significant others in comparison to European Canadians. Similarly, Han et al. (2022) demonstrated that, compared to European Canadians, who dominantly endorse primary control to resolve their daily stress, East Asian Canadians tended to endorse secondary control by accommodating, adjusting, and coordinating with surrounding others to mitigate their daily stress. Similar patterns were seen in a study conducted by Lee et al. (2022). This pattern of control is similar to Japanese data. The origin of this cultural variation might emerge in their early childhood experiences. Song et al.'s (2022) research on sleeping arrangements revealed that the first-generation East Asian Canadian parents, similar to their Mainland Chinese parents, dominantly endorsed co-sleeping strategies—setting a child's bed next to their parent's bed or sharing a bed in the master bedroom. Conversely, European Canadian parents dominantly exercised solitary sleeping strategies—setting the baby crib in a room independent from their parents' master bedroom. The findings imply that, from early experiences, East Asian Canadians experience a sense of relatedness, interdependence, and connectedness, which in turn shapes their holistic way of viewing a group of people and judgment of an individual's emotion in relation to others.

Acculturation studies conducted in Canada indicated that citizens tend to maintain their ethnic identity along with

their heritage languages while living in Canada, such as French Canadians (e.g., Clément and Noels, 1992). East Asian Canadians' unique psychological processes have been documented by a variety of acculturation studies. These studies, in general, demonstrated that East Asian Canadians experience mixed identities according to their surrounding environment and situations (Noels et al., 2010; Zhang and Noels, 2012; Zhang and Li, 2014; Fang and Huang, 2020); indicating their complex management of the host Canadian cultural value and their heritage value. The current study addresses the necessity to further examine and create a better depiction of East Asian Canadians' basic psychological processes. Scholars should investigate not only the issue of emotion perception, but also other cognitive, affective, and motivational processes. Furthermore, these findings shed light on the possibility for researchers to apply the same approach to Canadians with other ethnic backgrounds, such as Eastern European Canadians vs. Western European Canadians, South Asian Canadians vs. Middle Eastern Canadians, or African Canadians vs. Latin American Canadians.

Limitations

First, a limitation of the current study is that it focused only on undergraduate students and did not examine when in the developmental sequence, participants showed culturally unique patterns of judgment as to one's facial expressions in context. Recently, cultural psychologists extensively examined the developmental trajectory of attention (e.g., Masuda, 2017; Masuda et al., 2019). These findings suggest that children internalize culturally unique patterns of attention through interacting with their caregivers, hence parental guidance plays an important role in the development of children's patterns of attention (Fernald and Morikawa, 1993; Kuwabara and Smith, 2022; Senzaki and Shimizu, 2022). As for children's performance, some cultural variations in modes of attention can be seen by ages 3–6 when children engage in rudimentary cognitive and perceptual tasks (Duffy et al., 2009; Kuwabara et al., 2011; Kuwabara and Smith, 2012, 2016; Senzaki et al., 2018). However, when the tasks involve advanced-level cognitive abilities that require memory, judgment, and verbal descriptions, the effect of culture is only weakly observable at age 6 (Ishii et al., 2017; Lee et al., 2017), and gradually emerges around ages 8–9 (Imada et al., 2013; Senzaki et al., 2016; Masuda et al., 2022). Finally, when the cognitive tasks involve advanced reasoning skills such as social inference and causal explanation, cultural variations in attention are observable only after age 10 (Miller, 1984; Ji, 2008). To better understand within-cultural variations in the judgment of others' facial expressions in context, future research should further elucidate their developmental trajectory, and the direct and indirect influences from parents, teachers, and peers (Mesoudi, 2011).

Second, while this study aimed to recognize the multicultural society that exists within Canada and found important differences between cultures in terms of emotion perception, it is important to recognize that the participants in this study have all been living within Canadian society for a substantial amount of time. Although they may have varying cultural backgrounds,

they are all influenced by Canadian western society and its values in some way (Ryder et al., 2000). This could potentially influence participants' emotion perception, holism, and independence vs. interdependence thought processes. East Asian and Non-East Asian/Non-European participants who have spent more time immersed in Canadian culture may show more similar patterns to that of European Canadians compared to participants who have spent less time in Canada. In fact, some cross-ethnic and cross-cultural data indicated that the more years East Asians spend in Canada, the more their patterns of self-esteem become similar to that of North Americans. For example, while the recent Asian immigrants' self-esteem score is much lower than that of their European Canadians born in Canada, the third generation East Asian Canadians' average self-esteem score is about the same as that of their European Canadian counterparts (Heine and Lehman, 2004). Other data from their study showed that significant changes in the level of self-esteem occur even after seven months of experience in another culture. After spending seven months in Japan, Canadians' self-esteem lowered and became similar to the average Japanese patterns. On the other hand, Japanese self-esteem increased after spending seven months in Canada. Applying the same rationale, future studies should compare results between groups of East Asian Canadian participants who have spent varying amounts of years under Canadian influence (i.e., Recent immigrants vs. 1st generations vs. 2nd generations) in the form of a longitudinal or cross-sectional study.

Third, past studies in cultural psychology have applied priming manipulations in order to identify causal mechanisms between social orientation and behavior (e.g., Hong et al., 2000). For example, these researchers have devised a variety of priming designs to activate participants' knowledge of independence vs. interdependence (e.g., circling singular pronouns vs. plural pronouns in text; thinking of differences vs. similarities between friends and themselves, repetitively showing North American images vs. Asian images, etc.). We maintain that such priming manipulation could be applicable to the research on emotion perception (Kafetsios and Hess, 2013). For example, we may have a priming condition to have half of the participants be more holistic as compared to analytic and engage in the same emotional task. This manipulation may allow us to better identify whether a particular thinking style can cause participants to change their judgment styles (e.g., pay more attention to the background figures' emotions and incorporate them into the center figure's emotions). Once that type of priming methodology is well established, we could overcome the weaknesses between behavioral patterns and self-report measures such that the relationship between these two factors is more salient.

Fourth, although the focus of this study was to compare two ethnic groups within Canada: European Canadian and East Asian Canadian, the third group, Non-East Asian/Non-European Canadian garners further exploration. This study used cartoon figures that resembled either a European Canadian or an East Asian Canadian but future studies should include a more diverse set of stimuli to encompass more ethnic backgrounds as we further explore the subgroups within the Non-East Asian/Non-European Canadian group.

Fifth, due to limitations imposed by the COVID-19 pandemic, we were unable to meet the participants in our laboratory. However, we did our best to minimize this limitation by creating a mock experimental setting wherein we met the participant online *via* Zoom. We provided them with instructions as if we were conducting the session in-person. We specified that the participant should be located in a quiet space to minimize distractions, in addition to having their survey take up their entire browser screen. In the future, it may be advisable to conduct this survey in-person and online to measure the consistency of the two settings.

Finally, the current study accentuated the differences in patterns of emotion perception by emphasizing the East vs. West comparison, several studies suggest that it is also important to further examine the cultural variations within Western societies (Kitayama et al., 2009; Hess et al., 2016). Furthermore, research on causal relationships between independent/interdependent social orientation and emotion perception have been reported (Kafetsios and Hess, 2013, 2015). Such detailed investigation will further elucidate the nuanced variations within the same cultural group, which in turn will advance research on emotion perception.

Future Studies

While the current study has its implications, there remain several questions to be answered for future studies. Recent studies in cultural neuroscience suggest that cultural variation in cognition and perception is not at all simple or shallow, but deeply internalized in brain functioning (e.g., Kitayama and Uskul, 2011). For example, a study done by Zhu et al. (2007) demonstrated via fMRI that Chinese participants activated the medial prefrontal cortex region, an area that is linked to self-representation (Heatherston et al., 2006) when they were asked to think of their mother. In contrast, significant brain activation of this region in American participants is observable only when they were asked to think of themselves. These findings converged to suggest that Chinese participants' representation of themselves and their mothers is not so distinct and that this sense of connectedness to others is a fundamental part of higher cognitive processes. Using the ERP methodology, Russell et al. (2018) demonstrated that, when presented with a line-up of five individuals who show either congruent (e.g., happy-central figure and happy-background figures) or incongruent facial expressions (happy-central figure and sad-background figures) between the central figure and the background figures, Japanese participants were more likely than their European Canadian counterparts to activate N400, especially when they viewed incongruent images, suggesting that their holistic perception is sensitive to the discrepancy of emotion among a group.

In addition to the studies conducted by cultural neuroscientists, several studies conducted by neuroscientists have also identified potential neural-substrates that explain the mechanisms of context vs. object information processing (Malach et al., 1995; Grill-Spector et al., 2001). Namely, they have

reported that the lateral occipital complex in both hemispheres was associated with object processing, and bilateral hippocampal place areas (PPA) were associated with context processing (Epstein and Kanwisher, 1998; Epstein et al., 2003). Lastly, the bilateral hippocampal gyrus and right hippocampus were relevant in information processing when participants viewed and bound objects and context together (Henke et al., 1999). While not a point of investigation within our study, scholars have further extended this line of research to examine whether there are cultural variations in the magnitude of activation in these areas (Goh et al., 2007). These findings suggest the importance of the neural foundation of cognitive-perceptual processes as well as their behavioral tendencies. Utilizing this existing and evolving area of neuroscience, for future studies, cultural psychologists and cultural neuroscientists can further examine whether East Asian Canadians still maintain a holistic style of brain activation and whether it is substantially different from that of their European Canadian counterparts, and Canadians with other ethnic backgrounds.

CONCLUSION

The current study demonstrated that East Asian Canadians are uniquely context-sensitive and holistic compared to European Canadians and Canadians with other ethnic backgrounds. Consistent with Henrich et al. WEIRD discourse, current findings also depicted that European Canadians showed unique patterns of responses. By showing these results, the current study addresses the necessity for future studies to be conducted to further advance the investigation of the nuanced within-cultural variations in psychological processes.

DATA AVAILABILITY STATEMENT

The raw data supporting the conclusions of this article will be made available by the authors, without undue reservation.

ETHICS STATEMENT

The studies involving human participants were reviewed and approved by Alberta Research Information Services, University of Alberta. The patients/participants provided their written informed consent to participate in this study.

AUTHOR CONTRIBUTIONS

All authors listed have made a substantial, direct, and intellectual contribution to the work and approved it for publication.

FUNDING

This study was supported by Social Sciences and Humanities Council of Canada, RES0033263.

REFERENCES

- Bruner, J. S. (1990). *Acts of Meaning*. Cambridge, MA: Harvard University Press.
- Choi, I., Koo, M., and Choi, J. A. (2007). Individual differences in analytic versus holistic thinking. *Pers. Soc. Psychol. Bull.* 33, 691–705. doi: 10.1177/0146167206298568
- Clément, R., and Noels, K. A. (1992). Towards a situated approach to ethnolinguistic identity: the effects of status on individuals and groups. *J. Lang. Soc. Psychol.* 11, 203–232. doi: 10.1177/0261927X92114002
- Cohen, D., and Gunz, A. (2002). As seen by the other... The self from the “outside in” and the “inside out” in the memories and emotional perceptions of Easterners and Westerners. *Psychol. Sci.* 13, 55–59. doi: 10.1111/1467-9280.00409
- Cohen, D., and Kitayama, S. (2019). “Young and still developing; five themes,” in *Handbook of Cultural Psychology*, eds D. Cohen, and S. Kitayama, 2nd Edn. (New York: Guilford Press), 1–12.
- Comanaru, R., Noels, K. A., and Dewaele, J. (2018). Bicultural identity orientation of immigrants to Canada. *J. Multiling. Multicult. Dev.* 39, 526–541. doi: 10.1080/01434632.2017.1404069
- Darwin, C. (1965). *The Expression of the Emotions in Man and Animals*. Chicago: University of Chicago Press. (Original work published 1872).
- Duffy, S., Toriyama, R., Itakura, S., and Kitayama, S. (2009). Development of cultural strategies in North American and Japanese Children. *J. Exp. Child Psychol.* 102, 351–359. doi: 10.1016/j.jecp.2008.06.006
- Ekman, P., and Friesen, W. V. (1971). Constants across cultures in the face and emotion. *J. Pers. Soc. Psychol.* 17, 124–129. doi: 10.1037/h0030377
- Elfenbein, H. A., and Ambady, N. (2002). On the universality and cultural specificity of emotion recognition: a meta-analysis. *Psychol. Bull.* 128, 203–235. doi: 10.1037/0033-2909.128.2.203
- Epstein, R., Graham, K. S., and Downing, P. E. (2003). Viewpoint-specific scene representations in human parahippocampal cortex. *Neuron* 37, 865–876. doi: 10.1016/S0896-6273(03)00117-X
- Epstein, R., and Kanwisher, N. (1998). A cortical representation of the local visual environment. *Nature* 392, 598–601. doi: 10.1038/33402
- Fang, L., and Huang, Y. T. (2020). “I’m in between”: cultural identities of Chinese youth in Canada. *Fam. Soc. J. Contemp. Soc. Serv.* 101, 205–218. doi: 10.1177/1044389419891333
- Fernald, A., and Morikawa, H. (1993). Common themes and cultural variations in Japanese and American mothers’ speech to infants. *Child Dev.* 64, 637–656. doi: 10.2307/1131208
- Goh, J. O., Chee, M. W., Tan, J. C., Venkatraman, V., Hebrank, A., Lesikar, E. D., et al. (2007). Age and culture modulate object processing and object-scene binding in the ventral visual area. *Cogn. Affect. Behav. Neurosci.* 7, 44–52. doi: 10.3758/CABN.7.1.44
- Grill-Spector, K., Kourtzi, Z., and Kanwisher, N. (2001). The lateral occipital complex and its role in object recognition. *Vision Res.* 41, 1409–1422. doi: 10.1016/S0042-6989(01)00073-6
- Han, J., Lee, H., Ohtsubo, Y., and Masuda, T. (2022). Culture and stress coping: cultural variations in the endorsement of primary and secondary control coping for daily stress across European Canadians, East Asian Canadians, and the Japanese. *Jpn. Psychol. Res.* 64, 141–155. doi: 10.1111/jpr.12406
- Heatherington, T. F., Wyland, C. L., Macrae, C. N., Demos, K. E., Denny, B. T., and Kelley, W. M. (2006). Medial prefrontal activity differentiates self from close others. *Soc. Cogn. Affect. Neurosci.* 1, 18–25. doi: 10.1093/scan/nsl001
- Heine, S. J., and Lehman, D. R. (2004). “Move the body, change the self: acculturative effects on self-concept,” in *Psychological Foundation of Culture*, eds M. Schaller and C. Crandall (Mahwah, NJ: Erlbaum), 305–331.
- Henke, K., Weber, B., Kneifel, S., Wieser, H. G., and Buck, A. (1999). Human hippocampus associates information in memory. *Proc. Natl. Acad. Sci.* 96, 5884–5889. doi: 10.1073/pnas.96.10.5884
- Henrich, J. (2020). *The WEIRD People in the World: How the West became Psychologically peculiar Particularly Prosperous*. New York: Farrar, Straus and Giroux.
- Henrich, J., Heine, S., and Norenzayan, A. (2010). Most people are not WEIRD. *Nature* 466, 29. doi: 10.1038/466029a
- Hess, U., Blaison, C., and Kafetsios, K. (2016). Judging facial expressions in context: the influence of culture and self-construal orientation. *J. Nonverbal Behav.* 40, 55–64. doi: 10.1007/s10919-015-0223-7
- Hong, Y., Morris, M. W., Chiu, C., and Benet-Martinez, V. (2000). Multicultural minds: a dynamic constructivist approach to culture and cognition. *Am. Psychol.* 55, 705–720. doi: 10.1037/0003-066X.55.7.709
- Howell, D. C. (2007). *Statistical Methods for Psychology*, 6th Edn. Belmont, CA: Thomson Higher Education.
- Imada, T., Carlson, S. M., and Itakura, S. (2013). East-West cultural differences in context-sensitivity are evident in early childhood. *Dev. Sci.* 16, 198–208. doi: 10.1111/desc.12016
- Ishii, K., Reyes, J. A., and Kitayama, S. (2003). Spontaneous attention to word content versus emotional tone: differences among three cultures. *Psychol. Sci.* 14, 39–46. doi: 10.1111/1467-9280.01416
- Ishii, K., Rule, N. O., and Toriyama, R. (2017). Context sensitivity in Canadian and Japanese children’s judgment of emotion. *Curr. Psychol. Res. Rev.* 36, 577–584. doi: 10.1007/s12144-016-9446-y
- Ito, K., Masuda, T., and Li, L. M. W. (2013). Agency and facial emotion judgment in context. *Pers. Soc. Psychol. Bull.* 39, 763–776. doi: 10.1177/0146167213481387
- Izard, C. E. (1971). *The Face of Emotion*. New York: Appleton-Century-Crofts.
- Ji, L.-J. (2008). The leopard cannot change his spots, or can he? Culture and the development of lay theories of change. *Pers. Soc. Psychol. Bull.* 34, 613–622. doi: 10.1177/0146167207313935
- Ji, L.-J., Peng, K., and Nisbett, R. E. (2000). Culture, control, and perception of relationships in the environment. *J. Pers. Soc. Psychol.* 78, 943–955. doi: 10.1037/0022-3514.78.5.943
- Kafetsios, K., and Hess, U. (2013). Effects of activated and dispositional self-construal on emotion decoding accuracy. *J. Nonverbal Behav.* 37, 191–205. doi: 10.1007/s10919-013-0149-x
- Kafetsios, K., and Hess, U. (2015). Are you looking at me? The influence of facial orientation and cultural focus salience on the perception of emotion expressions. *Cogent Psychol.* 2, 1005493. doi: 10.1080/23311908.2015.1005493
- Kitayama, S., Duffy, S., Kawamura, T., and Larsen, J. T. (2003). Perceiving an object and its context in different cultures: a cultural look at New Look. *Psychol. Sci.* 14, 201–206. doi: 10.1111/1467-9280.02432
- Kitayama, S., Park, H., Sevincer, A. T., Karasawa, M., and Uskul, A. K. (2009). A cultural task analysis of implicit independence: Comparing North America, Western Europe, and East Asia. *J. Pers. Soc. Psychol.* 97, 236–255.
- Kitayama, S., and Uskul, A. K. (2011). Culture, mind and the brain: current evidence and future directions. *Annu. Rev. Psychol.* 62, 419–449. doi: 10.1146/annurev-psych-120709-145357
- Kuwabara, M., and Smith, B. L. (2022). Focus on one or more? Cultural similarities and differences in how parents talk about social events to preschool children. *Front. Psychol.* 12, 778960. doi: 10.3389/fpsyg.2021.778960
- Kuwabara, M., and Smith, L. B. (2012). Cross-cultural differences in cognitive development: attention to relations and objects. *J. Exp. Child Psychol.* 113, 20–35. doi: 10.1016/j.jecp.2012.04.009
- Kuwabara, M., and Smith, L. B. (2016). Cultural differences in visual object recognition in 3-year-old children. *J. Exp. Child Psychol.* 147, 22–38. doi: 10.1016/j.jecp.2016.02.006
- Kuwabara, M., Son, J., and Smith, L. B. (2011). Attention to context: U.S. and Japanese children’s emotion judgment. *J. Cogn. Dev.* 12, 502–517. doi: 10.1080/15248372.2011.554927
- Lee, H., Masuda, T., Ishii, K., Yasuda, Y., and Ohtsubo, Y. (2022). Cultural differences in the perception of daily stress between European Canadian and Japanese Undergraduate Students. *Pers. Soc. Psychol. Bull.* 2021:01461672211070360. doi: 10.1177/01461672211070360
- Lee, H., Nand, K., Shimizu, Y., Takada, A., Kodama, M., and Masuda, T. (2017). Culture and emotion perception: comparing Canadian and Japanese children’ and parents’ context sensitivity. *Cult. Brain* 5, 91–104. doi: 10.1007/s40167-017-0052-0
- Li, L. M. W., Masuda, T., Hamamura, T., and Ishii, K. (2018). Culture and decision making: Influence of analytic versus holistic thinking style on resource allocation in a fort game. *J. Cross Cult. Psychol.* 49, 1066–1080. doi: 10.1177/0022022118778337
- Malach, R., Reppas, J. B., Benson, R. R., Kwong, K. K., Jiang, H., Kennedy, W. A., et al. (1995). Object-related activity revealed by functional magnetic resonance

- imaging in human occipital cortex. *Proc. Natl. Acad. Sci. U. S. A.* 92, 8135–8139. doi: 10.1073/pnas.92.18.8135
- Markus, H. R., and Kitayama, S. (2010). Cultures and selves: A cycle of mutual constitution. *Perspect. Psychol. Sci.* 5, 420–430. doi: 10.1177/1745691610375557
- Masuda, T. (2017). Culture and attention: Recent empirical findings and new directions in cultural psychology. *Soc. Personal. Psychol. Compass* 11, e12363. doi: 10.1111/spc3.12363
- Masuda, T., Akase, M., Radford, M. H. B., and Wang, H. (2008a). Jokyo youin ga gankyu undo pattern ni oyobosu eikyo: Nihonjin to Seiyoin no syuken jyoho heno binkansa no kikaku kenkyu [Cross-cultural research on the pattern of eye-movement: comparing the level of concentration between Japanese and Western participants]. *Jpn. J. Psychol.* 79, 35–43. doi: 10.4992/jjpsy.79.35
- Masuda, T., Batdorj, B., and Senzaki, S. (2020). Culture and attention: future directions to advance the geographical regions of research beyond the WEIRD cultures. *Front. Psychol.* 11, 1394. doi: 10.3389/fpsyg.2020.01394
- Masuda, T., Ellsworth, P. C., Mesquita, B., Leu, J., Tanida, S., and van de Veerdonk, E. (2008b). Placing the face in context: cultural differences in the perception of facial emotion. *J. Pers. Soc. Psychol.* 94, 365–381. doi: 10.1037/0022-3514.94.3.365
- Masuda, T., Gonzalez, R., Kwan, L., and Nisbett, R. E. (2008c). Culture and aesthetic preference: comparing the attention to context of East Asians and European Americans. *Pers. Soc. Psychol. Bull.* 34, 1260–1275. doi: 10.1177/0146167208320555
- Masuda, T., Ishii, K., and Kimura, J. (2016). When does the culturally dominant mode of attention appear or disappear? Comparing patterns of eye movement during the visual flicker task between European Canadians and Japanese. *J. Cross-Cultural Psychol.* 47, 997–1014. doi: 10.1177/0022022116653830
- Masuda, T., Li, L. M. W., Russel, M. J., and Lee, H. (2019). “Perception and cognition,” in *Handbook of Cultural Psychology*, eds S. Kitayama and D. Cohen, 2nd Edn. (New York, NY: The Guilford Press), 222–245.
- Masuda, T., Nand, K., Lee, H., Shinizu, Y., Li, M.-W., Takada, A., et al. (2022). *The Emergence of Culturally Dominant Modes of Attention in 7- to 10-Year-Old Canadian and Japanese Children: The Role of Reasoning Style*. Manuscript submitted for publication.
- Masuda, T., and Nisbett, R. E. (2001). Attending holistically vs. analytically: comparing the context sensitivity of Japanese and Americans. *J. Pers. Soc. Psychol.* 81, 922–934. doi: 10.1037/0022-3514.81.5.922
- Masuda, T., and Nisbett, R. E. (2006). Culture and change blindness. *Cogn. Sci.* 30, 381–399. doi: 10.1207/s15516709cog0000_63
- Masuda, T., Wang, H., Ishii, K., and Ito, K. (2012). Do surrounding figures’ emotions affect the judgment of the target figure’s emotion? Comparing the patterns of attention between European-Canadians, Asian-Canadians, Asian international students, and Japanese using eye-trackers. *Front. Integr. Neurosci.* 6, 72. doi: 10.3389/fnint.2012.00072
- Mesoudi, A. (2011). *Cultural Evolution: How Darwinian Theory Can Explain Human Culture and Synthesize the Social Sciences*. Chicago, IL: University of Chicago Press.
- Mesquita, B., and Leu, J. (2007). “The cultural psychology of emotion,” in *Handbook of Cultural Psychology*, eds S. Kitayama and D. Cohen (New York, NY: The Guilford Press), 734–759.
- Mesquita, B., and Markus, H. R. (2004). “Culture and emotion: models of agency as sources of cultural variation in emotion,” in *Feelings and Emotions: The Amsterdam Symposium*, eds A. S. R. Manstead, N. Frijda, and A. Fischer (New York: Cambridge University Press), 341–358.
- Miller, J. G. (1984). Culture and the development of everyday social explanation. *J. Pers. Soc. Psychol.* 46, 961–978. doi: 10.1037/0022-3514.46.5.961
- Miller, J. G. (1999). Cultural psychology: implications for basic psychological theory. *Psychol. Sci.* 10, 85–89. doi: 10.1111/1467-9280.00113
- Miyamoto, Y., Nisbett, R. E., and Masuda, T. (2006). Culture and physical environment: holistic versus analytic perceptual affordance. *Psychol. Sci.* 17, 113–119. doi: 10.1111/j.1467-9280.2006.01673.x
- Na, J., Grossman, I., Varnum, M. E., Kitayama, S., Gonzalez, R., and Nisbett, R. (2010). Cultural differences are not always reducible to individual differences. *Proc. Nat. Acad. Sci.* 107, 6192–6197. doi: 10.1073/pnas.1001911107
- Nanakdewa, K., Salvador, C., Rossmair, A., Ishii, K., Masuda, T., Shahnawaz, G., et al. (2022). *Analytic Cognition Without Self-enhancement in India: Another Form of Interdependence?* Manuscript in preparation. University of Toronto.
- Nisbett, R. E. (2003). *The Geography of Thought: How Asians and Westerners Think Differently... and Why*. New York, NY: Free Press.
- Nisbett, R. E., and Masuda, T. (2003). Culture and point of view. *Proc. Natl. Acad. Sci. U. S. A.* 100, 11163. doi: 10.1073/pnas.1934527100
- Nisbett, R. E., Peng, K., Choi, I., and Norenzayan, A. (2001). Culture and systems of thought: holistic versus analytic cognition. *Psychol. Rev.* 108, 291–310. doi: 10.1037/0033-295X.108.2.291
- Noels, K., A., Leavitt, P. A., and Clément, R. (2010). “To see ourselves as others see us”: on the implications of reflected appraisals for ethnic identity and discrimination. *J. Soc. Issues* 66, 740–758. doi: 10.1111/j.1540-4560.2010.01673.x
- Russell, J. A., and Fernández-Dols, J. M. (1997). *The Psychology of Facial Expression*. New York: Cambridge University Press. Editions de la Maison des Sciences de l’Homme.
- Russell, M. J., Masuda, T., Hioki, K., and Singhal, A. (2018). Culture and neuroscience: how Japanese and European Canadians process social and context in close and acquaintance relationships. *Soc. Neurosci.* 14, 484–498. doi: 10.1080/17470919.2018.1511471
- Ryder, A. G., Alden, L. E., and Paulhus, D. J. (2000). Is acculturation unidimensional or bidimensional? A head-to-head comparison in the prediction of personality, self-identity, and adjustment. *J. Pers. Soc. Psychol.* 79, 49–65. doi: 10.1037/0022-3514.79.1.49
- San Martin, A., Sinaceur, M., Madi, A., Tompson, S., Maddux, W. W., and Kitayama, S. (2018). Self-assertive interdependence in Arab culture. *Nat. Hum. Behav.* 2, 830–837. doi: 10.1038/s41562-018-0435-z
- Senzaki, S., Masuda, T., and Ishii, K. (2014). When is perception top-down, and when is it not? Culture, narrative, and attention. *Cogn. Sci.* 38, 1493–1506. doi: 10.1111/cogs.12118
- Senzaki, S., Masuda, T., Takada, A., and Okada, H. (2016). The communication of culturally dominant modes of attention from parents to children: a comparison of Canadian and Japanese parent-child conversations during a joint scene description task. *PLoS ONE* 11, e0147199. doi: 10.1371/journal.pone.0147199
- Senzaki, S., and Shimizu, Y. (2022). Different types of focus: caregiver-child interaction and changes in preschool children’s attention in two cultures. *Child Dev.* 93, e348–e356. doi: 10.1111/cdev.13731
- Senzaki, S., Wiebe, S., Masuda, T., and Yuki, S. (2018). A cross-cultural examination of selective attention in Canada and Japan: the role of social context. *Cogn. Dev.* 48, 32–41. doi: 10.1016/j.cogdev.2018.06.005
- Shweder, R. A. (1990). “Cultural psychology: what is it?,” in *Thinking Through Culture*, ed R. Shweder (Cambridge, MA: Harvard University Press), 73–110.
- Singelis, T. M. (1994). The measurement of independent and interdependent self-construals. *Pers. Soc. Psychol. Bull.* 20, 580–591. doi: 10.1177/0146167294205014
- Song, J. H., Lou, N. M., Sieusahai, N., Zhou, S. J., Masuda, T., Noels, K. (2022). *Sleeping Arrangements Across Chinese and Canadian Cultures: Acculturation of Co-sleeping Norms, Beliefs, and Practices*. Unpublished Manuscript. University of Alberta.
- Statistics Canada (2017). *Canada at Glance 2017*. Available online at: <https://www150.statcan.gc.ca/n1/pub/12-581-x/12-581-x2017000-eng.htm> (accessed June 13, 2022).
- Tomkins, S. S. (1962–1963). *Affect Imagery Consciousness*. Vol 1-2. New York: Springer.
- Varnum, M. E., Grossmann, I., Kitayama, S., and Nisbett, R. E. (2010). The origin of cultural differences in cognition. *Curr. Dir. Psychol. Sci.* 19, 9–13. doi: 10.1177/0963721409359301
- Wang, H., Masuda, T., Ito, K., and Rashid, M. (2012). How much information? East Asian and North American cultural products and information search performance. *Pers. Soc. Psychol. Bull.* 38, 1539–1551. doi: 10.1177/0146167212455828
- Zhang, R., and Li, L. M. W. (2014). The acculturation of relational mobility: an investigation of Asian Canadians. *J. Cross Cult. Psychol.* 45, 1390–1410. doi: 10.1177/0022022114542850
- Zhang, R., and Noels, K. A. (2012). When ethnic identities vary: cross-situation and within-situation variation, authenticity, and well-being. *J. Cross Cult. Psychol.* 44, 552–573. doi: 10.1177/0022022112463604

Zhu, Y., Zhang, L., Fan, J., and Han, S. (2007). Neural basis of cultural influence on self-representation. *Neuroimage* 34, 1310–1316. doi: 10.1016/j.neuroimage.2006.08.047

Conflict of Interest: The authors declare that the research was conducted in the absence of any commercial or financial relationships that could be construed as a potential conflict of interest.

Publisher's Note: All claims expressed in this article are solely those of the authors and do not necessarily represent those of their affiliated organizations, or those of

the publisher, the editors and the reviewers. Any product that may be evaluated in this article, or claim that may be made by its manufacturer, is not guaranteed or endorsed by the publisher.

Copyright © 2022 Masuda, Shi, Varma, Fisher and Shirazi. This is an open-access article distributed under the terms of the Creative Commons Attribution License (CC BY). The use, distribution or reproduction in other forums is permitted, provided the original author(s) and the copyright owner(s) are credited and that the original publication in this journal is cited, in accordance with accepted academic practice. No use, distribution or reproduction is permitted which does not comply with these terms.

RETRACTED