



# Application of Genetic, Genomic and Biological Pathways in Improvement of Swine Feed Efficiency

Pourya Davoudi, Duy Ngoc Do, Stefanie M. Colombo, Bruce Rathgeber and Younes Miar\*

Department of Animal Science and Aquaculture, Dalhousie University, Truro, NS, Canada

Despite the significant improvement of feed efficiency (FE) in pigs over the past decades, feed costs remain a major challenge for producers profitability. Improving FE is a top priority for the global swine industry. A deeper understanding of the biology underlying FE is crucial for making progress in genetic improvement of FE traits. This review comprehensively discusses the topics related to the FE in pigs including: measurements, genetics, genomics, biological pathways and the advanced technologies and methods involved in FE improvement. We first provide an update of heritability for different FE indicators and then characterize the correlations of FE traits with other economically important traits. Moreover, we present the quantitative trait loci (QTL) and possible candidate genes associated with FE in pigs and outline the most important biological pathways related to the FE traits in pigs. Finally, we present possible ways to improve FE in swine including the implementation of genomic selection, new technologies for measuring the FE traits, and the potential use of genome editing and omics technologies.

**Keywords:** pig, feed efficiency, heritability, candidate genes, biological pathways, genetic improvement

## OPEN ACCESS

### Edited by:

Sajjad Toghiani,  
Agricultural Research Service (USDA),  
United States

### Reviewed by:

Raymond Rowland,  
Kansas State University, United States  
Xiangdong Ding,  
China Agricultural University, China

### \*Correspondence:

Younes Miar  
miar@dal.ca

### Specialty section:

This article was submitted to  
Livestock Genomics,  
a section of the journal  
Frontiers in Genetics

**Received:** 24 March 2022

**Accepted:** 20 May 2022

**Published:** 09 June 2022

### Citation:

Davoudi P, Do DN, Colombo SM,  
Rathgeber B and Miar Y (2022)  
Application of Genetic, Genomic and  
Biological Pathways in Improvement of  
Swine Feed Efficiency.  
Front. Genet. 13:903733.  
doi: 10.3389/fgene.2022.903733

## 1 INTRODUCTION

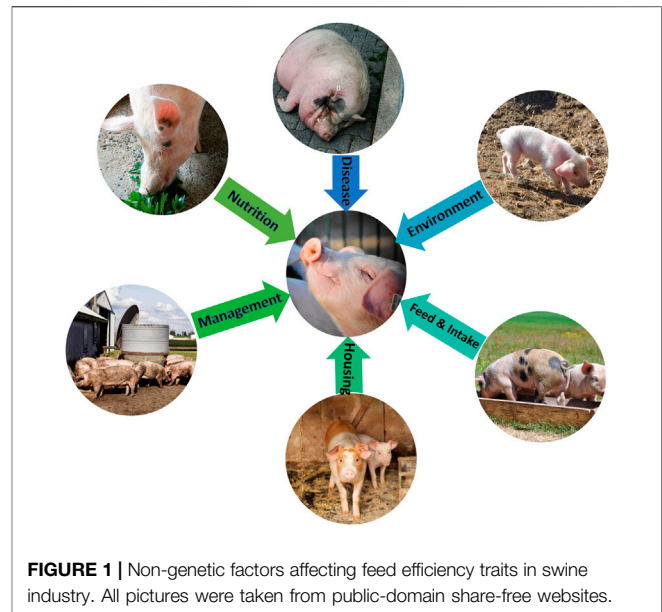
Since pig producers profit is affected by both inputs and outputs, it is essential to apply methods for reducing input costs as the goals are to improve production and increase profit (Hume et al., 2011). Providing feed for an animal is one of the main input costs in any animal production system. The expenses associated with feed can account for 60–70% of total costs for pig production systems (Patience et al., 2015). Feed efficiency (FE) can be defined as the association between feed intake (input) and production (output), and therefore, improving FE will reduce production costs. Another main goal of improving FE is to reduce the negative impacts of production on the environment. The livestock production sector is a major source of worldwide greenhouse gas (GHG) emissions, notably methane (CH<sub>4</sub>), nitrous oxide (N<sub>2</sub>O) and carbon dioxide (CO<sub>2</sub>). It has been reported to contribute 14.5% of the global anthropogenic GHG emissions (Gerber et al., 2013). Therefore, it is critical to find a strategy to mitigate GHG emissions and reduce the impact of animal agriculture on climate change. Improving FE can reduce the environmental footprint as there is a significant correlation between FE and methane emission traits (Connor et al., 2012). Animals with high FE use energy from feed more efficiently, which ultimately reduces the enteric methane production and GHG emissions (Basarab et al., 2013). A lower protein degradation rate in more efficient animals may lead to reduced environmental pollution from nitrogen, as a result of more efficient nitrogen utilization (Bezerra et al., 2013). Several studies reported improved FE as a promising strategy to reduce GHG emissions, and consequently, reduce global warming (Fitzsimons et al., 2013; Dini et al., 2019; Soleimani and Gilbert, 2021).

In order to relate feed intake to animal efficiency, it is necessary to apply comprehensive strategies for FE measurements. One of the most common measures of FE is feed conversion ratio (FCR) that is defined as the ratio of body weight gain to feed intake (Skinner-Noble and Teeter, 2003). Another measure of FE is residual feed intake (RFI), as proposed by Koch et al. (1963). It is described as the difference between actual feed intake and expected intake based on an animal's body size and maintenance over a time period.

FE traits are economically important traits that are controlled by many genes and environmental factors. Several studies have been conducted to analyze these traits. Examples include, evaluation of breeding values for selection candidates (Miar et al., 2015; Garrick, 2017) or identifying candidate genes for FE (Do et al., 2014a; Fu et al., 2020). Some studies successfully identified quantitative trait loci (QTLs) that are related to feed efficiency in livestock species (Andersson et al., 1994; Georges et al., 1995), however, due to low resolution in QTL mapping analysis and complex genetic architecture in most QTLs, QTL mapping has not been very successful (Andersson, 2009). Genome-wide association study (GWAS) is a powerful tool for identification of causal genes or regulatory elements for economically important traits such as FE traits in livestock. GWAS has some benefits, e.g. the power to identify genetic variants and the practical approach to evaluate genetic architecture of complex traits (Kronenberg, 2008). Genomic data are extensively accessible in the livestock industry and supply a profitable means of estimating genetic merit. This is helpful for selection decisions that enhance genetic gains. Genomic selection is now a widely used animal breeding program approach since it enhances the selection for difficult and expensive traits to measure, such as FE and growth traits (Meuwissen et al., 2013). Genomic selection can increase genetic gain by reducing generation interval as breeders are able to predict the genetic potential of animals at an early stage of life (Meuwissen et al., 2013; Miar et al., 2015). However, the largest benefit of genomic selection for swine will be from an increase in the amount of genetic gain by improved accuracy of genomic estimated breeding values (GEBVs) compared with traditional approaches that ignore Mendelian sampling (Wiggans et al., 2017). In the current review, we summarize the different measurements of FE, then present the state of the art for genetic and genomic studies for FE in pigs. This is followed by an overview of the critical biological pathways linked to the regulation of FE. Finally, there is a discussion of current and future methods and technologies that could improve FE in pigs.

## 2 MEASURES OF FEED EFFICIENCY AND NON-GENETIC FACTORS EFFECTS

Body weight gain per unit of feed consumed by an animal is a general measurement of FE in most studies (Patience et al., 2015). Although FE has conventionally been described as the ratio of feed consumed compared to the growth achieved by an animal, other FE indicators have been proposed recently (Crowley et al., 2010; Berry and Crowley, 2012). Despite the importance of FE as



a critical parameter in breeding programs, there is little consensus regarding the optimized approach to achieve ideal FE (Gaines et al., 2012). Firstly, this lack of consensus might be due to the fact that a complex biological process affects FE (Cantalapiedra-Hijar et al., 2018). Secondly, there is controversy surrounding it be due to the fact that a complex biological process affects FE (Cantalapiedra-Hijar et al., 2018). Secondly, there is controversy surrounding how to define and measure FE traits (Patience et al., 2015). Finally, it should be noted that measuring FE is remarkably difficult to measure; compared to growth traits, which can easily be obtained by weighing the animals at specific periods in a lifetime (Hoque and Suzuki, 2009).

FE can be defined using energy consumed as a factor instead of the feed consumed by the animal as part of the calculation (Patience, 2012). This approach can be beneficial as energy is a significant contributor to the cost of diet (Patience, 2012). However, the inaccurate estimation of energy concentration in the diet is one of the main drawbacks of this method, as there are issues at the time of quantifying dietary energy concentration (Patience, 2012). In addition, the differences in methods expressing the dietary energy concentration like digestible (DE) and metabolizable (ME) energy might cause differences in FE due to the artifacts of the inaccurate energy system (Patience, 2012).

Despite the genetic capability of FE traits in swine, there are numerous internal and external factors affecting FE in pigs that impede to capture the full genetic potential of animals. These factors include nutritional elements (the quantity, composition, and the digestibility of feed), maintenance processes, immune function, thermal environment and access to feed and water (Knap and Wang, 2012). **Figure 1** illustrates the factors that might affect FE in the swine industry. Studies have shown that FE in pigs can be improved by increasing the concentration of energy in the diet (De la Llata et al., 2001; Beaulieu et al., 2009). However, it is necessary to consider the process of growth, as the energy

requirements vary through different growth phases (Kil et al., 2013). Although increasing dietary energy concentration may lead to improved feed efficiency, the correlation between dietary energy concentration and FE is very low (Oresanya et al., 2008). This might be due to non-dietary factors affecting estimation of FE, such as inaccurate measurement of, dietary energy concentration, and animal variation (Patience et al., 2015).

## 2.1 Feed Conversion Ratio

With respect to improving FE in the pig industry, feed conversion ratio (FCR; feed to body weight gain ratio) has traditionally been investigated as a simple and relatively common indicator of FE (Hoque and Suzuki, 2009). Although FCR is considered an essential part of the goal in pig breeding programs, there are some definite issues with FCR. Selection based on FCR can lead to large-sized animals at a mature age that might have high energy requirements for maintenance (Smith et al., 2010). In addition, high genetic correlations with FCR, growth, body size and body composition, cause the changes in component traits in future generations (Gunsett, 1984). Finally, animals with similar FCR might vary in growth rate and feed intake (Smith et al., 2010). Thus, there is a need to define an indicator that negates the effect of body weight on FE of each animal.

## 2.2 Residual Feed Intake

Residual feed intake (RFI) is another FE measurement proposed as an alternative to FCR. RFI is defined as the difference between the observed feed intake and the expected feed intake. This was first proposed by Koch et al. (1963). They suggested that feed intake could be adjusted for body weight and weight gain. Since RFI is independent of body weight and average daily gain (ADG), selection for RFI can alter the energy of maintenance requirements without changing the body size and production level. In addition, due to the RFI's mathematical independence to animal production, this method is notably suitable to investigate the biological mechanisms underlying the FE variation in each individual (Berry and Crowley, 2013). However, RFI calculation might be dependent on the predicted feed requirement for production and maintenance (Do et al., 2013a), which might cause difficulty in comparing results of different studies. In addition, in the case where genetic correlation exists between FE and maintenance traits, the heritability estimation might be unreliable (Lu et al., 2015).

## 2.3 Other Feed Efficiency Indicators

A wide variety of terms have been proposed to define FE, which can be applied as alternative measurement for FCR and RFI (Berry and Crowley, 2013). Kleiber ratio (KR), defined as growth rate/body mass<sup>0.75</sup>, was suggested as an indirect selection parameter for feed conversion (Kleiber, 1947). It is acknowledged that KR is a useful indicator in selection for growth efficiency since it does not require the calculation of individual intake and enables ranking of individuals with high growth efficiency relative to body size (Köster et al., 2016). Another indicator of FE is partial efficiency of growth (PEG), described as the ratio of ADG per unit of feed intake consumed

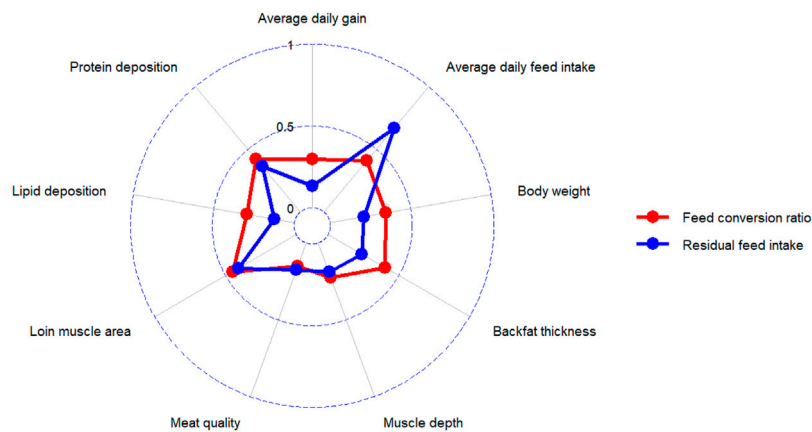
for growth. Studies reported that PEG has some advantages over FCR since it has considerably lower genetic and phenotypic correlation with ADG compared to ADG and FCR (Arthur et al., 2001; Nkrumah et al., 2004). Residual gain (RG) and residual feed intake and gain (RIG) are other alternative measures of FE (Crowley et al., 2010; Berry and Crowley, 2012). RG is defined as the difference between the actual ADG and the expected ADG and combines the measurements of growth and feed intake in a similar principle to RFI. However, for RFI, feed intake is regressed on ADG and body weight, but in the calculation of RG, ADG is regressed on feed intake and body weight (Crowley et al., 2010). RIG, proposed by Berry and Crowley (2012), combines RFI and RG to identify efficient and fast-growing animals independent of their body weights. Therefore, the advantages of both reduced feed intake and greater ADG are represented in RIG. However, it is necessary to perform comprehensive RIG trait examinations in swine studies to support its advantages to the swine industry (Lu et al., 2017).

## 3 GENETICS OF FEED EFFICIENCY

### 3.1 Heritability Estimates of Feed Efficiency and Its Components Traits

Generally, estimated heritability of traits (defined as the ratio of genetic variation to the overall phenotypic variation) is used to determine the degree to which traits are under genetic control. In order to have an accurate estimate of heritability, a well-established measure of FE, as well as complete and precise pedigree information on many individuals are required. **Supplementary Table S1** provides an overview of literature for heritabilities of FE-related traits in pigs.

Among all FE traits in pigs, RFI has received increasing attention in recent years (Godinho et al., 2018; Nascimento et al., 2019; Santiago et al., 2021). The heritability estimates for RFI have been reported in the range of 0.10–0.51 (Jiao et al., 2014a; Hong et al., 2021). The diverse range of heritability estimates presented in the literature is due to evaluation of different populations, ages, diets, environments, and the number of animals in the study. A controversial subject related to RFI is that this term or other unspecified feed intake terms are referred to as FE. The residual might be associated with random errors, for example, prediction and measurement errors, inaccurate recording or feeding loss (Van Der Werf, 2004). These errors can reflect the phenotypic variation, which might change the heritability of RFI. Several studies have evaluated the heritability of FCR in different pig populations (**Supplementary Table S1**). The heritability of FCR in pigs has been reported to vary considerably from 0.13 to 0.49 (Habier et al., 2009; Hong et al., 2021). Different studies also estimated the heritability for ADG and daily feed intake (DFI) as other FE component traits (**Supplementary Table S1**). The average estimates of heritability reported for component traits (such as ADG and DFI) were higher compared to RFI and FCR but still varied substantially, ranged from 0.23 to 0.67 and 0.16 to 0.66 for ADG and DFI, respectively (**Supplementary Table S1**). Published studies indicated that FE-related traits are



**FIGURE 2 |** The average absolute values of genetic correlations of RFI and FCR with other economically important traits in pig.

moderately heritable traits, and therefore, have good potential to respond to selection (Supplementary Table S1).

### 3.2 Genetic Correlation of Feed Efficiency With Other Traits

Although heritability can provide information about the candidates' genetic merit for traits of interest, understanding the magnitude and direction of correlations between FE traits and other economically important traits is essential to establish a successful breeding program (Brito et al., 2020). Traits with high positive genetic correlations tend to improve simultaneously, but high negative genetic correlations between traits cause the opposite direction of improvement. The average absolute values of genetic correlations of RFI and FCR with other economically important traits such as ADG, DFI, body weight, backfat thickness, muscle depth, meat quality, loin muscle area, lipid deposition, and protein deposition were calculated based on the studies published between 1995 and 2022 (Figure 2).

The FCR and RFI genetic improvement strategies are different and rely on their particular genetic correlations with other production traits. Genetic correlations between FCR and RFI traits are high and positive and range from 0.53 to 0.95 (Hoque and Suzuki, 2008; Jiao et al., 2014a). Previous studies indicated that FCR had moderate positive correlations with body weight and ADG (Herrera-Cáceres et al., 2019; Hong et al., 2021); so FCR could be changed indirectly with the selection of growth traits. In contrast, indirect selection of growth traits including body weight, ADG and in some cases, backfat thickness (BF), would not affect RFI, as the calculation of RFI is based on the regression of feed intake on growth traits (Kennedy et al., 1993). In pigs, the genetic and phenotypic correlations of RFI and ADG are relatively low and range between -0.06 and 0.28 (Hoque et al., 2007; Saintilan et al., 2011). The magnitude of genetic correlation between RFI and BF is reported to be low and close to zero in different studies (Saintilan et al., 2011; Godinho et al., 2018; Hong et al., 2021). The moderate negative correlation between RFI and body leanness in different studies (Cai et al., 2008; Hsu et al., 2015) indicated that selection based on RFI might increase lean growth. Selection

based on RFI is also associated with animal characteristics related to energy cost. Decreasing the maintenance energy requirements leads to decreased physical activity and reduced heat production of pigs, which could significantly contribute to higher energy efficiency (Gilbert et al., 2017). Therefore, low RFI pigs are desired since they spend less energy on feed consumption, interacting with others, heat production, and maintenance requirements (Gilbert et al., 2017). RFI is reported to be highly correlated with DFI, indicating that selection against RFI can decrease DFI (Von Felde et al., 1996; Gilbert et al., 2007). Although FCR was positively correlated with DFI, the magnitude was less than for RFI and ranged from 0.13 to 0.88 (Von Felde et al., 1996; Do et al., 2013a). Therefore, selection for low RFI would decrease DFI more than FCR-based selection in pigs. Nevertheless, it is important to consider differences in body weight of animals using in genetic parameter estimation, since animals with different weights might have different maintenance requirements, and thereby have an impact on the estimated parameters, genetic correlations and prediction of FE traits (Patience et al., 2015).

## 4 GENOMICS OF FEED EFFICIENCY

### 4.1 QTL and Candidate Genes Associated With Feed Efficiency

Detection of causative mutations underlying QTLs has always been challenging in domestic animals (Zhang et al., 2012). Compared to conventional QTL mapping methods, GWAS has the power to identify genetic variants with even modest effects (Hirschhorn and Daly, 2005). In pigs, the advancement of genomic technologies has enabled researchers to perform different GWAS studies to identify genomic regions and candidate genes associated with economically important traits, including meat quality and quantity, reproductive traits, and FE traits. To date, 34,342 QTLs for 708 different traits have been mapped in the pig genome (Hu G et al., 2022). Taking different FE indicators into account, 410 QTLs for FCR, 96 QTLs for RFI, 143 QTLs for DFI, and 815 QTLs for ADG presented in the

animal QTL database by December 2021 (Hu G et al., 2022). The descriptive information of GWAS studies for FE traits in pigs is shown in **Supplementary Table S2**. In various studies, a large number of regions with small effects were identified for FE traits in pigs, suggesting that feed efficiency is a polygenic trait (Onteru et al., 2013).

Feeding is one of animals' most conserved activities, and a key mechanism for survival is to regulate feed intake (Bader et al., 2007). FE traits are quantitative traits with complex genetic architecture (Do et al., 2014b). Therefore, an important field of research in livestock genetics and breeding is the discovery of candidate genes underlying these traits. To date, several studies investigated genes that potentially affect FE in pigs. Notably, one of the well-known candidate genes for growth traits or/and feed intake in pigs is the melanocortin-4 receptor (*MC4R*) located at 178 Mb on SSC1 (Kim et al., 2000; Piórkowska et al., 2010; Onteru et al., 2013). The *MC4R* is an integral part of the nervous system and plays an essential role in the regulation of feed intake, energy balance, and body weight in mammals (Adan et al., 2006). In pigs, several GWAS studies showed that the *MC4R* gene could be associated with body weight (Lee et al., 2020), backfat thickness (Wang et al., 2019), ADG (Howard et al., 2015), and ADFI (Onteru et al., 2013).

High-mobility group AT-hook 1 (*HMGAI*) gene is another promising candidate gene, as it is functionally related to several FE-related traits (Guo et al., 2015; Qiao et al., 2015; Ji et al., 2019). Guo et al. (2015) indicated that *HMGAI* was close to the top SNP in the strongest associated region detected on SSC7. They proposed the *HMGAI* gene as a candidate gene for FCR on SSC7. *HMGAI*, which encodes a chromatin-associated protein, is ubiquitous in all cells of higher eukaryotes (Cleyne and Van de Ven, 2008) and is known to have an essential biological role in cell growth and differentiation by acting as a dynamic regulator of chromatin structure (Bustin and Reeves, 1996; Melillo et al., 2001). *HMGAI* affects the expression of insulin growth factor-binding protein (*IGFBP*) and therefore, can serve as a modulator of insulin-like growth factor 1 (*IGF1*) activity and consequently regulates glucose uptake (Iiritano et al., 2012). Several studies have reported that the *IGF1* gene is involved with body size and body height in both humans and animals (Sutter et al., 2007; Okada et al., 2010). Furthermore, Kubota et al. (1999) reported that *HMGAI* could bind with peroxisome proliferator activated receptor gamma (*PPARG*), a crucial regulator of fat-cell differentiation and glucose homeostasis. In pigs, *HMGAI* might have pleiotropic effects on several traits, as *HMGAI* variants have been associated with growth (Guo et al., 2015), fatness (Qiao et al., 2015), and carcass traits (Gong et al., 2019). Ji et al. (2019) reported a suggestive QTL (near the *HMGAI* gene) located on SSC7 (34 Mb) for nine different body weight and ADG traits. The *HMGAI* gene near this region supports the pleiotropic effect of this QTL. Interestingly, Quan et al. (2018) identified another member of high mobility group AT-hook family, *HMGAI2*, in a haplotype block located on SSC5 spanning 774 Kb of chromosome-wide significant SNP (ID=H3GA0016186) for ADG. The H3GA0016186 was located 78,423 bp upstream of *HMGAI2* on SSC5. Abi Habib et al. (2018) demonstrated that *HMGAI2* directly regulated *IGF2* through increased expression of pleomorphic adenoma gene 1 (*PLAG1*); and any defects in the *HMGAI2-PLAG1-IGF2* pathway

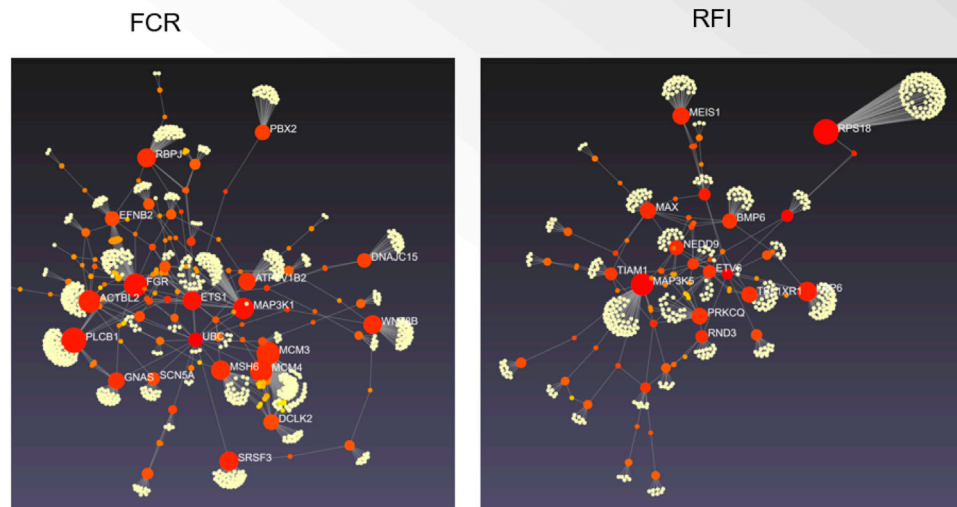
can lead to the Silver-Russell Syndrome, a syndromic form of fetal growth retardation. Further studies on porcine *HMGAI2* should be conducted in the future to thoroughly investigate the role of *HMGAI2* on FE in pigs. **Figure 3** depicts the hub genes based on the protein protein interaction networks for RFI and FCR.

## 4.2 Biological Pathways Related to Feed Efficiency

The high number of candidate genes and localization of QTLs indicate that the genes underlying FE traits in pigs are involved in numerous biological processes. As discussed before, several GWAS studies have been reported some SNPs and candidate genes that might be associated with FE in pigs (Do et al., 2014a; Fu et al., 2020; Miao et al., 2021). However, identifying biological pathways affecting FE is challenging, and GWAS studies are limited in finding the chromosomal regions or preselected genes that might be related to FE (Singer, 2009). Instead, a growing number of studies have applied omics methods to explore the mechanisms affecting FE in pigs, including transcriptomics (Vigors et al., 2019; Xu et al., 2020a), 16S rRNA gene sequencing (Quan et al., 2018; Si et al., 2020), proteomics (Wu et al., 2020), and metabolomics (Carmelo et al., 2020; Wang and Kadarmideen, 2020). By screening and analyzing the differentially expressed genes (DEGs) and related biological pathways derived from transcriptomics studies, candidate genes and pathways affecting FE can be identified (Nagalakshmi et al., 2008; Wilhelm and Landry, 2009). Metabolites are downstream of the gene regulation network in the biological processes from DNA through RNA to proteins; therefore, the metabolite displays more detailed biological terminal information. As the final products of cell metabolism, metabolites are the ultimate response of biological systems related to genetic change; hence, metabolomics is regarded as the link between genotypes and phenotypes (Fiehn, 2002). It is also acknowledged that proteomics approaches can be applied to examine the changes in protein expression of liver and muscle; hence proteome analysis is essential to fully understand the regulatory mechanism of animals (Kuhla and Metges, 2013). Moreover, the main information on the biological process is mainly explored at the protein level, so investigating FE at the protein level will provide information on the mechanism of a trait under different physiological or pathological conditions (Bassols et al., 2014; Wang et al., 2017). To date, several omics studies have been carried out in pigs and have revealed various molecular mechanisms of FE, including carbohydrate and lipid metabolism (Horodyska et al., 2019a), energy metabolism (Xu et al., 2020b), and immune responses (Vigors et al., 2019).

### 4.2.1 Metabolism-Related Pathways Involve in Feed Efficiency

Metabolic pathways play an essential role in regulating FE in pigs. Studies indicated that lipid metabolism is enriched by down-regulated genes of adipose tissues in high FE pigs (Horodyska et al., 2019b), and up-regulated genes are involved in lipid catabolism (Gondret et al., 2017). Cyclic adenosine



**FIGURE 3 |** The protein-protein interaction networks for candidate genes for feed conversion ratio (left) and residual feed intake (right) in pig. The candidate genes from the pig QTL database and additional recent papers (**Supplementary Table S2**) were used for building the interaction network using the default inputs of Network Analyst (Zhou et al., 2019).

monophosphate (cAMP) and  $\text{Ca}^{2+}$  are the two most common second messengers in eukaryotic cells (Katona et al., 2015) that are closely related to lipid metabolism (Benmansour et al., 1991; Chen et al., 2004; Goudarzi et al., 2018). Xu et al. (2020a) carried out a transcriptomics experiment to detect DEGs of Yorkshire pigs with extremely high and low FE. Their results indicated that DEGs were significantly related to the cAMP signaling pathway and  $\text{Ca}^{2+}$  binding. The high level of  $\text{Ca}^{2+}$  exerts an antilipolytic effect by activation of phosphodiesterase (PDE), leading to the inhibition of lipolysis through reducing cAMP and hormone-sensitive lipase (HSL) phosphorylation (Xue et al., 2001). Jing et al. (2015) reported several mRNAs and miRNAs differentially expressed in skeletal muscle of purebred Yorkshire boars with different RFI. The down-regulated genes such as *FABP3*, *RCAN*, *PPARGC1* (*PGC-1*), *HK2* and *PRKAG2* were mainly involved in mitochondrial energy metabolism regulatory pathways, whereas the up-regulated genes, including *IGF2*, *PDE7A*, *CEBPD*, *PIK3R1* and *MYH6* were involved in skeletal muscle differentiation and proliferation. Peroxisome proliferator-activated receptor  $\gamma$  coactivator-1 (*PGC-1*) plays a vital role in mitochondrial biogenesis as it activates cAMP response binding protein and nuclear respiratory factors (Asin-Cayuela and Gustafsson, 2007). Similarly, Fu et al. (2017) reported that mitochondrial energy metabolism in skeletal muscle tissue was significantly associated with FE in purebred Yorkshire pigs. Recently, Carmelo and Kadarmideen (2020) applied multiple types of transcriptomic analysis; and their results supported the knowledge that mitochondrial activity had a key role in FE of pigs.

#### 4.2.2 Hormone-Related Pathways Involved in Feed Efficiency

The brain plays a significant role in regulating feed intake. The brain central nervous system interacts with other organs or

tissues such as liver, pancreas and adipose tissue to control appetite and energy balance (Berthoud, 2002). Considering the molecular perspective, signaling molecules of the bilateral gut-brain axis contribute to the regulation of feed intake. In this case, nutrient availability is influenced by the efficiency of enteral absorption processes, including factors such as leptin, ghrelin, neuropeptide Y and cholecystokinin (Richards and Proszkowiec-Weglarz, 2007). Recently, Xu et al. (2020b) revealed that the most significantly enriched pathways were mainly related to hormone secretion, including insulin secretion, GnRH secretion, aldosterone synthesis and secretion, Oxytocin signaling pathway, and pancreatic secretion. Among all significant pathways, insulin secretion and oxytocin signaling pathway are the main pathways that were closely associated with FE. Insulin is a key metabolic hormone that regulates various growth processes through related central actions in the brain (Schwartz et al., 2000). Insulin receptors are expressed in the mesolimbic system of the ventral tegmental area and the arcuate nucleus of the hypothalamus, which respond to insulin to inhibit feed intake and regulate energy homeostasis (Kyriaki, 2003; Davis et al., 2010). Studies by Do et al. (2014a; 2014b) indicated that genes involved in insulin signaling and energy metabolism pathway play key roles in regulating FE-related traits such as RFI and FCR.

#### 4.2.3 Immune-Related Pathways Involved in Feed Efficiency

Maintaining a competent immune system for effective immune response is a nutritionally demanding process that involves trade-offs with other processes such as growth, reproduction and thermoregulation (Lochmiller and Deerenberg, 2000). Exposure to pathogenic challenges creates a situation in which pigs need nutrients for functions that enable defence, including innate immune response, replenishment of damaged or lost

tissue, and acquired immune response (Kyriazakis et al., 2006). Therefore, sustaining an appropriate immune response leads to fewer nutrients available for growth (Patience et al., 2015). In this context, the modification of nutrients toward immune response might have negative impacts on the FE of animals (Paradis et al., 2015). suggested that high feed efficient animals had efficient immune response against inflammation, and thus, there was more energy for growth and muscle deposition. Blood cells constitute the first line of the immune defence system; hence there is expectation for numerous genes associated with immunity in the whole blood transcriptome analysis (Liew et al., 2006). The role of nuclear factor of activated T cells (NFAT) in the regulation of the immune response was identified as a significant pathway in the transcriptome analysis of liver tissue in pigs divergent for FE (Horodyska et al., 2019a). NFAT proteins contribute to innate immune-response regulation in the first line of defence through controlling innate leukocyte response to inflammatory stimuli (Zanoni and Granucci, 2012). In the RFI context, transcriptomic studies reported variable and conflicting results for immune-related genes and pathways. Some studies presented only up-regulation of immune-related genes in more efficient pigs (Horodyska et al., 2018). However, in general, studies reported reduced expression of genes associated with immune functions in more efficient pigs (Jégou et al., 2016; Gondret et al., 2017).

#### 4.2.4 Other Pathways

Small intestine is the vital organ where much of the digestion and absorption of feed takes place. The ability of small intestine for digestion and absorption is tightly related to FE traits. Recently, Wu et al. (2020) examined differentially expressed proteins in the small intestine of high-FE against low-FE commercial pigs. Their results showed that regulation of actin cytoskeleton, focal adhesion, adherens junction, and tight junction pathways were the main biological pathways associated with small intestinal structures. Several studies have shown that microvilli, focal adhesions, and intestinal mucosa are key factors that regulate the absorption of nutrients in the small intestine of pigs (Athman et al., 2002; Dokladny et al., 2016). Bruewer et al. (2004) reported that tight junctions and adherens junctions are the main components of apical complex, regulating epithelial paracellular permeability. Tight junctions serve as a selective permeability barrier and regulate the permeability of the intestinal mucosa, which in turn control the entry of small molecules and ions into the body (Andersson, 2009; Dokladny et al., 2016).

## 5 GENETIC IMPROVEMENTS IN FEED EFFICIENCY

### 5.1 Implementation of Genomic Selection

Although FE has already been improved in the pig industry using traditional selection methods, genomic selection provides further genetic improvements since it only needs phenotypic records for the reference population (Samorè and Fontanesi, 2016). Genetic improvement depends on existing genetic variation, selection

intensity, accuracy of the breeding values, and generation interval. The most significant impact of genomic selection on the dairy cattle industry relies on reducing the generation intervals; however, for pigs the impact has been to increase the accuracy of selection for economically important traits, like FE (Samorè and Fontanesi, 2016). The accurate estimation of genomic estimated breeding values (GEBVs) depends on several factors, including the heritability of the trait, the number of included phenotypes, the extent of the linkage disequilibrium between SNP and quantitative trait loci, the size of the training population, and the relationship between the training and reference population (Daetwyler et al., 2008; Pszczola et al., 2012). **Table 1** summarizes the results of genomic selection studies that have been conducted on FE traits in pigs.

Christensen et al. (2012) reported that including genomic information improves prediction for FE traits in Danish Duroc pigs compared with the pedigree-based method. The authors indicated that the accuracy of GEBV was the highest for single-step method (commonly known as ssGBLUP), which is a developed model that can simultaneously implement both pedigree and genomic information. Several statistical methods have been developed to increase the accuracy of GEBV achieved in genomic prediction (Miar et al., 2015; VanRaden, 2020). In this context, studies tested various statistical genomic selection methods for different FE components in pigs (Ostensen et al., 2011; Do et al., 2015). Do et al. (2015) performed a genomic selection study to examine the performance of different genomic prediction methods such as GBLUP, Bayesian LASSO, Bayes A, Bayes B and Bayes C $\pi$  for FE traits in Danish Duroc pigs and reported that the accuracies ranged from 0.508 to 0.531, 0.506 to 0.532, and 0.276 to 0.357 for DFI, RFI and ADG, respectively. Their results indicated that the choice of statistical method had low impact on the accuracy of prediction for FE traits in pigs. Similarly, Ostensen et al. (2011) reported equal performances for three different statistical methods including GBLUP, Bayesian LASSO and MIXTURE. Using purebred pig data with their high relationship with genotyped animals and the traits with strong selection background are the possible reasons for the small differences between the statistical methods. Zhang et al. (2018) investigated the possible increase of genetic gain for different FE components in pigs and indicated that the genetic architecture of FE traits might be the reason for the accuracies differences.

### 5.2 Future Perspectives and Opportunities

#### 5.2.1 Phenotypic Measures and Genetic Analyses

As discussed earlier, several internal and external factors such as body composition, physical activity, maintenance requirements, digestibility, immune response, and measurement errors might affect FE in pigs (Knap and Wang, 2012). Therefore, to develop global metrics for FE traits, it is essential to consider all relevant factors. To date, several ratio and residual traits have been developed as FE measures. Although ratio traits have some advantages, such as the ease of calculation and interpretation, their main drawback is the strong correlations between ratio traits and their component traits (Berry and Crowley 2013). On the other hand, FE can be measured independently of production level using residual measurements like RFI, which are based on

**TABLE 1 |** Literature estimates of genomic estimated breeding values (GEBVs) for feed efficiency trait in pigs.

Traits	Methods	Breeds	Number of samples	Accuracy	Bias	References
<b>RFI</b>	ssGBLUP	French Large White pigs	References data set = HRFI line: 398 LRFI line: 399 Validation data set = HRFI line: 400 LRFI line: 433	HRFI line: 0.63LRFI line: 0.22	HRFI line: 0.98 LRFI line: 0.72	Aliakbari et al. (2020)
<b>RFI</b>	Bayes A		References data set = 1,047 Validation data set = 516	0.09	-	Jiao et al. (2014a)
<b>RFI</b>	GBLUP, Bayesian LASSO, Bayesian A, B and C $\pi$	Duroc	References data set = 968 Validation data set = 304	GBLUP: 0.51 Bayes A: 0.53 Bayes B: 0.51 Bayes LASSO: 0.50 Bayes C $\pi$ 1.1*: 0.52 Bayes C $\pi$ 10.1: 0.51 Bayes C $\pi$ 100.1: 0.53	GBLUP: 1.23 Bayes A: 1.08 Bayes B: 1.23 Bayes LASSO: 1.19 Bayes C $\pi$ 1.1*: 1.24 Bayes C $\pi$ 10.1: 1.23 Bayes C $\pi$ 100.1: 1.18	Do et al. (2015)
<b>FCR</b>	ssGBLUP	French Large White pigs	References data set = HRFI line: 398 LRFI line: 399 Validation data set = HRFI line: 400 LRFI line: 433	HRFI line: 0.41LRFI line: 0.28	HRFI line: 0.74LRFI line: 0.61	Aliakbari et al. (2020)
<b>FCR</b>	Bayes A		References data set = 1,047 Validation data set = 516	0.11	-	Jiao et al. (2014a)
<b>FCR</b>	GBLUP, Original single-step, Adjusted single-step	Duroc	References data set = 921 Validation data set = 553	Univariate= GBLUP: 0.21 Original single-step: 0.22 Adjusted single-step: 0.23 Bivariate= GBLUP: 0.18 Original single-step: 0.22 Adjusted single-step: 0.22	Univariate= GBLUP: 0.57 Original single-step: 0.89 Adjusted single-step: 0.92 Bivariate= GBLUP: 0.53 Original single-step: 0.98 Adjusted single-step: 0.94	Christensen et al. (2012)
<b>FCR</b>	GBLUP, Bayesian LASSO, MIXTURE	Duroc	References data set = 1,375 Validation data set = 536	EBV= GBLUP: 0.40 Bayesian Lasso: 0.40 MIXTURE: 0.38 Deregressed EBV= GBLUP: 0.44 Bayesian LASSO: 0.44 MIXTURE: 0.45		Ostensen et al. (2011)

\*Parameter with a uniform (0, 1) prior distribution.

the mathematical model considering energy requirements for body maintenance and production over a specific production time period. As the model implies in RFI, the feed intake and production correlation are assumed to be constant at all production and feed intake levels. However, the true biological efficiency depends on the degree of production and feed intake, which means that the correlation of maintenance requirement, production and feed intake varies over the growth period (Van Der Werf, 2004). In this context, it is suggested to apply a random regression model as it considers the variation within animals between different growth period stages (Veerkamp and Thompson, 1999).

Feed intake, and accordingly FE traits, are considered difficult and expensive to measure traits in all pig production farms. Over recent decades, many feeding strategies have been introduced by breeding companies to facilitate the measuring feeding process in a precise way to achieve accurate measurement of individual FE on a large scale that can increase the genetic gain and productivity. Nowadays, a vast amount of data can be extracted from the state-of-the-art technologies such as sensors for precision feeding systems, machine vision sensors, infrared thermal imaging sensors, microphones, and radio frequency identification (RFID) tags. Introducing new traits for selection of FE can significantly improve the accuracy of prediction in pigs. Martinsen et al. (2015) introduced new FE traits like fat efficiency

and lean meat efficiency. Their results indicated that these traits help breeders select animals with high genetic potential for efficient deposition of lean meat at low feed costs. Furthermore, measuring the components of FE such as net FE (digestibility, net energy, heat production, and methane energy output), activity and behaviour (feeding per day, total time spent eating per day, feed intake, and time spent eating per visit), and robustness, might help breeders select more efficient individuals in diverse breeding conditions. It was shown that there is positive phenotypic and genetic correlation between feeding behaviour and FE traits, indicating their possible role on selection of feed-efficient individuals (Von Felde et al., 1996; Lu et al., 2017). A deep understanding of the feeding behaviour can help breeders to improve feeding strategies, and thus, increase the productivity (Andretta et al., 2016).

### 5.2.2 Beyond Genomics

Although significant progress has been achieved in understanding the complexities of genetic control of FE traits, the breeders are always seeking ways to improve FE in their breeding programs to obtain greater genetic progress. One practical way to enhance genetic gain is to maintain genetic variation. Gene editing technology, which generates progeny with selected mutations, can add variation to the population (Wang et al., 2015b). Modification of genes might allow breeders to



confer the desired phenotypes to pigs to improve production traits or disease resistance. Recently, Zhu et al. (2020) successfully knocked out the myostatin gene (*MSTN*) in Chinese Bama pigs, which substantially accelerated the growth rate and muscle growth. It is acknowledged that genome editing tools can protect pigs from porcine reproductive and respiratory syndrome (PRRS), which is a viral disease affecting domestic pigs (Whitworth et al., 2016). Several studies have shown that modification of CD163 gene inhibits PRRS, and accordingly have positive impacts on growth rate in pigs (Chen et al., 2019; Guo et al., 2019). In a similar fashion, working on the modification of the pig genome, researchers can improve the FE of pigs in the future.

However, the introduction of gene-editing technology will need to meet the global concerns of using this technology in food products and determine well-designed breeding programs offered by top breeding companies. In recent years, numerous “omics” technologies such as proteomics, transcriptomics, metabolomics, epigenomics, and metagenomics have generated valuable data in the research of FE in pigs. For instances, transcriptomic studies have reported many non-coding RNAs involving in regulation of feed efficiency in pigs (Hu G et al., 2022). Over time, integrating such technologies can give us more accurate selection of animals with better FE. The integration, joint modeling, and analyses of different “omics” data through system genetics would increase the power of identifying causal genes, regulatory networks and pathways that might lead to improve economically important traits like FE. Ultimately, the information derived from the integration such as biomarkers and gene networks or causal genes and variants can be incorporated into genomic selection

programs to achieve higher accuracy and genetic gain in the pig industry.

## AUTHOR CONTRIBUTIONS

Conceptualization, YM; writing—original draft preparation, PD; writing—review and editing, DD, YM, SC, BR, and PD; supervision, YM. All authors have read and agreed to the published version of the manuscript.

## FUNDING

The authors gratefully acknowledge financial support from Natural Sciences and Engineering Research Council (NSERC) of Canada, Mitacs, Canada Mink Breeders Association, Nova Scotia Mink Breeders Association, and the Nova Scotia Department of Agriculture. This study also received funding from Mink Veterinary Consulting and Research Service Ltd. The funder was not involved in the study design, collection, analysis, interpretation of data, the writing of this article or the decision to submit it for publication.

## SUPPLEMENTARY MATERIAL

The Supplementary Material for this article can be found online at: <https://www.frontiersin.org/articles/10.3389/fgene.2022.903733/full#supplementary-material>

## REFERENCES

- Adan, R. A. H., Tiesjema, B., Hillebrand, J. J. G., La Fleur, S. E., Kas, M. J. H., and De Krom, M. (2006). The MC4 Receptor and Control of Appetite. *Br. J. Pharmacol.* 149, 815–827. doi:10.1038/sj.bjp.0706929
- Alam, M., Chang, H.-K., Lee, S.-S., and Choi, T.-J. (2021). Genetic Analysis of Major Production and Reproduction Traits of Korean Duroc, Landrace and Yorkshire Pigs. *Animals* 11, 1321. doi:10.3390/ANI11051321
- Aliakbari, A., Delpuech, E., Labrune, Y., Riquet, J., and Gilbert, H. (2020). The Impact of Training on Data from Genetically-Related Lines on the Accuracy of Genomic Predictions for Feed Efficiency Traits in Pigs. *Genet. Sel. Evol.* 52, 1–15. doi:10.1186/s12711-020-00576-0
- Andersson, L. (2009). Genome-wide Association Analysis in Domestic Animals: a Powerful Approach for Genetic Dissection of Trait Loci. *Genetica* 136, 341–349. doi:10.1007/s10709-008-9312-4
- Andersson, L., Haley, C. S., Ellegren, H., Knott, S. A., Johansson, M., Andersson, K., et al. (1994). Genetic Mapping of Quantitative Trait Loci for Growth and Fatness in Pigs. *Science* 263, 1771–1774. doi:10.1126/science.8134840
- Andretta, I., Pomar, C., Kipper, M., Hauschild, L., and Rivest, J. (2016). Feeding Behavior of Growing-Finishing Pigs Reared under Precision Feeding Strategies1. *J. Anim. Sci.* 94, 3042–3050. doi:10.2527/jas.2016-0392
- Arthur, P. F., Archer, J. A., Johnston, D. J., Herd, R. M., Richardson, E. C., and Parnell, P. F. (2001). Genetic and Phenotypic Variance and Covariance Components for Feed Intake, Feed Efficiency, and Other Postweaning Traits in Angus Cattle. *J. Anim. Sci.* 79, 2805. doi:10.2527/2001.79112805x
- Asin-Cayuela, J., and Gustafsson, C. M. (2007). Mitochondrial Transcription and its Regulation in Mammalian Cells. *Trends Biochem. Sci.* 32, 111–117. doi:10.1016/j.tibs.2007.01.003
- Athman, R., Louvard, D., and Robine, S. (2002). III. How Is Villin Involved in the Actin Cytoskeleton Dynamics in Intestinal Cells? *Am. J. Physiology-Gastrointestinal Liver Physiology* 283, G496–G502. doi:10.1152/ajpgi.00207.2002
- Bader, R., Colomb, J., Pankratz, B., Schröck, A., Stocker, R. F., and Pankratz, M. J. (2007). Genetic Dissection of Neural Circuit Anatomy Underlying Feeding Behavior in *Drosophila*: Distinct Classes of *hugin*-Expressing Neurons. *J. Comp. Neurol.* 502, 848–856. doi:10.1002/cne.21342
- Bai, C., Pan, Y., Wang, D., Cai, F., Yan, S., Zhao, Z., et al. (2017). Genome-wide Association Analysis of Residual Feed Intake in Junmu No. 1 White Pigs. *Anim. Genet.* 48, 686–690. doi:10.1111/age.12609
- Basarab, J. A., Beauchemin, K. A., Baron, V. S., Ominski, K. H., Guan, L. L., Miller, S. P., et al. (2013). Reducing GHG Emissions through Genetic Improvement for Feed Efficiency: Effects on Economically Important Traits and Enteric Methane Production. *animal* 7, 303–315. doi:10.1017/S1751731113000888
- Bassols, A., Costa, C., Eckersall, P. D., Osada, J., Sabrià, J., and Tibau, J. (2014). The Pig as an Animal Model for Human Pathologies: A Proteomics Perspective. *Prot. Clin. Appl.* 8, 715–731. doi:10.1002/prca.201300099
- Beaulieu, A. D., Williams, N. H., and Patience, J. F. (2009). Response to Dietary Digestible Energy Concentration in Growing Pigs Fed Cereal Grain-Based Diets1. *J. Anim. Sci.* 87, 965–976. doi:10.2527/JAS.2007-0834
- Benmansour, M., Demarne, Y., Lecourtier, M.-J., and Lhuillery, C. (1991). Effects of Castration, Dietary Fat and Adipose Tissue Sites on Adipocyte Plasma-Membranes Cyclic Amp Phosphodiesterase Activity in the Pig. *Int. J. Biochem.* 23, 1205–1211. doi:10.1016/0020-711X(91)90217-B
- Bergamaschi, M., Maltecca, C., Fix, J., Schwab, C., and Tiezzi, F. (2020). Genome-wide Association Study for Carcass Quality Traits and Growth in Purebred and Crossbred Pigs1. *J. Anim. Sci.* 98. doi:10.1093/jas/skz360

- Berry, D. P., and Crowley, J. J. (2013). CELL BIOLOGY SYMPOSIUM: Genetics of Feed Efficiency in Dairy and Beef Cattle1. *J. Anim. Sci.* 91, 1594–1613. doi:10.2527/jas.2012-5862
- Berry, D. P., and Crowley, J. J. (2012). Residual Intake and Body Weight Gain: A New Measure of Efficiency in Growing Cattle. *J. Anim. Sci.* 90, 109–115. doi:10.2527/jas.2011-4245
- Berthoud, H.-R. (2002). Multiple Neural Systems Controlling Food Intake and Body Weight. *Neurosci. Biobehav. Rev.* 26, 393–428. doi:10.1016/S0149-7634(02)00014-3
- Bezerra, L. R., Sarmento, J. L. R., Neto, S. G., de Paula, N. R. O., Oliveira, R. L., and do Régo, W. M. F. (2013). Residual Feed Intake: A Nutritional Tool for Genetic Improvement. *Trop. Anim. Health Prod.* 45, 1649–1661. doi:10.1007/s11250-013-0435-y
- Bouquet, A., Déru, V., Blanchet, B., Ganier, P., Flatrès-Grall, L., Ligonesche, B., et al. (2022). Digestive Efficiency Traits in Growing Pigs Are Genetically Correlated with Sow Litter Traits in the Large White Breed. *Animal* 16, 100447. doi:10.1016/J.ANIMAL.2021.100447
- Brito, L. F., Oliveira, H. R., Houlahan, K., Fonseca, P. A. S., Lam, S., Butty, A. M., et al. (2020). Genetic Mechanisms Underlying Feed Utilization and Implementation of Genomic Selection for Improved Feed Efficiency in Dairy Cattle. *Can. J. Anim. Sci.* 100 (4), 587–604. doi:10.1139/cjas-2019-0193
- Bruener, M., Hopkins, A. M., Hobert, M. E., Nusrat, A., and Madara, J. L. (2004). RhoA, Rac1, and Cdc42 Exert Distinct Effects on Epithelial Barrier via Selective Structural and Biochemical Modulation of Junctional Proteins and F-Actin. *Am. J. Physiology-Cell Physiology* 287, C327–C335. doi:10.1152/ajpcell.00087.2004
- Bunter, K. L., Cai, W., Johnston, D. J., and Dekkers, J. C. M. (2010). Selection to Reduce Residual Feed Intake in Pigs Produces a Correlated Response in Juvenile Insulin-like Growth Factor-I Concentration1. *J. Anim. Sci.* 88, 1973–1981. doi:10.2527/jas.2009-2445
- Bustin, M., and Reeves, R. (1996). High-mobility-group Chromosomal Proteins: Architectural Components that Facilitate Chromatin Function. *Prog. Nucleic Acid. Res. Mol. Biol.* 54, 35–100b. doi:10.1016/s0079-6603(08)60360-8
- Cabling, M. M., Kang, H. S., Lopez, B. M., Jang, M., Kim, H. S., Nam, K. C., et al. (2015). Estimation of Genetic Associations between Production and Meat Quality Traits in Duroc Pigs. *Asian Australas. J. Anim. Sci.* 28, 1061–1065. doi:10.5713/ajas.14.0783
- Cai, W., Casey, D. S., and Dekkers, J. C. M. (2008). Selection Response and Genetic Parameters for Residual Feed Intake in Yorkshire Swine1. *J. Anim. Sci.* 86, 287–298. doi:10.2527/jas.2007-0396
- Cantalapiedra-Hijar, G., Abo-Ismael, M., Carstens, G. E., Guan, L. L., Hegarty, R., Kenny, D. A., et al. (2018). Review: Biological Determinants of Between-Animal Variation in Feed Efficiency of Growing Beef Cattle. *Animal* 12, S321–S335. doi:10.1017/S1751731118001489
- Carmelo, V. A. O., Banerjee, P., da Silva Diniz, W. J., and Kadarmideen, H. N. (2020). Metabolomic Networks and Pathways Associated with Feed Efficiency and Related-Traits in Duroc and Landrace Pigs. *Sci. Rep.* 10, 1–14. doi:10.1038/s41598-019-57182-4
- Carmelo, V. A. O., and Kadarmideen, H. N. (2020). Genome Regulation and Gene Interaction Networks Inferred from Muscle Transcriptome Underlying Feed Efficiency in Pigs. *Front. Genet.* 11. doi:10.3389/fgene.2020.00650
- Chang, H.-L., Lai, Y.-Y., Wu, M.-C., and Sasaki, O. (2017). Genetic Correlations between Male Reproductive Traits and Growth Traits in Growth Performance Tested Duroc, Landrace and Yorkshire Breed Boars. *Anim. Sci. J.* 88, 1258–1268. doi:10.1111/asj.12776
- Chen, J., Wang, H., Bai, J., Liu, W., Liu, X., Yu, D., et al. (2019). Generation of Pigs Resistant to Highly Pathogenic-Porcine Reproductive and Respiratory Syndrome Virus through Gene Editing of CD163. *Int. J. Biol. Sci.* 15, 481–492. doi:10.7150/ijbs.25862
- Chen, X. D., Lei, T., Xia, T., Gan, L., and Yang, Z. Q. (2004). Increased Expression of Resistin and Tumour Necrosis Factor-Alpha in Pig Adipose Tissue as Well as Effect of Feeding Treatment on Resistin and cAMP Pathway. *Diabetes Obes. Metab.* 6, 271–279. doi:10.1111/j.1462-8902.2004.0346.x
- Christensen, O. F., Madsen, P., Nielsen, B., Ostensen, T., and Su, G. (2012). Single-step Methods for Genomic Evaluation in Pigs. *Animal* 6, 1565–1571. doi:10.1017/S1751731112000742
- Cleynen, I., and Van de Ven, W. (2008). The HMGA Proteins: A Myriad of Functions (Review). *Int. J. Oncol.* 32, 289–305. doi:10.3892/ijo.32.2.289
- Connor, E. E., Hutchison, J. L., Olson, K. M., and Norman, H. D. (2012). TRIENNIAL LACTATION SYMPOSIUM: Opportunities for Improving Milk Production Efficiency in Dairy Cattle1,2. *J. Anim. Sci.* 90, 1687–1694. doi:10.2527/JAS.2011-4528
- Crowley, J. J., McGee, M., Kenny, D. A., Crews, D. H., Evans, R. D., and Berry, D. P. (2010). Phenotypic and Genetic Parameters for Different Measures of Feed Efficiency in Different Breeds of Irish Performance-Tested Beef Bulls. *J. Anim. Sci.* 88, 885–894. doi:10.2527/jas.2009-1852
- Daetwyler, H. D., Villanueva, B., and Woolliams, J. A. (2008). Accuracy of Predicting the Genetic Risk of Disease Using a Genome-wide Approach. *PLoS One* 3, e3395. doi:10.1371/journal.pone.0003395
- Davis, J. F., Choi, D. L., and Benoit, S. C. (2010). Insulin, Leptin and Reward. *Trends Endocrinol. Metabolism* 21, 68–74. doi:10.1016/j.tem.2009.08.004
- Déru, V., Bouquet, A., Hassenfratz, C., Blanchet, B., Carillier-Jacquin, C., and Gilbert, H. (2020). Impact of a High-Fibre Diet on Genetic Parameters of Production Traits in Growing Pigs. *animal* 14, 2236–2245. doi:10.1017/S1751731120001275
- Desire, S., Turner, S. P., D'Eath, R. B., Doeschl-Wilson, A. B., Lewis, C. R. G., and Roehle, R. (2015). Genetic Associations of Short- and Long-Term Aggressiveness Identified by Skin Lesion with Growth, Feed Efficiency, and Carcass Characteristics in Growing Pigs1. *J. Anim. Sci.* 93, 3303–3312. doi:10.2527/jas.2014-8823
- Ding, R., Quan, J., Yang, M., Wang, X., Zheng, E., Yang, H., et al. (2017). Genome-wide Association Analysis Reveals Genetic Loci and Candidate Genes for Feeding Behavior and Eating Efficiency in Duroc Boars. *PLoS One* 12, e0183244–15. doi:10.1371/journal.pone.0183244
- Ding, R., Yang, M., Wang, X., Quan, J., Zhuang, Z., Zhou, S., et al. (2018). Genetic Architecture of Feeding Behavior and Feed Efficiency in a Duroc Pig Population. *Front. Genet.* 9, 1–11. doi:10.3389/fgene.2018.00220
- Dini, Y., Cajarville, C., Gere, J. I., Fernandez, S., Fraga, M., Pravia, M. I., et al. (2019). Association between Residual Feed Intake and Enteric Methane Emissions in Hereford Steers. *Transl. Anim. Sci.* 3, 239–246. doi:10.1093/TAS/TXY111
- Do, D. N., Janss, L. L. G., Jensen, J., and Kadarmideen, H. N. (2015). SNP Annotation-Based Whole Genomic Prediction and Selection: An Application to Feed Efficiency and its Component Traits in Pigs1. *J. Anim. Sci.* 93, 2056–2063. doi:10.2527/jas.2014-8640
- Do, D. N., Ostensen, T., Strathe, A. B., Mark, T., Jensen, J., and Kadarmideen, H. N. (2014a). Genome-wide Association and Systems Genetic Analyses of Residual Feed Intake, Daily Feed Consumption, Backfat and Weight Gain in Pigs. *BMC Genet.* 15, 1–15. doi:10.1186/1471-2156-15-27
- Do, D. N., Strathe, A. B., Jensen, J., Mark, T., and Kadarmideen, H. N. (2013a). Genetic Parameters for Different Measures of Feed Efficiency and Related Traits in Boars of Three Pig Breeds1. *J. Anim. Sci.* 91, 4069–4079. doi:10.2527/jas.2012-6197
- Do, D. N., Strathe, A. B., Ostensen, T., Jensen, J., Mark, T., and Kadarmideen, H. N. (2013b). Genome-wide Association Study Reveals Genetic Architecture of Eating Behavior in Pigs and its Implications for Humans Obesity by Comparative Mapping. *PLoS One* 8, e71509. doi:10.1371/journal.pone.0071509
- Do, D. N., Strathe, A. B., Ostensen, T., Pant, S. D., and Kadarmideen, H. N. (2014b). Genome-wide Association and Pathway Analysis of Feed Efficiency in Pigs Reveal Candidate Genes and Pathways for Residual Feed Intake. *Front. Genet.* 5, 1–10. doi:10.3389/fgene.2014.00307
- Dokladny, K., Zuhl, M. N., and Moseley, P. L. (2016). Intestinal Epithelial Barrier Function and Tight Junction Proteins with Heat and Exercise. *J. Appl. Physiology* 120, 692–701. doi:10.1152/japplphysiol.00536.2015
- Fiehn, O. (2002). Metabolomics - the Link between Genotypes and Phenotypes. *Funct. Genomics*, 155–171. doi:10.1007/978-94-010-0448-0\_11
- Fitzsimons, C., Kenny, D. A., Deighton, M. H., Fahey, A. G., and McGee, M. (2013). Methane Emissions, Body Composition, and Rumen Fermentation Traits of Beef Heifers Differing in Residual Feed Intake1. *J. Anim. Sci.* 91, 5789–5800. doi:10.2527/JAS.2013-6956
- Fontanesi, L., Schiavo, G., Galimberti, G., Calò, D. G., and Russo, V. (2014). A Genomewide Association Study for Average Daily Gain in Italian Large White Pigs1. *J. Anim. Sci.* 92, 1385–1394. doi:10.2527/jas.2013-7059
- Fu, L., Jiang, Y., Wang, C., Mei, M., Zhou, Z., Jiang, Y., et al. (2020). A Genome-wide Association Study on Feed Efficiency Related Traits in Landrace Pigs. *Front. Genet.* 11, 1–13. doi:10.3389/fgene.2020.00692

- Fu, L., Xu, Y., Hou, Y., Qi, X., Zhou, L., Liu, H., et al. (2017). Proteomic Analysis Indicates that Mitochondrial Energy Metabolism in Skeletal Muscle Tissue Is Negatively Correlated with Feed Efficiency in Pigs. *Sci. Rep.* 7. doi:10.1038/srep45291
- Gaines, A. M., Peterson, B. A., and Mendoza, O. F. (2012). Herd Management Factors that Influence Whole Herd Feed Efficiency. *Feed Effic. Swine*, 15–39. doi:10.3920/978-90-8686-756-1\_1
- Garrick, D. J. (2017). The Role of Genomics in Pig Improvement. *Anim. Prod. Sci.* 57, 2360–2365. doi:10.1071/AN17277
- Georges, M., Nielsen, D., Mackinnon, M., Mishra, A., Okimoto, R., Pasquino, A. T., et al. (1995). Mapping Quantitative Trait Loci Controlling Milk Production in Dairy Cattle by Exploiting Progeny Testing. *Genetics* 139, 907–920. doi:10.1093/genetics/139.2.907
- Gerber, P. J., Steinfeld, H., Henderson, B., Mottet, A., Opio, C., Dijkman, J., et al. (2013). *Tackling Climate Change through Livestock: A Global Assessment of Emissions and Mitigation Opportunities*. Rome, Italy: Food and Agriculture Organization of the United Nations FAO.
- Gilbert, H., Bidanel, J.-P., Gruand, J., Caritez, J.-C., Billon, Y., Guillouet, P., et al. (2007). Genetic Parameters for Residual Feed Intake in Growing Pigs, with Emphasis on Genetic Relationships with Carcass and Meat Quality Traits. *J. Anim. Sci.* 85, 3182–3188. doi:10.2527/jas.2006-590
- Gilbert, H., Billon, Y., Brossard, L., Faure, J., Gatellier, P., Gondret, F., et al. (2017). Review: Divergent Selection for Residual Feed Intake in the Growing Pig. *Animal* 11, 1427–1439. doi:10.1017/S175173111600286X
- Gjerlaug-Enger, E., Kongsro, J., Ødegård, J., Aass, L., and Vangen, O. (2012). Genetic Parameters between Slaughter Pig Efficiency and Growth Rate of Different Body Tissues Estimated by Computed Tomography in Live Boars of Landrace and Duroc. *Animal* 6, 9–18. doi:10.1017/S1751731111001455
- Godinho, R. M., Bergsma, R., Silva, F. F., Sevillano, C. A., Knol, E. F., Lopes, M. S., et al. (2018). Genetic Correlations between Feed Efficiency Traits, and Growth Performance and Carcass Traits in Purebred and Crossbred Pigs. *J. Anim. Sci.* 96, 817–829. doi:10.1093/jas/skx011
- Gondret, F., Vincent, A., Houée-Bigot, M., Siegel, A., Lagarrigue, S., Causeur, D., et al. (2017). A Transcriptome Multi-Tissue Analysis Identifies Biological Pathways and Genes Associated with Variations in Feed Efficiency of Growing Pigs. *BMC Genomics* 18, 1–17. doi:10.1186/s12864-017-3639-0
- Gong, H., Xiao, S., Li, W., Huang, T., Huang, X., Yan, G., et al. (2019). Unravelling the Genetic Loci for Growth and Carcass Traits in Chinese Bamaxiang Pigs Based on a 1.4 Million SNP Array. *J. Anim. Breed. Genet.* 136, 3–14. doi:10.1111/jbg.12365
- Goudarzi, F., Mohammadipour, A., Khodadadi, I., Karimi, S., Mostoli, R., Bahabadi, M., et al. (2018). The Role of Calcium in Differentiation of Human Adipose-Derived Stem Cells to Adipocytes. *Mol. Biotechnol.* 60, 279–289. doi:10.1007/s12033-018-0071-x
- Gourdine, J.-L., Mandonnet, N., Giorgi, M., and Renaudeau, D. (2017). Genetic Parameters for Thermoregulation and Production Traits in Lactating Sows Reared in Tropical Climate. *Animal* 11, 365–374. doi:10.1017/S175173111600135X
- Gunsett, F. C. (1984). Linear Index Selection to Improve Traits Defined as Ratios. *J. Anim. Sci.* 59, 1185–1193. doi:10.2527/jas1984.5951185x
- Guo, C., Wang, M., Zhu, Z., He, S., Liu, H., Liu, X., et al. (2019). Highly Efficient Generation of Pigs Harboring a Partial Deletion of the CD163 SRCR5 Domain, Which Are Fully Resistant to Porcine Reproductive and Respiratory Syndrome Virus 2 Infection. *Front. Immunol.* 10. doi:10.3389/fimmu.2019.01846
- Guo, Y. M., Zhang, Z. Y., Ma, J. W., Ai, H. S., Ren, J., and Huang, L. S. (2015). A Genomewide Association Study of Feed Efficiency and Feeding Behaviors at Two Fattening Stages in a White Duroc × Erhualian F2 Population. *J. Anim. Sci.* 93, 1481–1489. doi:10.2527/jas.2014-8655
- Habier, D., Götz, K.-U., and Dempfle, L. (2009). Genetic Parameters for Performance and Meat Quality Traits of Crossbred Pigs Housed in Two Test Environments. *Livest. Sci.* 121, 275–280. doi:10.1016/j.livsci.2008.06.026
- Hermesch, S., Luxford, B. G., and Graser, H.-U. (2000). Genetic Parameters for Lean Meat Yield, Meat Quality, Reproduction and Feed Efficiency Traits for Australian Pigs. *Livest. Prod. Sci.* 65, 239–248. doi:10.1016/S0301-6226(00)00150-0
- Herrera-Cáceres, W., Ragab, M., and Sánchez, J. P. (2020). Indirect Genetic Effects on the Relationships between Production and Feeding Behaviour Traits in Growing Duroc Pigs. *Animal* 14, 233–242. doi:10.1017/S1751731119002179
- Hirschhorn, J. N., and Daly, M. J. (2005). Genome-wide Association Studies for Common Diseases and Complex Traits. *Nat. Rev. Genet.* 6, 95–108. doi:10.1038/nrg1521
- Homma, C., Hirose, K., Ito, T., Kamikawa, M., Toma, S., Nikaido, S., et al. (2021). Estimation of Genetic Parameter for Feed Efficiency and Resilience Traits in Three Pig Breeds. *Animal* 15, 100384. doi:10.1016/J.ANIMAL.2021.100384
- Hong, J. K., Cho, K. H., Kim, Y. S., Chung, H. J., Baek, S. Y., Cho, E. S., et al. (2021). Genetic Relationship between Purebred and Synthetic Pigs for Growth Performance Using Single Step Method. *Anim. Biosci.* 34, 967–974. doi:10.5713/AJAS.20.0261
- Hoque, M. A., Kadowaki, H., Shibata, T., Oikawa, T., and Suzuki, K. (2009). Genetic Parameters for Measures of Residual Feed Intake and Growth Traits in Seven Generations of Duroc Pigs. *Livest. Sci.* 121, 45–49. doi:10.1016/j.livsci.2008.05.016
- Hoque, M. A., Kadowaki, H., Shibata, T., Oikawa, T., and Suzuki, K. (2007). Genetic Parameters for Measures of the Efficiency of Gain of Boars and the Genetic Relationships with its Component Traits in Duroc Pigs. *J. Anim. Sci.* 85, 1873–1879. doi:10.2527/jas.2006-730
- Hoque, M. A., and Suzuki, K. (2008). Genetic Parameters for Production Traits and Measures of Residual Feed Intake in Duroc and Landrace Pigs. *Anim. Sci. J.* 79, 543–549. doi:10.1111/j.1740-0929.2008.00562.x
- Hoque, M. A., and Suzuki, K. (2009). Genetics of Residual Feed Intake in Cattle and Pigs: A Review. *Asian Australas. J. Anim. Sci.* 22, 747–755. doi:10.5713/ajas.2009.80467
- Horodyska, J., Hamill, R. M., Reyer, H., Trakooljul, N., Lawlor, P. G., McCormack, U. M., et al. (2019a). RNA-seq of Liver from Pigs Divergent in Feed Efficiency Highlights Shifts in Macronutrient Metabolism, Hepatic Growth and Immune Response. *Front. Genet.* 10, 117. doi:10.3389/fgene.2019.00117
- Horodyska, J., Hamill, R. M., Varley, P. F., Reyer, H., and Wimmers, K. (2017). Genome-wide Association Analysis and Functional Annotation of Positional Candidate Genes for Feed Conversion Efficiency and Growth Rate in Pigs. *PLoS One* 12, e0173482–15. doi:10.1371/journal.pone.0173482
- Horodyska, J., Reyer, H., Wimmers, K., Trakooljul, N., Lawlor, P. G., and Hamill, R. M. (2019b). Transcriptome Analysis of Adipose Tissue from Pigs Divergent in Feed Efficiency Reveals Alteration in Gene Networks Related to Adipose Growth, Lipid Metabolism, Extracellular Matrix, and Immune Response. *Mol. Genet. Genomics* 294, 395–408. doi:10.1007/s00438-018-1515-5
- Horodyska, J., Wimmers, K., Reyer, H., Trakooljul, N., Mullen, A. M., Lawlor, P. G., et al. (2018). RNA-seq of Muscle from Pigs Divergent in Feed Efficiency and Product Quality Identifies Differences in Immune Response, Growth, and Macronutrient and Connective Tissue Metabolism. *BMC Genomics* 19, 1–18. doi:10.1186/s12864-018-5175-y
- Howard, J. T., Jiao, S., Tiezzi, F., Huang, Y., Gray, K. A., and Maltecca, C. (2015). Genome-wide Association Study on Legendre Random Regression Coefficients for the Growth and Feed Intake Trajectory on Duroc Boars. *BMC Genet.* 16, 1–11. doi:10.1186/s12863-015-0218-8
- Hsu, W., Young, J., Mauch, E. D., Dekkers, J. C. M., and Leaflet, A. S. R. (2015). *Analysis of Ten Generations of Selection for Residual Feed Intake in Yorkshire Pigs 661, 1–3*. Ames: Iowa State University Animal Industry Report, 12.
- Hu, G., Do, D. N., Davoudi, P., and Miar, Y. (2022). Emerging Roles of Non-coding RNAs in the Feed Efficiency of Livestock Species. *Genes* 13, 297. doi:10.3390/genes13020297
- Hu, Z.-L., Park, C. A., and Reecy, J. M. (2022). Bringing the Animal QTLdb and CorrDB into the Future: Meeting New Challenges and Providing Updated Services. *Nucleic Acids Res.* 50, D956–D961. doi:10.1093/NAR/GKAB1116
- Hume, D. A., Whitelaw, C. B. A., and Archibald, A. L. (2011). The Future of Animal Production: Improving Productivity and Sustainability. *J. Agric. Sci.* 149, 9–16. doi:10.1017/S0021859610001188
- Iritano, S., Chiefari, E., Ventura, V., Arcidiacono, B., Possidente, K., Nocera, A., et al. (2012). The HMGAI-IGF-I/IGFBP System: A Novel Pathway for Modulating Glucose Uptake. *Mol. Endocrinol.* 26, 1578–1589. doi:10.1210/me.2011-1379
- Jégou, M., Gondret, F., Vincent, A., Tréfeu, C., Gilbert, H., and Louveau, I. (2016). Whole Blood Transcriptomics Is Relevant to Identify Molecular Changes in Response to Genetic Selection for Feed Efficiency and Nutritional Status in the Pig. *PLoS One* 11, e0146550. doi:10.1371/journal.pone.0146550

- Ji, J., Yan, G., Chen, D., Xiao, S., Gao, J., and Zhang, Z. (2019). An Association Study Using Imputed Whole-genome Sequence Data Identifies Novel Significant Loci for Growth-related Traits in a Duroc × Erhualian F 2 Population. *J. Anim. Breed. Genet.* 136, 217–228. doi:10.1111/jbg.12389
- JianPing, Q., RongRong, D., XingWang, W., Ming, Y., Yang, Y., EnQin, Z., et al. (2018). Genome-wide Association Study Reveals Genetic Loci and Candidate Genes for Average Daily Gain in Duroc Pigs. *Asian-Australasian J. Anim. Sci.* 31, 480–488.
- Jiao, S., Maltecca, C., Gray, K. A., and Cassady, J. P. (2014a). Feed Intake, Average Daily Gain, Feed Efficiency, and Real-Time Ultrasound Traits in Duroc Pigs: I. Genetic Parameter Estimation and Accuracy of Genomic Prediction. *J. Anim. Sci.* 92, 2377–2386. doi:10.2527/jas.2013-7338
- Jiao, S., Maltecca, C., Gray, K. A., and Cassady, J. P. (2014b). Feed Intake, Average Daily Gain, Feed Efficiency, and Real-Time Ultrasound Traits in Duroc Pigs: II. Genomewide Association. *J. Anim. Sci.* 92, 2846–2860. doi:10.2527/jas.2014-7337
- Jing, L., Hou, Y., Wu, H., Miao, Y., Li, X., Cao, J., et al. (2015). Transcriptome Analysis of mRNA and miRNA in Skeletal Muscle Indicates an Important Network for Differential Residual Feed Intake in Pigs. *Sci. Rep.* 5, 1–14. doi:10.1038/srep11953
- Johnson, R. W. (2012). Fueling the Immune Response: What's the Cost? *Feed Effic. Swine*, 211–223. doi:10.3920/978-90-8686-756-1\_10
- Johnson, Z. B., Chewning, J. J., and Nugent, R. A. (1999). Genetic Parameters for Production Traits and Measures of Residual Feed Intake in Large White Swine. *J. Anim. Sci.* 77, 1679–1685. doi:10.2527/1999.7771679x
- Katona, D., Rajki, A., Di Benedetto, G., Pozzan, T., and Spät, A. (2015). Calcium-dependent Mitochondrial cAMP Production Enhances Aldosterone Secretion. *Mol. Cell. Endocrinol.* 412, 196–204. doi:10.1016/j.mce.2015.05.002
- Kennedy, B. W., van der Werf, J. H., and Meuwissen, T. H. (1993). Genetic and Statistical Properties of Residual Feed Intake. *J. Anim. Sci.* 71, 3239–3250. doi:10.2527/1993.71123239x
- Kil, D. Y., Kim, B. G., and Stein, H. H. (2013). Feed Energy Evaluation for Growing Pigs<lt;xref Rid="fn1-Ajas-26-9-1205-1" Ref-Type="fn"></xref>. *Asian Australas. J. Anim. Sci.* 26 (9), 1205–1217. doi:10.5713/ajas.2013.r.02
- Kim, K. S., Larsen, N., Short, T., Plastow, G., and Rothschild, M. F. (2000). A Missense Variant of the Porcine Melanocortin-4 Receptor (MC4R) Gene Is Associated with Fatness, Growth, and Feed Intake Traits. *Mamm. Genome* 11, 131–135. doi:10.1007/s003350010025
- Kleiber, M. (1947). Body Size and Metabolic Rate. *Physiol. Rev.* 27, 511–541. doi:10.1152/physrev.1947.27.4.511
- Knap, P. W., and Wang, L. (2012). Pig Breeding for Improved Feed Efficiency. *Feed Effic. Swine*, 167–181. doi:10.3920/978-90-8686-756-1\_8
- Koch, R. M., Swiger, L. A., Chambers, D., and Gregory, K. E. (1963). Efficiency of Feed Use in Beef Cattle. *J. Anim. Sci.* 22, 486–494. doi:10.2527/jas1963.222486x
- Köster, E., Westhuizen, J. V. D., and Erasmus, G. (2016). Heritability Estimates for Different Kleiber Ratios Obtained from Growth Performance Data in a Hereford Herd. *S. Afr. J. Anim. Sci.* 24, 71–72. doi:10.4314/sajas.v24i2
- Kronenberg, F. (2008). Genome-wide Association Studies in Aging-Related Processes Such as Diabetes Mellitus, Atherosclerosis and Cancer. *Exp. Gerontol.* 43, 39–43. doi:10.1016/j.exger.2007.09.005
- Kubota, N., Terauchi, Y., Miki, H., Tamemoto, H., Yamauchi, T., Komeda, K., et al. (1999). PPAR $\gamma$  Mediates High-Fat Diet-Induced Adipocyte Hypertrophy and Insulin Resistance. *Mol. Cell* 4, 597–609. doi:10.1016/S1097-2765(00)80210-5
- Kuhla, B., and Metges, C. C. (2013). *Energy and Protein Metabolism and Nutrition in Sustainable Animal Production*. Wageningen Academic Publishers, 213–221. doi:10.3920/978-90-8686-781-3\_68
- Kyriaki, G. (2003). Brain Insulin: Regulation, Mechanisms of Action and Functions. *Cell. Mol. Neurobiol.* 23, 1–25. doi:10.1023/A:1022598900246
- Kyriazakis, I., Sandberg, F., Fisher, C., Gous, R., and Morris, T. (2006). *Mechanistic Modeling in Pig and Poultry Production*. Wallingford: CAB International, 117–142.
- Labroue, F., Guéblez, R., and Sellier, P. (1997). Genetic Parameters of Feeding Behaviour and Performance Traits in Group-Housed Large White and French Landrace Growing Pigs. *Genet. Sel. Evol.* 29, 451–468. doi:10.1051/gse:1997040310.1186/1297-9686-29-4-451
- Lee, J., Kang, J., and Kim, J. (2019). Bayes Factor-Based Regulatory Gene Network Analysis of Genome-wide Association Study of Economic Traits in a Purebred Swine Population. *Genes* 10, 293. doi:10.3390/genes10040293
- Lee, J., Kim, Y., Cho, E., Cho, K., Sa, S., Kim, Y., et al. (2020). Genomic Analysis Using Bayesian Methods under Different Genotyping Platforms in Korean Duroc Pigs. *Animals* 10, 752. doi:10.3390/ani10050752
- Liew, C.-C., Ma, J., Tang, H.-C., Zheng, R., and Dempsey, A. A. (2006). The Peripheral Blood Transcriptome Dynamically Reflects System Wide Biology: A Potential Diagnostic Tool. *J. Laboratory Clin. Med.* 147, 126–132. doi:10.1016/j.lab.2005.10.005
- Llata, M. D. L., Dritz, S. S., Tokach, M. D., Goodband, R. D., Nelssen, J. L., and Loughin, T. M. (2001). Effects of Dietary Fat on Growth Performance and Carcass Characteristics of Growing-Finishing Pigs Reared in a Commercial Environment. *J. Anim. Sci.* 79, 2643–2650. doi:10.2527/2001.79102643X
- Lochmiller, R. L., and Deerenberg, C. (2000). Trade-offs in Evolutionary Immunology: Just what Is the Cost of Immunity? *Oikos* 88, 87–98. doi:10.1034/j.1600-0706.2000.880110.x
- Lu, D., Jiao, S., Tiezzi, F., Knauer, M., Huang, Y., Gray, K. A., et al. (2017). The Relationship between Different Measures of Feed Efficiency and Feeding Behavior Traits in Duroc Pigs. *J. Anim. Sci.* 95, 3370. doi:10.2527/jas2017.1509
- Lu, Y., Vandehaar, M. J., Spurlock, D. M., Weigel, K. A., Armentano, L. E., Staples, C. R., et al. (2015). An Alternative Approach to Modeling Genetic Merit of Feed Efficiency in Dairy Cattle. *J. Dairy Sci.* 98, 6535–6551. doi:10.3168/jds.2015-9414
- Martinsen, K. H., Ødegård, J., Olsen, D., and Meuwissen, T. H. E. (2015). Genetic Variation in Efficiency to Deposit Fat and Lean Meat in Norwegian Landrace and Duroc Pigs1. *J. Anim. Sci.* 93, 3794–3800. doi:10.2527/jas.2015-9174
- Melillo, R. M., Pierantoni, G. M., Scala, S., Battista, S., Fedele, M., Stella, A., et al. (2001). Critical Role of the HMG(Y) Proteins in Adipocytic Cell Growth and Differentiation. *Mol. Cell. Biol.* 21, 2485–2495. doi:10.1128/mcb.21.7.2485-2495.2001
- Meng, Q., Wang, K., Liu, X., Zhou, H., Xu, L., Wang, Z., et al. (2017). Identification of Growth Trait Related Genes in a Yorkshire Purebred Pig Population by Genome Wide Association Studies. *Asian-Australas J. Anim. Sci.* 30, 462–469. doi:10.5713/ajas.16.0548
- Meuwissen, T., Hayes, B., and Goddard, M. (2013). Accelerating Improvement of Livestock with Genomic Selection. *Annu. Rev. Anim. Biosci.* 1, 221–237. doi:10.1146/annurev-animal-031412-103705
- Miao, Y., Mei, Q., Fu, C., Liao, M., Liu, Y., Xu, X., et al. (2021). Genome-wide Association and Transcriptome Studies Identify Candidate Genes and Pathways for Feed Conversion Ratio in Pigs. *BMC Genomics* 22, 1–11. doi:10.1186/S12864-021-07570-W/FIGURES/5
- Miar, Y., Plastow, G., Bruce, H., Moore, S., Manafazar, G., Kemp, R., et al. (2014). Genetic and Phenotypic Correlations between Performance Traits with Meat Quality and Carcass Characteristics in Commercial Crossbred Pigs. *PLoS One* 9, e110105. doi:10.1371/JOURNAL.PONE.0110105
- Miar, Y., Plastow, G., and Wang, Z. (2015). Genomic Selection, a New Era for Pork Quality Improvement. *Springer Sci. Rev.* 3, 27–37. doi:10.1007/s40362-015-0029-3
- Nagalakshmi, U., Wang, Z., Waern, K., Shou, C., Raha, D., Gerstein, M., et al. (2008). The Transcriptional Landscape of the Yeast Genome Defined by RNA Sequencing. *Science* 320, 1344–1349. doi:10.1126/science.1158441
- Nascimento, M., Nascimento, A. C. C., Dekkers, J. C. M., and Serão, N. V. L. (2019). Using Quantile Regression Methodology to Evaluate Changes in the Shape of Growth Curves in Pigs Selected for Increased Feed Efficiency Based on Residual Feed Intake. *Animal* 13, 1009–1019. doi:10.1017/S1751731118002616
- Nguyen, N. H., McPhee, C. P., and Wade, C. M. (2005). Responses in Residual Feed Intake in Lines of Large White Pigs Selected for Growth Rate on Restricted Feeding (Measured on Ad Libitum Individual Feeding). *J. Anim. Breed. Genet.* 122, 264–270. doi:10.1111/j.1439-0388.2005.00531.x
- Nkrumah, J. D., Basarab, J. A., Price, M. A., Okine, E. K., Ammoura, A., Guercio, S., et al. (2004). Different Measures of Energetic Efficiency and Their Phenotypic Relationships with Growth, Feed Intake, and Ultrasound and Carcass Merit in Hybrid Cattle1. *J. Anim. Sci.* 82, 2451–2459. doi:10.2527/2004.8282451x
- Okada, Y., Kamatani, Y., Takahashi, A., Matsuda, K., Hosono, N., Ohmiya, H., et al. (2010). A Genome-wide Association Study in 19 633 Japanese Subjects Identified LHX3-QSOX2 and IGF1 as Adult Height Loci. *Hum. Mol. Genet.* 19, 2303–2312. doi:10.1093/hmg/ddq091
- Onteru, S. K., Gorbach, D. M., Young, J. M., Garrick, D. J., Dekkers, J. C. M., and Rothschild, M. F. (2013). Whole Genome Association Studies of Residual Feed Intake and Related Traits in the Pig. *PLoS One* 8, e61756. doi:10.1371/journal.pone.0061756

- Oresanya, T. F., Beaulieu, A. D., and Patience, J. F. (2008). Investigations of Energy Metabolism in Weanling Barrows: The Interaction of Dietary Energy Concentration and Daily Feed (Energy) Intake. *J. Anim. Sci.* 86 (2), 348–363. doi:10.2527/jas.2007-0009
- Ostersen, T., Christensen, O. F., Henryon, M., Nielsen, B., Su, G., and Madsen, P. (2011). Deregressed EBV as the Response Variable Yield More Reliable Genomic Predictions Than Traditional EBV in Pure-Bred Pigs. *Genet. Sel. Evol.* 43, 38. doi:10.1186/1297-9686-43-38
- Paradis, F., Yue, S., Grant, J. R., Stothard, P., Basarab, J. A., and Fitzsimmons, C. (2015). Transcriptomic Analysis by RNA Sequencing Reveals that Hepatic Interferon-Induced Genes May Be Associated with Feed Efficiency in Beef Heifers. *J. Anim. Sci.* 93, 3331–3341. doi:10.2527/jas.2015-8975
- Patience, J. F., Rossoni-Serão, M. C., and Gutiérrez, N. A. (2015). A Review of Feed Efficiency in Swine: Biology and Application. *J. Anim. Sci. Biotechnol.* 6, 33. doi:10.1186/s40104-015-0031-2
- Patience, J. F. (2012). The Influence of Dietary Energy on Feed Efficiency in Grow-Finish Swine. *Feed Effic. Swine*, 101–129. doi:10.3920/978-90-8686-756-1\_5
- Piórkowska, K., Tyra, M., Rogoz, M., Ropka-Molik, K., Oczkiewicz, M., and Różycki, M. (2010). Association of the Melanocortin-4 Receptor (MC4R) with Feed Intake, Growth, Fatness and Carcass Composition in Pigs Raised in Poland. *Meat Sci.* 85, 297–301. doi:10.1016/j.meatsci.2010.01.017
- Pszczola, M., Strabel, T., van Arendonk, J. A. M., and Calus, M. P. L. (2012). The Impact of Genotyping Different Groups of Animals on Accuracy when Moving from Traditional to Genomic Selection. *J. Dairy Sci.* 95, 5412–5421. doi:10.3168/jds.2012-5550
- Qiao, R., Gao, J., Zhang, Z., Li, L., Xie, X., Fan, Y., et al. (2015). Genome-wide Association Analyses Reveal Significant Loci and Strong Candidate Genes for Growth and Fatness Traits in Two Pig Populations. *Genet. Sel. Evol.* 47, 1–13. doi:10.1186/s12711-015-0089-5
- Quan, J., Cai, G., Ye, J., Yang, M., Ding, R., Wang, X., et al. (2018). A Global Comparison of the Microbiome Compositions of Three Gut Locations in Commercial Pigs with Extreme Feed Conversion Ratios. *Sci. Rep.* 8, 1–10. doi:10.1038/s41598-018-22692-0
- Renaudeau, D., Gilbert, H., and Noblet, J. (2012). Effect of Climatic Environment on Feed Efficiency in Swine. *Feed Effic. Swine*, 183–210. doi:10.3920/978-90-8686-756-1\_9
- Reyer, H., Shirali, M., Ponsuksili, S., Murani, E., Varley, P. F., Jensen, J., et al. (2017). Exploring the Genetics of Feed Efficiency and Feeding Behaviour Traits in a Pig Line Highly Selected for Performance Characteristics. *Mol. Genet. Genomics* 292, 1001–1011. doi:10.1007/s00438-017-1325-1
- Richards, M. P., and Proszkowiec-Weglarz, M. (2007). Mechanisms Regulating Feed Intake, Energy Expenditure, and Body Weight in Poultry. *Poult. Sci.* 86, 1478–1490. doi:10.1093/ps/86.7.1478
- Ruan, D., Zhuang, Z., Ding, R., Qiu, Y., Zhou, S., Wu, J., et al. (2021). Weighted Single-step GWAS Identified Candidate Genes Associated with Growth Traits in a Duroc Pig Population. *Genes* 12, 117. doi:10.3390/GENES12010117
- Sahana, G., Kadlecová, V., Hornshøj, H., Nielsen, B., and Christensen, O. F. (2013). A Genome-wide Association Scan in Pig Identifies Novel Regions Associated with Feed Efficiency Trait. *J. Anim. Sci.* 91, 1041–1050. doi:10.2527/jas.2012-5643
- Saintilan, R., Mérour, I., Brossard, L., Tribout, T., Dourmad, J. Y., Sellier, P., et al. (2013). Genetics of Residual Feed Intake in Growing Pigs: Relationships with Production Traits, and Nitrogen and Phosphorus Excretion Traits. *J. Anim. Sci.* 91, 2542–2554. doi:10.2527/jas.2012-5687
- Saintilan, R., Mérour, I., Schwob, S., Sellier, P., Bidanel, J., and Gilbert, H. (2011). Genetic Parameters and Halothane Genotype Effect for Residual Feed Intake in Piétrain Growing Pigs. *Livest. Sci.* 142, 203–209. doi:10.1016/j.livsci.2011.07.013
- Samorè, A. B., and Fontanesi, L. (2016). Genomic Selection in Pigs: State of the Art and Perspectives. *Italian J. Animal Sci.* 15, 211–232. doi:10.1080/1828051X.2016.1172034
- Sanchez, M.-P., Tribout, T., Iannuccelli, N., Bouffaud, M., Servin, B., Tenghe, A., et al. (2014). A Genome-wide Association Study of Production Traits in a Commercial Population of Large White Pigs: Evidence of Haplotypes Affecting Meat Quality. *Genet. Sel. Evol.* 46, 12. doi:10.1186/1297-9686-46-12
- Santiago, K. G., Lopez, B. I., Kim, S.-H., Lee, D.-H., Cho, Y.-G., Song, Y.-N., et al. (2021). Genetic Parameters for Different Measures of Feed Efficiency and Their Relationship to Production Traits in Three Purebred Pigs. *Life* 11, 830. doi:10.3390/LIFE11080830
- Sato, S., Uemoto, Y., Kikuchi, T., Egawa, S., Kohira, K., Saito, T., et al. (2016). SNP- and Haplotype-Based Genome-wide Association Studies for Growth, Carcass, and Meat Quality Traits in a Duroc Multigenerational Population. *BMC Genet.* 17. doi:10.1186/s12863-016-0368-3
- Schulze, V., Roehe, R., Lorenzo Bermejo, J., Looft, H., and Kalm, E. (2003). The Influence of Feeding Behaviour on Feed Intake Curve Parameters and Performance Traits of Station-Tested Boars. *Livest. Prod. Sci.* 82, 105–116. doi:10.1016/S0301-6226(03)00034-4
- Schwartz, M. W., Woods, S. C., Porte, D., Seeley, R. J., and Baskin, D. G. (2000). Central Nervous System Control of Food Intake. *Nature* 404, 661–671. doi:10.1038/35007534
- Shirali, M., Doeschl-Wilson, A., Duthie, C., Knap, P. W., Kanis, E., van Arendonk, J. A. M., et al. (2014). Estimation of Residual Energy Intake and its Genetic Background during the Growing Period in Pigs. *Livest. Sci.* 168, 17–25. doi:10.1016/j.livsci.2014.07.018
- Si, J., Feng, L., Gao, J., Huang, Y., Zhang, G., Mo, J., et al. (2020). Evaluating the Association between Feed Efficiency and the Fecal Microbiota of Early-Life Duroc Pigs Using 16S rRNA Sequencing. *Amb. Expr.* 10. doi:10.1186/s13568-020-01050-2
- Silva, É. F., Lopes, M. S., Lopes, P. S., and Gasparino, E. (2019). A Genome-wide Association Study for Feed Efficiency-Related Traits in a Crossbred Pig Population. *Animal* 13, 2447–2456. doi:10.1017/S1751731119000910
- Singer, J. B. (2009). Candidate Gene Association Analysis. *Methods Mol. Biol.* 573, 223–230. doi:10.1007/978-1-60761-247-6\_13
- Skinner-Noble, D., and Teeter, R. (2003). Components of Feed Efficiency in Broiler Breeding Stock: Energetics, Performance, Carcass Composition, Metabolism, and Body Temperature. *Poult. Sci.* 82, 1080–1090. doi:10.1093/ps/82.7.1080
- Smith, S. N., Davis, M. E., and Loerch, S. C. (2010). Residual Feed Intake of Angus Beef Cattle Divergently Selected for Feed Conversion Ratio. *Livest. Sci.* 132, 41–47. doi:10.1016/j.livsci.2010.04.019
- Soleimani, T., and Gilbert, H. (2021). An Approach to Achieve Overall Farm Feed Efficiency in Pig Production: Environmental Evaluation through Individual Life Cycle Assessment. *Int. J. Life Cycle Assess.* 26, 455–469. doi:10.1007/S11367-020-01860-3/FIGURES/5
- Sutter, N. B., Bustamante, C. D., Chase, K., Gray, M. M., Zhao, K., Zhu, L., et al. (2007). A Single IGF1 Allele Is a Major Determinant of Small Size in Dogs. *Science* 316, 112–115. doi:10.1126/science.1137045
- Tang, Z., Xu, J., Yin, L., Yin, D., Zhu, M., Yu, M., et al. (2019). Genome-wide Association Study Reveals Candidate Genes for Growth Relevant Traits in Pigs. *Front. Genet.* 10, 1–10. doi:10.3389/fgene.2019.00302
- VanRaden, P. M. (2020). Symposium Review: How to Implement Genomic Selection. *J. Dairy Sci.* 103, 5291–5301. doi:10.3168/jds.2019-17684
- Veerkamp, R. F., and Thompson, R. (1999). A Covariance Function for Feed Intake, Live Weight, and Milk Yield Estimated Using a Random Regression Model. *J. Dairy Sci.* 82, 1565–1573. doi:10.3168/JDS0022-0302(99)75384-1
- Vigors, S., O'Doherty, J. V., Bryan, K., and Sweeney, T. (2019). A Comparative Analysis of the Transcriptome Profiles of Liver and Muscle Tissue in Pigs Divergent for Feed Efficiency. *BMC Genomics* 20, 1–12. doi:10.1186/s12864-019-5740-z
- Von Felde, A., Roehe, R., Looft, H., and Kalm, E. (1996). Genetic Association between Feed Intake and Feed Intake Behaviour at Different Stages of Growth of Group-Housed Boars. *Livest. Prod. Sci.* 47, 11–22. doi:10.1016/S0301-6226(96)01006-8
- Wang, B., Li, P., Zhou, W., Gao, C., Liu, H., and Li, H. (2019). Association of Twelve Candidate Gene Polymorphisms with the Intramuscular Fat Content and Average Backfat Thickness of Chinese Suhuai Pigs. *Animals* 9, 858. doi:10.3390/ani9110858
- Wang, K., Liu, D., Hernandez-Sanchez, J., Chen, J., Liu, C., Wu, Z., et al. (2015a). Genome Wide Association Analysis Reveals New Production Trait Genes in a Male Duroc Population. *PLoS One* 10, e0139207–15. doi:10.1371/journal.pone.0139207
- Wang, K., Ouyang, H., Xie, Z., Yao, C., Guo, N., Li, M., et al. (2015b). Efficient Generation of Myostatin Mutations in Pigs Using the CRISPR/Cas9 System. *Sci. Rep.* 5, 16623. doi:10.1038/srep16623
- Wang, X., and Kadarmideen, H. N. (2020). Metabolite Genome-wide Association Study (mGWAS) and Gene-Metabolite Interaction Network Analysis Reveal Potential Biomarkers for Feed Efficiency in Pigs. *Metabolites* 10, 201. doi:10.3390/metabo10050201

- Wang, Z., Shang, P., Li, Q., Wang, L., Chamba, Y., Zhang, B., et al. (2017). ITRAQ-based Proteomic Analysis Reveals Key Proteins Affecting Muscle Growth and Lipid Deposition in Pigs. *Sci. Rep.* 7, 1–11. doi:10.1038/srep46717
- Werf, J. H. J. v. d. (2004). Is it Useful to Define Residual Feed Intake as a Trait in Animal Breeding Programs? *Aust. J. Exp. Agric.* 44, 405–409. doi:10.1071/ea02105
- Whitworth, K. M., Rowland, R. R. R., Ewen, C. L., Tribble, B. R., Kerrigan, M. A., Cino-Ozuna, A. G., et al. (2016). Gene-edited Pigs Are Protected from Porcine Reproductive and Respiratory Syndrome Virus. *Nat. Biotechnol.* 34, 20–22. doi:10.1038/nbt.3434
- Wiggins, G. R., Cole, J. B., Hubbard, S. M., and Sonstegard, T. S. (2017). Genomic Selection in Dairy Cattle: the USDA Experience. *Annu. Rev. Anim. Biosci.* 5, 309–327. doi:10.1146/annurev-animal-021815-111422
- Wilhelm, B. T., and Landry, J.-R. (2009). RNA-Seq-quantitative Measurement of Expression through Massively Parallel RNA-Sequencing. *Methods* 48, 249–257. doi:10.1016/j.ymeth.2009.03.016
- Willson, H. E., Rojas de Oliveira, H., Schinckel, A. P., Grossi, D., and Brito, L. F. (2020). Estimation of Genetic Parameters for Pork Quality, Novel Carcass, Primal-Cut and Growth Traits in Duroc Pigs. *Animals* 10, 779. doi:10.3390/ani10050779
- Wu, J., Wang, X., Ding, R., Quan, J., Ye, Y., Gu, T., et al. (2020). Identification of Important Proteins and Pathways Affecting Feed Efficiency in DLY Pigs by iTRAQ-Based Proteomic Analysis. *Animals* 10, 189. doi:10.3390/ani10020189
- Xu, C., Wang, X., Zhou, S., Wu, J., Geng, Q., Ruan, D., et al. (2021a). Brain Transcriptome Analysis Reveals Potential Transcription Factors and Biological Pathways Associated with Feed Efficiency in Commercial DLY Pigs. *DNA Cell Biol.* 40, 272–282. doi:10.1089/dna.2020.6071
- Xu, C., Wang, X., Zhuang, Z., Wu, J., Zhou, S., Quan, J., et al. (2020b). A Transcriptome Analysis Reveals that Hepatic Glycolysis and Lipid Synthesis Are Negatively Associated with Feed Efficiency in DLY Pigs. *Sci. Rep.* 10, 1–12. doi:10.1038/s41598-020-66988-6
- Xue, B., Greenberg, A. G., Kraemer, F. B., and Zemel, M. B. (2001). Mechanism of Intracellular Calcium ([Ca<sup>2+</sup>]<sub>i</sub>) Inhibition of Lipolysis in Human Adipocytes. *FASEB J.* 15, 2527–2529. doi:10.1096/fj.01-0278fje
- Zanoni, I., and Granucci, F. (2012). Regulation and Dysregulation of Innate Immunity by NFAT Signaling Downstream of Pattern Recognition Receptors (PRRs). *Eur. J. Immunol.* 42, 1924–1931. doi:10.1002/eji.201242580
- Zhang, C., Kemp, R. A., Stothard, P., Wang, Z., Boddicker, N., Krivushin, K., et al. (2018). Genomic Evaluation of Feed Efficiency Component Traits in Duroc Pigs Using 80K, 650K and Whole-Genome Sequence Variants. *Genet. Sel. Evol.* 50, 1–13. doi:10.1186/s12711-018-0387-9
- Zhang, H., Wang, Z., Wang, S., and Li, H. (2012). Progress of Genome Wide Association Study in Domestic Animals. *J. Anim. Sci. Biotechnol.* 3 (1), 26–10. doi:10.1186/2049-1891-3-26
- Zhang, Z., Zhang, H., Pan, R.-y., Wu, L., Li, Y.-l., Chen, Z.-m., et al. (2016). Genetic Parameters and Trends for Production and Reproduction Traits of a Landrace Herd in China. *J. Integr. Agric.* 15, 1069–1075. doi:10.1016/S2095-3119(15)61105-4
- Zhou, G., Soufan, O., Ewald, J., Hancock, R. E. W., Basu, N., and Xia, J. (2019). NetworkAnalyst 3.0: a Visual Analytics Platform for Comprehensive Gene Expression Profiling and Meta-Analysis. *Nucleic Acids Res.* 47, W234–W241. doi:10.1093/NAR/GKZ240
- Zhu, X. X., Zhan, Q. M., Wei, Y. Y., Yan, A. F., Feng, J., Liu, L., et al. (2020). CRISPR/Cas9-mediated MSTN Disruption Accelerates the Growth of Chinese Bama Pigs. *Reprod. Dom. Anim.* 55, 1314–1327. doi:10.1111/rda.13775

**Conflict of Interest:** The authors declare that the research was conducted in the absence of any commercial or financial relationships that could be construed as a potential conflict of interest.

**Publisher's Note:** All claims expressed in this article are solely those of the authors and do not necessarily represent those of their affiliated organizations, or those of the publisher, the editors and the reviewers. Any product that may be evaluated in this article, or claim that may be made by its manufacturer, is not guaranteed or endorsed by the publisher.

Copyright © 2022 Davoudi, Do, Colombo, Rathgeber and Miar. This is an open-access article distributed under the terms of the Creative Commons Attribution License (CC BY). The use, distribution or reproduction in other forums is permitted, provided the original author(s) and the copyright owner(s) are credited and that the original publication in this journal is cited, in accordance with accepted academic practice. No use, distribution or reproduction is permitted which does not comply with these terms.