



Corrigendum: MiR-29a Knockout Aggravates Neurological Damage by Pre-polarizing M1 Microglia in Experimental Rat Models of Acute Stroke

Fangfang Zhao^{1,2†}, Haiping Zhao^{1,2†}, Junfen Fan^{1,2}, Rongliang Wang^{1,2}, Ziping Han^{1,2}, Zhen Tao^{1,2}, Yangmin Zheng^{1,2}, Feng Yan^{1,2}, Yuyou Huang^{1,2}, Lei Yu^{3,4}, Xu Zhang^{3,4}, Xiaolong Qi^{3,4}, Lianfeng Zhang^{3,4}, Yumin Luo^{1,2*} and Yuanwu Ma^{3,4*}

¹Institute of Cerebrovascular Diseases Research and Department of Neurology, Xuanwu Hospital of Capital Medical University, Beijing, China, ²Beijing Geriatric Medical Research Center and Beijing Key Laboratory of Translational Medicine for Cerebrovascular Diseases, Beijing, China, ³Key Laboratory of Human Disease Comparative Medicine, National Health Commission of China (NHC) and Beijing Engineering Research Center for Experimental Animal Models of Human Critical Diseases, Institute of Laboratory Animal Science, Chinese Academy of Medical Sciences, Peking Union Medicine College, Beijing, China, ⁴Neuroscience Center, Chinese Academy of Medical Sciences, Beijing, China

OPEN ACCESS

Edited and reviewed by:

Yaohui Tang,
Shanghai Jiao Tong University, China

*Correspondence:

Yumin Luo
yumin111@ccmu.edu.cn
Yuanwu Ma
mayuanwu@cnilas.org

[†]These authors share first authorship

Specialty section:

This article was submitted to
Neurogenomics,
a section of the journal
Frontiers in Genetics

Received: 09 July 2021

Accepted: 05 October 2021

Published: 26 October 2021

Citation:

Zhao F, Zhao H, Fan J, Wang R, Han Z,
Tao Z, Zheng Y, Yan F, Huang Y, Yu L,
Zhang X, Qi X, Zhang L, Luo Y and
Ma Y (2021) Corrigendum: MiR-29a
Knockout Aggravates Neurological
Damage by Pre-polarizing M1
Microglia in Experimental Rat Models
of Acute Stroke.
Front. Genet. 12:738582.
doi: 10.3389/fgene.2021.738582

Keywords: ischemic stroke, miR-29a, microglia, astrocyte, glutamate

A Corrigendum on

MiR-29a Knockout Aggravates Neurological Damage by Pre-polarizing M1 Microglia in Experimental Rat Models of Acute Stroke

by Zhao, F., Zhao, H., Fan, J., Wang, R., Han, Z., Tao, Z., Zheng, Y., Yan, F., Huang, Y., Yu, L., Zhang, X., Zhang, L., Luo, Y., and Ma, Y. (2021). *Front. Genet.* 12:642079. doi: 10.3389/fgene.2021.642079

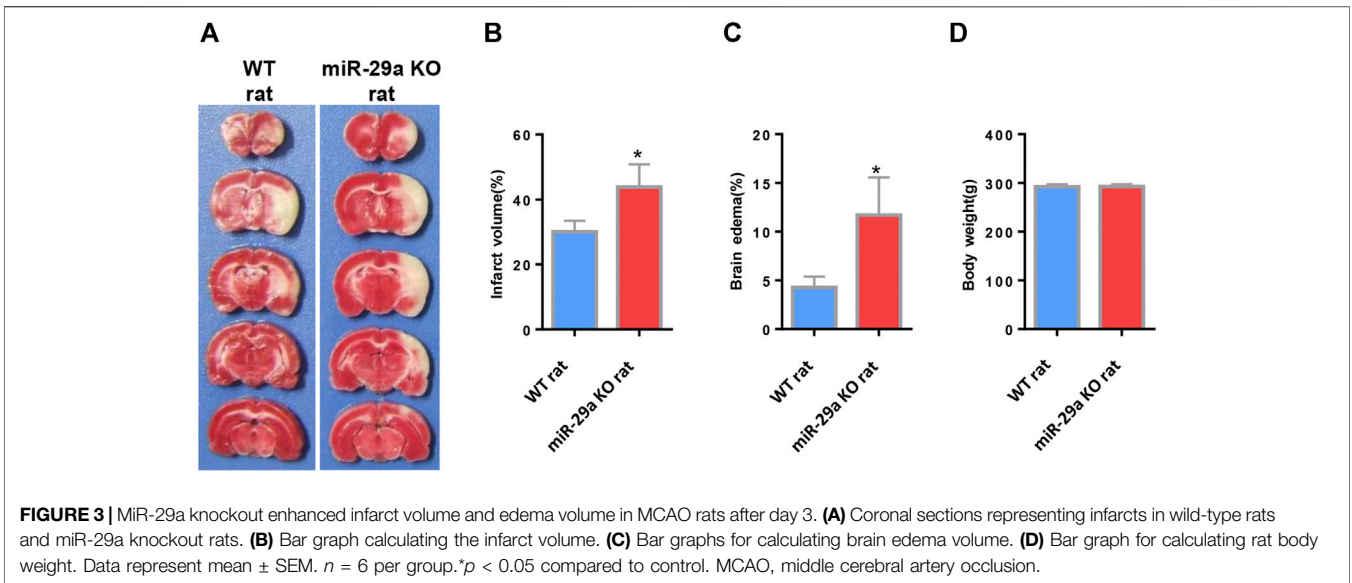
In the original article, we neglected to include the funder “CAMS Innovation Fund for Medical Sciences (CIFMS), 2019-I2M-1-004” to Xiaolong Qi.

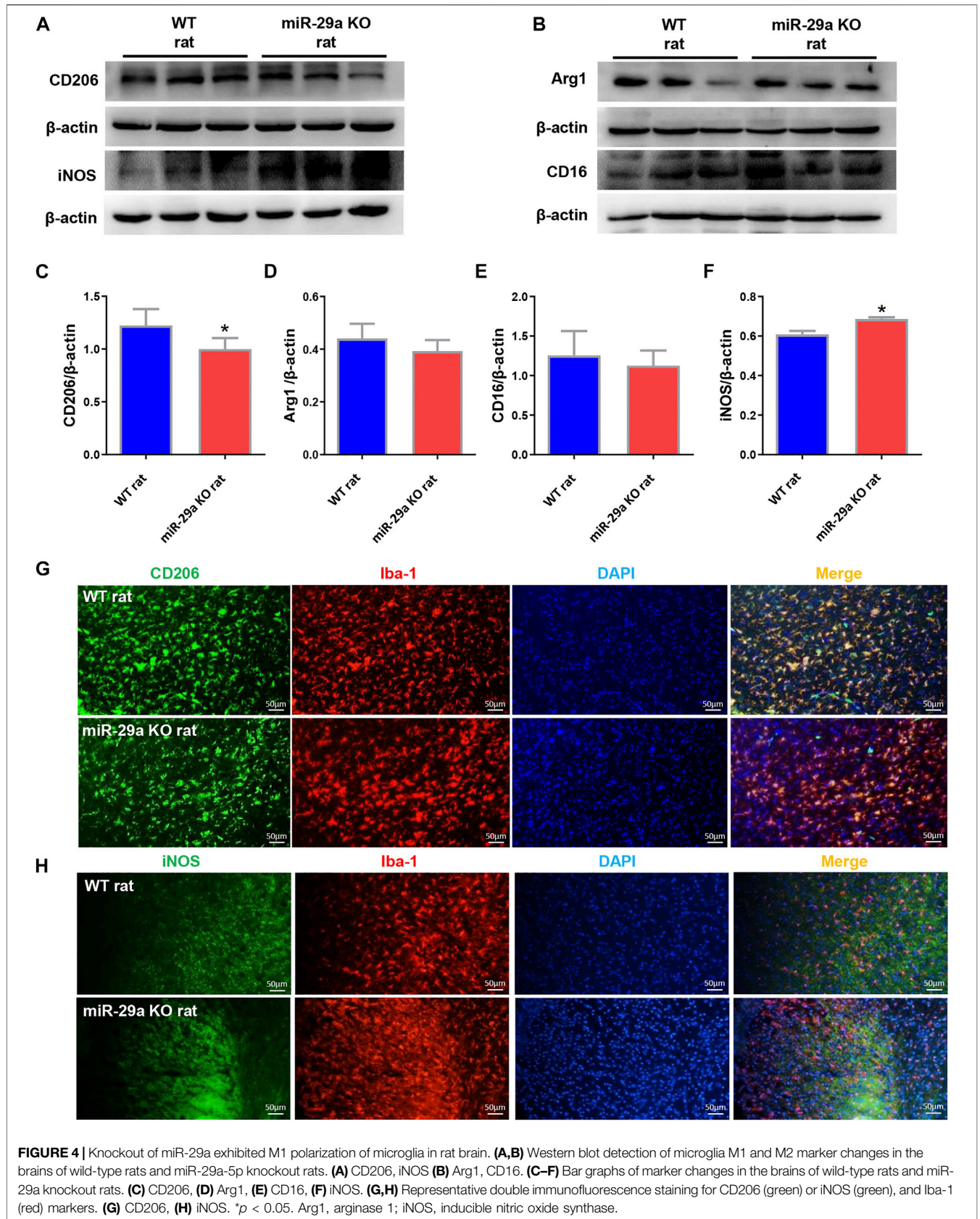
“This project was supported by the National Natural Science Foundation of China (81771413, 82001268, and 81771412) and Beijing Natural Science Foundation Program and the Scientific Research Key Program of the Beijing Municipal Commission of Education (KZ201810025041). Xuanwu Hospital Science Program for Fostering Young Scholars (QNPY2020005). The present work was supported in part by the CAMS Innovation Fund for Medical Sciences (CIFMS) (2017-I2M-3-015; 2019-I2M-1-004 to XQ).”

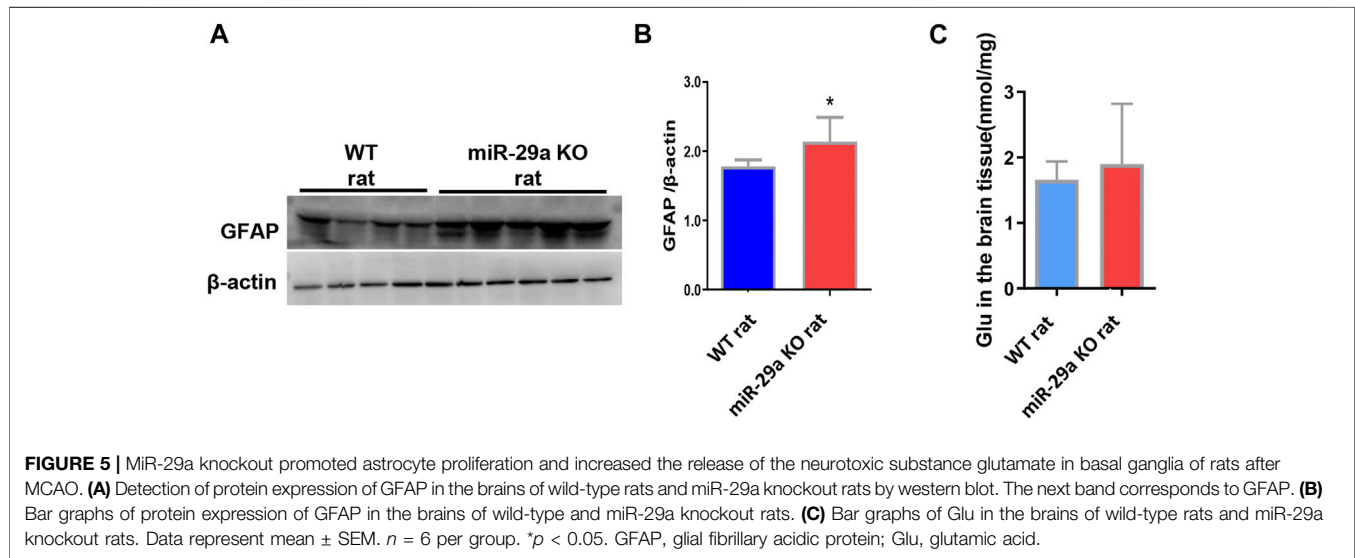
Also there was a mistake in **Figure 3–5** as published. The word “rat” was miswritten as “mice.” The corrected **Figure 3–5** appears below.

Finally, there was an error in authorship. Xiaolong Qi was not included as an author in the published article. Authorlist has been corrected and his contribution has been added to the “Author Contributions.” The corrected statement appears below.

“FZ wrote the manuscript. HZ, JF, RW, ZH, ZT, YZ, FY, YH, LY, XZ, and LZ took part in the experiment and modified it. YL and YM designed and critically revised the manuscript. XQ did the construction work of miR-29a genetic modified rats All authors contributed to the article and approved the submitted version.”







The authors apologize for this error and state that this does not change the scientific conclusions of the article in any way. The original article has been updated.

Publisher's Note: All claims expressed in this article are solely those of the authors and do not necessarily represent those of their affiliated organizations, or those of the publisher, the editors and the reviewers. Any product that may be evaluated in this article, or claim that may be made by its manufacturer, is not guaranteed or endorsed by the publisher.

Copyright © 2021 Zhao, Zhao, Fan, Wang, Han, Tao, Zheng, Yan, Huang, Yu, Zhang, Qi, Zhang, Luo and Ma. This is an open-access article distributed under the terms of the Creative Commons Attribution License (CC BY). The use, distribution or reproduction in other forums is permitted, provided the original author(s) and the copyright owner(s) are credited and that the original publication in this journal is cited, in accordance with accepted academic practice. No use, distribution or reproduction is permitted which does not comply with these terms.