



OPEN ACCESS

EDITED BY

Martin Siegert,
University of Exeter, United Kingdom

REVIEWED BY

Dan Liang,
Princeton University, United States
Gabriel Laufer,
Vida Silvestre Uruguay, Uruguay

*CORRESPONDENCE

Amaël Borzée,
✉ amaelborzee@gmail.com
Siti N. Othman,
✉ dy.othman@gmail.com

SPECIALTY SECTION

This article was submitted to
Conservation and Restoration Ecology,
a section of the journal
Frontiers in Environmental Science

RECEIVED 14 November 2022

ACCEPTED 27 March 2023

PUBLISHED 14 April 2023

CITATION

Borzée A, Rodriguez M, Bhatni N, Kim YI,
Angulo A, Kim D, Chang M-H, Sung H-C,
Heo K, Park I-K, Song J-Y, Jung J-H,
Jeon JY, Kim K, Min M-S, Moores N,
Wren S, Prasad VK, Jang Y, Shin Y and
Othman SN (2023), Policy
recommendations for the *Rana* trade
towards the Republic of Korea.
Front. Environ. Sci. 11:1097849.
doi: 10.3389/fenvs.2023.1097849

COPYRIGHT

© 2023 Borzée, Rodriguez, Bhatni, Kim,
Angulo, Kim, Chang, Sung, Heo, Park,
Song, Jung, Jeon, Kim, Min, Moores,
Wren, Prasad, Jang, Shin and Othman.
This is an open-access article distributed
under the terms of the [Creative
Commons Attribution License \(CC BY\)](#).
The use, distribution or reproduction in
other forums is permitted, provided the
original author(s) and the copyright
owner(s) are credited and that the original
publication in this journal is cited, in
accordance with accepted academic
practice. No use, distribution or
reproduction is permitted which does not
comply with these terms.

Policy recommendations for the *Rana* trade towards the Republic of Korea

Amaël Borzée^{1,2*}, Maribel Rodriguez³, Naila Bhatni³, Ye Inn Kim⁴,
Ariadne Angulo², Daemin Kim⁵, Min-Ho Chang⁶, Ha-Cheol Sung⁷,
Kyongman Heo⁸, Il-Kook Park⁹, Jae-Young Song¹⁰,
Ji-Hwa Jung¹¹, Jong Yoon Jeon¹², Kyungmin Kim¹³,
Mi-Sook Min¹⁴, Nial Moores¹⁵, Sally Wren^{16,2},
Vishal Kumar Prasad¹, Yikweon Jang¹³, Yuchool Shin^{1,17} and
Siti N. Othman^{1*}

¹Laboratory of Animal Behaviour and Conservation, College of Biology and the Environment, Nanjing Forestry University, Nanjing, China, ²IUCN SSC Amphibian Specialist Group, Toronto, ON, Canada, ³Law and Wildlife, Brussels, Belgium, ⁴Korea Environment Institute, Sejong, Republic of Korea, ⁵Department of Ecology and Evolutionary Biology, Yale University, New Haven, CT, United States, ⁶National Institute of Ecology, Seocheon, Republic of Korea, ⁷Department of Biological Sciences, Chonnam National University, Gwangju, Republic of Korea, ⁸Laboratory of Herpetology and Applied Conservation, College of Biology and the Environment, Nanjing Forestry University, Nanjing, China, ⁹Division of Science Education, Kangwon National University, Chuncheon, Republic of Korea, ¹⁰Korea National Park Research Institute, Wonju, Republic of Korea, ¹¹Honam National Institute of Biological Resources, Division of Zoology, Mokpo, Republic of Korea, ¹²Department of Forestry and Natural Resources, Purdue University, West Lafayette, IN, United States, ¹³Division of EcoScience and Department of Life Sciences, Ewha Womans University, Seoul, Republic of Korea, ¹⁴Research Institute for Veterinary Science, College of Veterinary Medicine, Seoul National University, Seoul, Republic of Korea, ¹⁵Birds Korea, Busan, Republic of Korea, ¹⁶Department of Zoology, University of Otago, Dunedin, New Zealand, ¹⁷Department of Biological Sciences, College of Natural Science, Kangwon National University, Chuncheon, Republic of Korea

- Ban the trade of non-native species for consumption as food or derived products and for personal use (i.e., as pets).
- Ban the trade of native species when they do not originate from within the nation (i.e., same genetically defined conservation unit).
- Tracking of potential established alien *Rana* populations.
- Eradication of potentially established alien *Rana* populations.

KEYWORDS

trade, *Rana* sp., alien species, Republic of Korea, northeast Asia, brown frog

1 Introduction

1.1 Species introduction

Wildlife trade is responsible for the introduction of numerous species into new environments globally (Souviron-Priego et al., 2018), including amphibians. Invasive species generally have negative impacts on local species through predation, competition (Mori et al., 2015; Sarashina and Yoshida, 2015) and other ecological interactions (Buckley and Catford, 2016), including carrying non-native pathogens (Bezerra-Santos et al., 2021). This is also the case in Ranidae species, such as *Pelophylax ridibundus* in the UK (Zeisset and

Beebee, 2003), and several species in the focal area of this study, including *Rana huanrenensis* that has been introduced to offshore islands in the Republic of Korea (Bae et al., 2022).

The amphibian trade towards the Republic of Korea includes live animals both for the pet trade (online and shops; Koo et al., 2020) and for human consumption (shops and markets; Othman et al., 2022). Trade principally originates from the People's Republic of China (hereafter China; 97% of weight) and the USA (0.94% of weight; Jo et al., 2022). Amphibian imports and sales have increased from 0.2 ton in 2002, to 11.8 tons in 2016, followed by a sharp increase over the last 5 years to reach 37.7 tons in 2021 (Korea Customs Service; https://unipass.customs.go.kr/ets/index.do?menuId=ETS_MNU_00000103). As a result, some amphibian species have been designated as Alert Alien Species (Notification of the Ministry of Environment, No. 2020-79). One of the most widely introduced amphibian species in the world, the American bullfrog (*Lithobates catesbeianus*; Luque et al., 2014) has become invasive in the Republic of Korea as a result of the trade for human consumption, starting in the 1970s (Groffen et al., 2019). The invasive population of American bullfrog in the Republic of Korea has resulted in a severe loss of aquatic biodiversity (Son et al., 2021), and numerous removal efforts have failed, indicating that eradication is extremely complicated and expensive to achieve (Oh and Hong, 2007; Groffen et al., 2019; Soto et al., 2022), although not impossible (e.g., Simberloff, 2003; Kahrs, 2006; Kamoroff et al., 2020). Therefore, the most efficient and cost-effective approach to prevent the establishment of species known to have the potential of becoming invasive is by prohibiting initial introduction (Othman et al., 2022).

The Republic of Korea imports live Brown frog (*Rana* spp.) individuals from China for human consumption (Othman et al., 2022). This trade is conducted under a legal umbrella as the species can be exported from China (http://www.gov.cn/zhengce/2020-12/27/content_5573532.htm; see acknowledgements for an English version), and species that are native to the Republic of Korea can be legally traded, including *R. uenoi*, *R. huanrenensis* and *R. coreana*. Two of these species, *R. huanrenensis* and *R. coreana*, also occur in China, and are present in the wildlife trade. The last species, *R. uenoi*, is endemic to the Korean Peninsula and Tsushima Island in Japan. Only described in 2014, *R. uenoi* has been split from the *R. dybowskii* species complex (Matsui, 2014). It was however previously treated as *R. dybowskii*, and was therefore assessed as occurring throughout the Korean Peninsula, northeast China, and the Primorsky region in Russia. However, the two clades are differentiated at the species level following multiple lines of evidence, and all individuals belonging to this species complex in the Republic of Korea are finally recognised as *R. uenoi* (Jeon et al., 2021). As a result, the legality of trade towards the Republic of Korea between 2014 and 2021 was a point of contention.

A recent study has demonstrated that the ranid species imported to the Republic of Korea do not only include legally traded species, but also some species that are not native to the nation but morphologically similar: *R. amurensis*, *R. chensinensis*, *R. dybowskii*, *R. kukunoris* and *R. taihangensis* (Othman et al., 2022; Shen et al., 2022). In addition, these species have not been explicitly listed as banned from the trade by the Ministry of Environment due to the absence of prior data on the potential for invasion, and fall under a broader legislation regarding the general trade of species. In

addition to likely escapes from sellers, which could start the invasion process, communication with traders in the Republic of Korea revealed that at the end of the legal sale period, unsold individuals were released in nearby streams, reportedly for welfare reasons, but perhaps also because of costs or methods to keep them, or because of reduced market value. While individually these releases can seem ethical, they are biosecurity threats as the frogs are not scanned for pathogens. Both African Swine Fever and Avian influenza related pandemics are valuable examples of how quickly pathogens can spread.

Following the development of international trade, updated regulations guiding such exchanges are required, and science-based recommendations have the potential to lead the development of regulation to prevent the loss of biodiversity (Pullin et al., 2009). Thus, policy recommendations have the potential to help update national laws, especially in this context. For instance, a policy recommendation on the trade of invasive American bullfrogs towards the Republic of Korea (Borzée et al., 2020) was temporally coincidental with a regulatory update in the trade of amphibians (Korean Law Information Center, 2021). However, new discoveries such as the presence of non-native *Rana* species in the trade, calls for specific updates in regulations, resulting in this policy recommendation and its potential use for further legal adjustments in the trade of the genus.

1.2 Risks of invasion

The trade of amphibians and the resulting invasive species can pose two major ecological and biosecurity threats for the survival of native species. The first one being the impact on native species through ecological interactions, and the second being through pathogen dispersion (Kraus, 2015; Falaschi et al., 2020; Green et al., 2020). Both of these impacts have already been documented from the invasive American bullfrog (*L. catesbeianus*) in the Republic of Korea, impacting the ecology of native amphibians, reptiles and birds (reviewed in Groffen et al., 2019), and also increasing the pathogen loads on native species (Borzée et al., 2017).

Many *Rana* species have overlapping morphological and ecological traits, and are therefore more likely to occupy similar niches. For example, two species pairs, *R. coreana* plus *R. amurensis*, and *R. dybowskii* plus *R. uenoi*, have similar ecological requirements within pairs. The impact of the interactions between these species pairs is however unknown as the contact zones are in the Democratic People's Republic of Korea (Borzée et al., 2021). In addition, even within a single species, the ecological requirements of geographically distant clades can be significantly divergent (Stockman and Bond, 2007; Podnar et al., 2014), and the displacement of individuals, and the potentially resulting hybridisation, of the clades can result in the inadequate adaptation to the environment and a decrease in fitness (Parris, 2000) or resistance to pathogens (Parris, 2004). Therefore, the introduction of any of the non-native *Rana* species, and their establishment in the wild in the Republic of Korea could result in competition and hybridisation with the native species, driving the extirpation of the native *Rana*. The negative effect of displacements can also be within a single species, such as in *R. huanrenensis*, as the

species ranges from Liaoning in China in the north to the southern edge of the Korean Peninsula in the south, resulting in a latitudinal variation known to be linked to diverging ecological requirements (Andersen et al., 2022). The introduction of individuals from a northern latitude to the south, and any resultant hybridisation, would result in individuals less adequately adapted to the local environment and could even result in species losses. In addition, hybridisation can magnify the invasive capacity of a species (Coulter et al., 2020).

Two major pathogens that are transferred by *Rana* species include *Ranavirus* (family Iridoviridae; Kwon et al., 2017) and *Batrachochytrium dendrobatidis* (*Bd*; Bataille et al., 2013). *Ranavirus* is found in both captive and wild populations in the Republic of Korea, resulting in mortality events in both settings (Kwon et al., 2017; Park et al., 2017). Intriguingly, the mass mortality events in the wild occurred in the area where the non-native *Rana* species focal to this study had been released (although currently not known to have been involved), and even if no individual was intentionally released, all farms provide a substantial risk of individuals escaping over time. In addition, *Ranavirus* prevalence is known to be higher in invasive ranids in the Republic of Korea (Roh et al., 2022). While *Bd* is not known to have resulted in mass mortality events in the Republic of Korea, *Rana* species can be reservoirs for the pathogen (Bataille et al., 2013; Fong et al., 2015), and the introduction of non-native *Bd* strains could have deadly effects. Therefore, the introduction of *Rana* species across natural boundaries can have disastrous consequences for local populations, including local extirpation (e.g., Borzée et al., 2017).

To address some of these threats in compliance with the legal obligations established by the Convention on Biological Diversity (CBD), the Republic of Korea's Fourth National Biodiversity Strategy (2019-2023; Nature Conservation Bureau, 2018; <https://www.cbd.int/doc/world/kr/kr-nbsap-v4-en.pdf>) contains a number of action plans that aim at managing threats to biodiversity, among others, by establishing mechanisms to control human-mediated species introduction, strengthening policy responses and post-introduction control of invasive species. Biodiversity conservation through the protection of endangered and endemic species is also one of the targets established by the National Biodiversity Strategy of the Republic of Korea and other regulations with a special focus on strengthening research on and response to wildlife diseases, along with an improved wildlife rescue and care system.

2 Policy options and implications

Current laws in the Republic of Korea allow for the import and captive breeding of a number of *Rana* species such as *R. huanrenensis*, *R. dybowskii* and *R. coreana* as long as authorities have issued a permit. While the trade of native species is legal, further measures need to be implemented to avoid the introduction and establishment of non-native species with serious impacts for the native population of *Rana*. Recent amendments to the legislations will designate amphibians as aquatic organisms managed by the Ministry of Oceans and Fisheries as of 2023, and treated as fisheries livestock in this regard, and therefore subjected to the same regulation as fishery products (Ministry of Oceans and Fisheries

Ordinance N. 543, 2022.4. 29. Partial amendment). Trade bans have already been declared for certain species in the Republic of Korea, and the regulation can be built upon (Kang and Phipps, 2003).

3 Actionable recommendations

To ensure that new alien populations of *Rana* will not be established in the Republic of Korea, we recommend banning the trade of ecosystem disturbing non-native species or specimens of the native species that are from different genetically defined conservation units (following for instance Othman et al., 2022). "Trade" refers also to operations of import or export and includes notably the trade for human consumption and its derivatives and trade for personal use. To allow for this, authorities could conduct a risk assessment to decide whether alien *Rana* species are 'ecosystem disturbing species'. This measure is supported by the scientific literature referenced in this manuscript and by national legislation (Republic of Korea's Act N. 11257 of 2012 on the Conservation and Use of Biological Diversity Arts. 21 to 24 "The Biological Diversity Act").

This ban should also apply to domestic trade, with individuals of *R. uenoi* from Jeju Island not being traded on the mainland, as this population belongs to a different conservation unit (Jeon et al., 2021). This could be done by designating Jeju Island as a special protection district (Act N. 10977 of 2011 on Wildlife Protection and Management, Article 27).

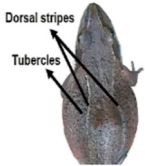




One exception could be applied to this ban: when the trade of these species is not impacting the conservation of said species in exporting regions (*R. huanrenensis* and *R. coreana*), the trade should consist solely of dead specimens to ensure the absence of escapes, and release of pathogens.

Through trade, numerous individuals have been imported, released, or have escaped. As a result, the presence of established alien populations is not impossible. To avoid further disturbances and reducing the potential for economic costs associated with the establishment of an invasive population, the release of any alien specimen and its offspring originating from the past trade should also be banned as far as possible. While the banning measures are decided, we recommend authorities to use the competences granted in Art. 14.2 of the Biological Diversity Act and adopt emergency measures to prevent the risk of depletion or disappearance. In this sense, we recommend that such populations should be tracked, and controlled (captured and removed, or re-exported if the population of origin can be identified and the individuals can be certified to be free of pathogens), before it becomes too late and alien species are not manageable.

In addition, even though released and escaped frogs may not have established populations, they may have spread pathogens, infecting native populations. Thus, broad scale surveys for ranavirus and chytrid fungus (*B. dendrobatidis* and *Batrachochytrium salamandrivorans*) should be conducted around the establishments selling frogs traded from abroad, and a plan for the control of pathogens should be established.





Lastly, we recommend the establishment of an updated National Species List of native species that includes *R. uenoi* along with keys for species identification, which can be useful at borders and custom

TABLE 1 Identification key and comparison of 40 morphological characters between eight species of northeastern Asian brown frogs (genus *Rana*) recorded from the literatures and online databases of amphibians: AmphibiaWeb (<https://amphibiaweb.org>) and AmphibiaChina (<https://www.amphibiachina.org/>). The boxes coloured in grey and marked with symbol (+) indicate the presence of the character in the species and the colourless boxes marked with symbol (–) indicate the absence of the character in the species, OR, the absence of definitive information but matching with at least a few individuals of the species. The symbol (?) indicate the lack of information about the specific morphological character. Coloration outside of the breeding season is not specified as the trade is limited to the breeding season when body condition makes frogs more suitable for human consumption. The comparison of morphological characters and classifications of *Rana* into clades I, II and III in the table are adapted from the operational taxonomic units (OTU) based on the 16S rRNA phylogeny of [Othman et al. \(2022\)](#), where *R. chensinensis* matches with OTU 7 and *R. taihangensis* matches with OTU 1 and 2, following [Shen et al. \(2022\)](#).

Body part	Key morphological character	Clade I		Clade II		Clade III			Source	Type of morphological character	
		<i>Rana coreana</i>	<i>Rana amurensis</i>	<i>Rana dybowskii</i>	<i>Rana uenoi</i>	<i>Rana chensinensis</i>	<i>Rana kukunoris</i>	<i>Rana huanrenensis</i>			<i>Rana taihangensis</i>
Skin	Two dorsal stripes with tubercles within each black spot	–	+	–	–	+	+	–	+	Song et al. (2006); Wang et al. (2017); Shen et al. (2022)	Meristic
		–		–	–			–			
		–	–	+	+	+	–	–	+		
	Two dorsal stripes with visible black spots (sometime, without tubercles)	–	–	+	+	–	–	–	–	Wang et al. (2017)	Meristic
	Two dorsal stripes with smooth skin and black spots, but without tubercle(s)	+	–	–	–	–	–	+	–	Song et al. (2006); AmphibiaChina (2022)	Meristic
			–	–	–	–	–	–	–		

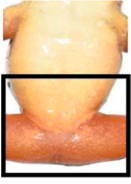









(Continued on following page)

TABLE 1 (Continued) Identification key and comparison of 40 morphological characters between eight species of northeastern Asian brown frogs (genus *Rana*) recorded from the literatures and online databases of amphibians: AmphibiaWeb (<https://amphibiaweb.org>) and AmphibiaChina (<https://www.amphibiachina.org/>). The boxes coloured in grey and marked with symbol (+) indicate the presence of the character in the species and the colourless boxes marked with symbol (–) indicate the absence of the character in the species, OR, the absence of definitive information but matching with at least a few individuals of the species. The symbol (?) indicate the lack of information about the specific morphological character. Coloration outside of the breeding season is not specified as the trade is limited to the breeding season when body condition makes frogs more suitable for human consumption. The comparison of morphological characters and classifications of *Rana* into clades I, II and III in the table are adapted from the operational taxonomic units (OTU) based on the 16S rRNA phylogeny of Othman et al. (2022), where *R. chensinensis* matches with OTU 7 and *R. taihangensis* matches with OTU 1 and 2, following Shen et al. (2022).

Body part	Key morphological character	Clade I		Clade II		Clade III				Source	Type of morphological character
		<i>Rana coreana</i>	<i>Rana amurensis</i>	<i>Rana dybowskii</i>	<i>Rana uenoi</i>	<i>Rana chensinensis</i>	<i>Rana kukunoris</i>	<i>Rana huanrenensis</i>	<i>Rana taihangensis</i>		
	Two visible dorsolateral folds, with the presence of weakly marked tubercles on the sides of dorsal region	–	–	–	+	–	–	–	–	Song et al. (2006); Matsui (2014)	Meristic
											
	Rough. Red-brown spots on flanks	–	+	–	–	–	–	–	–	Song et al. (2006)	Meristic
											
	Reddish body with presence of a few black spots between scapular and sacral region	–	–	–	+	–	–	–	–	Matsui (2014)	Meristic
											
	Reddish-brown dorsal head	–	–	–	+	–	–	–	–	Matsui (2014)	Meristic
											





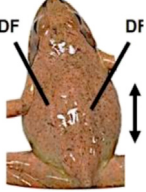
(Continued on following page)

TABLE 1 (Continued) Identification key and comparison of 40 morphological characters between eight species of northeastern Asian brown frogs (genus *Rana*) recorded from the literatures and online databases of amphibians: AmphibiaWeb (<https://amphibiaweb.org>) and AmphibiaChina (<https://www.amphibiachina.org/>). The boxes coloured in grey and marked with symbol (+) indicate the presence of the character in the species and the colourless boxes marked with symbol (–) indicate the absence of the character in the species, OR, the absence of definitive information but matching with at least a few individuals of the species. The symbol (?) indicate the lack of information about the specific morphological character. Coloration outside of the breeding season is not specified as the trade is limited to the breeding season when body condition makes frogs more suitable for human consumption. The comparison of morphological characters and classifications of *Rana* into clades I, II and III in the table are adapted from the operational taxonomic units (OTU) based on the 16S rRNA phylogeny of Othman et al. (2022), where *R. chensinensis* matches with OTU 7 and *R. taihangensis* matches with OTU 1 and 2, following Shen et al. (2022).

Body part	Key morphological character	Clade I		Clade II		Clade III				Source	Type of morphological character
		<i>Rana coreana</i>	<i>Rana amurensis</i>	<i>Rana dybowskii</i>	<i>Rana uenoi</i>	<i>Rana chensinensis</i>	<i>Rana kukunoris</i>	<i>Rana huanrenensis</i>	<i>Rana taihangensis</i>		
	Tubercles on ventral side of thigh	+	+	–	–	+	+	+	+	Song et al. (2006); AmphibiaChina (2022); Shen et al. (2022)	Meristic
											
	Smooth ventral skin	–	–	+	+	+	–	+	+	Matsui (2014)	Meristic
											
	Smooth ventral skin, and milky-white throat and chest during the breeding season (male)	–	–	+	+	–	–	–	–	Kim et al. (2002)	Meristic
											

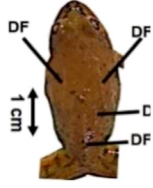



(Continued on following page)

TABLE 1 (Continued) Identification key and comparison of 40 morphological characters between eight species of northeastern Asian brown frogs (genus *Rana*) recorded from the literatures and online databases of amphibians: AmphibiaWeb (<https://amphibiaweb.org>) and AmphibiaChina (<https://www.amphibiachina.org/>). The boxes coloured in grey and marked with symbol (+) indicate the presence of the character in the species and the colourless boxes marked with symbol (–) indicate the absence of the character in the species, OR, the absence of definitive information but matching with at least a few individuals of the species. The symbol (?) indicate the lack of information about the specific morphological character. Coloration outside of the breeding season is not specified as the trade is limited to the breeding season when body condition makes frogs more suitable for human consumption. The comparison of morphological characters and classifications of *Rana* into clades I, II and III in the table are adapted from the operational taxonomic units (OTU) based on the 16S rRNA phylogeny of Othman et al. (2022), where *R. chensinensis* matches with OTU 7 and *R. taihangensis* matches with OTU 1 and 2, following Shen et al. (2022).

Body part	Key morphological character	Clade I		Clade II		Clade III				Source	Type of morphological character
		<i>Rana coreana</i>	<i>Rana amurensis</i>	<i>Rana dybowskii</i>	<i>Rana uenoi</i>	<i>Rana chensinensis</i>	<i>Rana kukunoris</i>	<i>Rana huanrenensis</i>	<i>Rana taihangensis</i>		
	Greyish-yellow throat and chest during the breeding season (male)	–	–	–	–	+	–	+	+	Kim et al. (2002); Shen et al. (2022)	Meristic
		–	–	–	–	–	–	–	–		
											
	black dots densely distributed over flanks with greenish-yellow chest during the breeding season (female)	–	–	–	–	–	–	+	–	Kim et al. (2002)	Meristic
		–	–	–	–	–	–	–	–		
											
	Reddish-yellow throat and chest during the breeding season (female)	–	–	+	+	–	–	–	–	Kim et al. (2002)	Meristic
		–	–			–	–	–	–		
Dorsal fold	Narrow dorsal fold, joining the temporal fold above the tympanic membrane, then folding to the midline	–	–	–	–	–	–	+	–	AmphibiaChina (2022)	Meristic
		–	–	–	–	–	–	–	–		
											

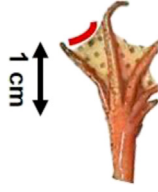
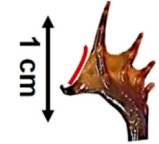
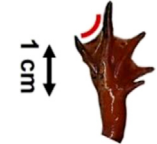


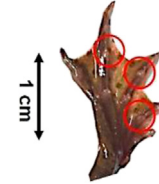

(Continued on following page)

TABLE 1 (Continued) Identification key and comparison of 40 morphological characters between eight species of northeastern Asian brown frogs (genus *Rana*) recorded from the literatures and online databases of amphibians: AmphibiaWeb (<https://amphibiaweb.org>) and AmphibiaChina (<https://www.amphibiachina.org/>). The boxes coloured in grey and marked with symbol (+) indicate the presence of the character in the species and the colourless boxes marked with symbol (–) indicate the absence of the character in the species, OR, the absence of definitive information but matching with at least a few individuals of the species. The symbol (?) indicate the lack of information about the specific morphological character. Coloration outside of the breeding season is not specified as the trade is limited to the breeding season when body condition makes frogs more suitable for human consumption. The comparison of morphological characters and classifications of *Rana* into clades I, II and III in the table are adapted from the operational taxonomic units (OTU) based on the 16S rRNA phylogeny of Othman et al. (2022), where *R. chensinensis* matches with OTU 7 and *R. taihangensis* matches with OTU 1 and 2, following Shen et al. (2022).

Body part	Key morphological character	Clade I		Clade II		Clade III				Source	Type of morphological character
		<i>Rana coreana</i>	<i>Rana amurensis</i>	<i>Rana dybowskii</i>	<i>Rana uenoi</i>	<i>Rana chensinensis</i>	<i>Rana kukunoris</i>	<i>Rana huanrenensis</i>	<i>Rana taihangensis</i>		
	Dorsal folds are not straight lines and disconnect	–	–	–	–	+	–	–	+	AmphibiaChina (2022); Shen et al. (2022)	Meristic
		–	–	–	–		–	–			
Feet and toes	Half webbed and underdeveloped toes	+	–	–	–	–	–	–	–	Song et al. (2006); Zhao et al. (2017); Othman et al. (2022); AmphibiaChina (2022)	Morphometric
			–	–	–	–	–	–	–		
	Toes are moderately webbed, with moderate angle of webbing between first and second toes	–	+	–	–	–	–	–	–	Othman et al. (2022)	Morphometric
		–		–	–	–	–	–	–		

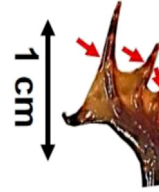


(Continued on following page)

TABLE 1 (Continued) Identification key and comparison of 40 morphological characters between eight species of northeastern Asian brown frogs (genus *Rana*) recorded from the literatures and online databases of amphibians: AmphibiaWeb (<https://amphibiaweb.org>) and AmphibiaChina (<https://www.amphibiachina.org/>). The boxes coloured in grey and marked with symbol (+) indicate the presence of the character in the species and the colourless boxes marked with symbol (–) indicate the absence of the character in the species, OR, the absence of definitive information but matching with at least a few individuals of the species. The symbol (?) indicate the lack of information about the specific morphological character. Coloration outside of the breeding season is not specified as the trade is limited to the breeding season when body condition makes frogs more suitable for human consumption. The comparison of morphological characters and classifications of *Rana* into clades I, II and III in the table are adapted from the operational taxonomic units (OTU) based on the 16S rRNA phylogeny of **Othman et al. (2022)**, where *R. chensinensis* matches with OTU 7 and *R. taihangensis* matches with OTU 1 and 2, following **Shen et al. (2022)**.

Body part	Key morphological character	Clade I		Clade II		Clade III				Source	Type of morphological character
		<i>Rana coreana</i>	<i>Rana amurensis</i>	<i>Rana dybowskii</i>	<i>Rana uenoi</i>	<i>Rana chensinensis</i>	<i>Rana kukunoris</i>	<i>Rana huanrenensis</i>	<i>Rana taihangensis</i>		
Feet and toes	Blunt toe tips without disk, and moderately webbed	–	–	–	+	–	–	–	–	Matsui (2014)	Meristic and morphometric
	Visible and developed toe-webbing, with wide angle of webbing between first and second toes	–	–	+	–	+	+	+	+	Othman et al. (2022); Shen et al. (2022)	Morphometric and meristic
											
Subarticular tubercles are visible on toes	–	–	–	–	+	–	+	+	AmphibiaChina (2022)	–	
Feet and toes	Absence of outer metatarsal tubercle	–	–	+	–	–	–	–	–	Matsui (1991)	Meristic and morphometric
											




(Continued on following page)

TABLE 1 (Continued) Identification key and comparison of 40 morphological characters between eight species of northeastern Asian brown frogs (genus *Rana*) recorded from the literatures and online databases of amphibians: AmphibiaWeb (<https://amphibiaweb.org>) and AmphibiaChina (<https://www.amphibiachina.org/>). The boxes coloured in grey and marked with symbol (+) indicate the presence of the character in the species and the colourless boxes marked with symbol (–) indicate the absence of the character in the species, OR, the absence of definitive information but matching with at least a few individuals of the species. The symbol (?) indicate the lack of information about the specific morphological character. Coloration outside of the breeding season is not specified as the trade is limited to the breeding season when body condition makes frogs more suitable for human consumption. The comparison of morphological characters and classifications of *Rana* into clades I, II and III in the table are adapted from the operational taxonomic units (OTU) based on the 16S rRNA phylogeny of Othman et al. (2022), where *R. chensinensis* matches with OTU 7 and *R. taihangensis* matches with OTU 1 and 2, following Shen et al. (2022).

Body part	Key morphological character	Clade I		Clade II		Clade III				Source	Type of morphological character
		<i>Rana coreana</i>	<i>Rana amurensis</i>	<i>Rana dybowskii</i>	<i>Rana uenoi</i>	<i>Rana chensinensis</i>	<i>Rana kukunoris</i>	<i>Rana huanrenensis</i>	<i>Rana taihangensis</i>		
	Webbing of second, third and fourth toes are just slightly exceeding the line connecting the second joints of each toe	–	–	–	–	+	–	–	–	AmphibiaChina (2022); Shen et al. (2022)	Meristic and Morphometric
											
	Presence of four or less than four dark bars on tibia	–	–	+	+	–	–	–	?	Matsui (1991)	Meristic
		–	–			–	–	–	–		
	Female tibiotarsal articulation of adpressed limb reaching the point between anterior corner of eye and nostril	–	–	–	+	–	–	–	?	Matsui (2014)	Morphometric
	Male tibiotarsal articulation reaching the point between nostril and tip of snout	–	–	–	+	–	–	–	?		
	Female tibiotarsal articulation reaching the anterior corner of eye	–	–	+	–	–	–	–	?		
	Male tibiotarsal articulation joint reaching the point between anterior corner of eye and nostril	–	–	+	–	–	–	–	?		
	Male tibiotarsal articulation joint reaching the tip of the snout	–	–	+	–	+	–	–	?	Matsui (1991); Wang et al. (2017)	Morphometric
	Female tibiotarsal articulation joint is not reaching nostril	–	–	–	–	+	–	–	?	Matsui et al. (1993); Wang et al. (2017)	Morphometric

(Continued on following page)

TABLE 1 (Continued) Identification key and comparison of 40 morphological characters between eight species of northeastern Asian brown frogs (genus *Rana*) recorded from the literatures and online databases of amphibians: AmphibiaWeb (<https://amphibiaweb.org>) and AmphibiaChina (<https://www.amphibiachina.org/>). The boxes coloured in grey and marked with symbol (+) indicate the presence of the character in the species and the colourless boxes marked with symbol (–) indicate the absence of the character in the species, OR, the absence of definitive information but matching with at least a few individuals of the species. The symbol (?) indicate the lack of information about the specific morphological character. Coloration outside of the breeding season is not specified as the trade is limited to the breeding season when body condition makes frogs more suitable for human consumption. The comparison of morphological characters and classifications of *Rana* into clades I, II and III in the table are adapted from the operational taxonomic units (OTU) based on the 16S rRNA phylogeny of Othman et al. (2022), where *R. chensinensis* matches with OTU 7 and *R. taihangensis* matches with OTU 1 and 2, following Shen et al. (2022).

Body part	Key morphological character	Clade I		Clade II		Clade III				Source	Type of morphological character	
		<i>Rana coreana</i>	<i>Rana amurensis</i>	<i>Rana dybowskii</i>	<i>Rana uenoi</i>	<i>Rana chensinensis</i>	<i>Rana kukunoris</i>	<i>Rana huanrenensis</i>	<i>Rana taihangensis</i>			
	Female tibiotarsal articulation joint reaching the edge of eyes to snout	–	–	+	–	–	–	–	–	?	Matsui (1991)	Morphometric
Hind to palm	Lengthy forearm (from base of outer palmer tubercle to tip of third finger)	–	–	–	–	–	+	–	–	?	Leung et al. (2021)	Morphometric
												
Blunt and round finger's end with visible palmar tubercles		–	–	–	+	–	–	+	+	AmphibiaChina (2022); Shen et al. (2022)	Meristic	
												
Blunt and round finger's end with few visible palmar tubercles		–	–	+	–	+	?	–	–	AmphibiaChina (2022)	Meristic	
												
Blunt and round finger's end with visible tumour located under the base of palm		?	?	+	?	?	?	?	?	AmphibiaChina (2022)	Meristic	
												

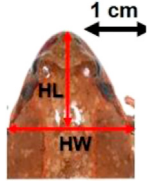


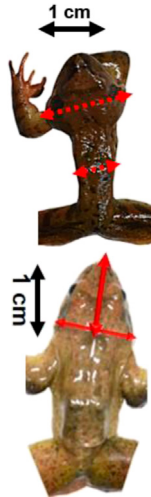
(Continued on following page)

TABLE 1 (Continued) Identification key and comparison of 40 morphological characters between eight species of northeastern Asian brown frogs (genus *Rana*) recorded from the literatures and online databases of amphibians: AmphibiaWeb (<https://amphibiaweb.org>) and AmphibiaChina (<https://www.amphibiachina.org/>). The boxes coloured in grey and marked with symbol (+) indicate the presence of the character in the species and the colourless boxes marked with symbol (–) indicate the absence of the character in the species, OR, the absence of definitive information but matching with at least a few individuals of the species. The symbol (?) indicate the lack of information about the specific morphological character. Coloration outside of the breeding season is not specified as the trade is limited to the breeding season when body condition makes frogs more suitable for human consumption. The comparison of morphological characters and classifications of *Rana* into clades I, II and III in the table are adapted from the operational taxonomic units (OTU) based on the 16S rRNA phylogeny of Othman et al. (2022), where *R. chensinensis* matches with OTU 7 and *R. taihangensis* matches with OTU 1 and 2, following Shen et al. (2022).

Body part	Key morphological character	Clade I		Clade II		Clade III				Source	Type of morphological character	
		<i>Rana coreana</i>	<i>Rana amurensis</i>	<i>Rana dybowskii</i>	<i>Rana uenoi</i>	<i>Rana chensinensis</i>	<i>Rana kukunoris</i>	<i>Rana huanrenensis</i>	<i>Rana taihangensis</i>			
	Blunt and round finger's end, but with thin distal phalans	+	–	–	–	–	–	–	–	–	AmphibiaChina (2022)	Meristic
			–	–	–	–	–	–	–	–		
	Lengthy hind limb (sum of thigh, tibia tarsus and foot length)	–	–	–	+	–	+	–	–	–	Leung et al. (2021); Shen et al. (2022)	Morphometric
	 	–	–	–		–		–	–	–		
Head	A continuous white line along the upper lip	+	+	–	–	–	–	–	–	–	AmphibiaWeb (2022)	Meristic
	 			–	–	–	–	–	–	–		
	Flat and slender head (head width = head length)	+	+	–	–	–	–	–	–	–	AmphibiaChina (2022)	Meristic
	 			–	–	–	–	–	–	–		







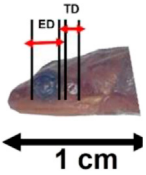
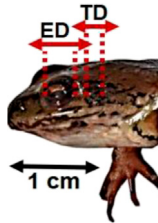
(Continued on following page)

TABLE 1 (Continued) Identification key and comparison of 40 morphological characters between eight species of northeastern Asian brown frogs (genus *Rana*) recorded from the literatures and online databases of amphibians: AmphibiaWeb (<https://amphibiaweb.org>) and AmphibiaChina (<https://www.amphibiachina.org/>). The boxes coloured in grey and marked with symbol (+) indicate the presence of the character in the species and the colourless boxes marked with symbol (–) indicate the absence of the character in the species, OR, the absence of definitive information but matching with at least a few individuals of the species. The symbol (?) indicate the lack of information about the specific morphological character. Coloration outside of the breeding season is not specified as the trade is limited to the breeding season when body condition makes frogs more suitable for human consumption. The comparison of morphological characters and classifications of *Rana* into clades I, II and III in the table are adapted from the operational taxonomic units (OTU) based on the 16S rRNA phylogeny of Othman et al. (2022), where *R. chensinensis* matches with OTU 7 and *R. taihangensis* matches with OTU 1 and 2, following Shen et al. (2022).

Body part	Key morphological character	Clade I		Clade II		Clade III			Source	Type of morphological character	
		<i>Rana coreana</i>	<i>Rana amurensis</i>	<i>Rana dybowskii</i>	<i>Rana uenoi</i>	<i>Rana chensinensis</i>	<i>Rana kukunoris</i>	<i>Rana huanrenensis</i>			<i>Rana taihangensis</i>
	Flat, wide and short head (head width > head length)	-	-	+	-	-	+	+	-	AmphibiaChina (2022)	Morphometric
		-	-		-	-			-		
	Flat, wide and lengthy head (head length > head width) and sometimes elongated but with stretched head	?	?	?	?	+	?	?	?	Matsui et al. (1993); AmphibiaChina (2022)	Morphometric
		-	-	-	-		-	-	-		
	Visible internal vocal sacs (male)	-	-	+	+	-	-	-	-	Kim et al. (2002); Matsui (2014)	Meristic
	Lack of vocal sacs (male)	+	+	-	-	-	-	+	-	Kim et al. (2002)	Meristic



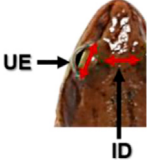

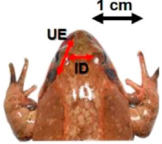
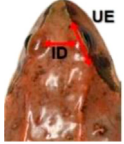

(Continued on following page)

TABLE 1 (Continued) Identification key and comparison of 40 morphological characters between eight species of northeastern Asian brown frogs (genus *Rana*) recorded from the literatures and online databases of amphibians: AmphibiaWeb (<https://amphibiaweb.org>) and AmphibiaChina (<https://www.amphibiachina.org/>). The boxes coloured in grey and marked with symbol (+) indicate the presence of the character in the species and the colourless boxes marked with symbol (–) indicate the absence of the character in the species, OR, the absence of definitive information but matching with at least a few individuals of the species. The symbol (?) indicate the lack of information about the specific morphological character. Coloration outside of the breeding season is not specified as the trade is limited to the breeding season when body condition makes frogs more suitable for human consumption. The comparison of morphological characters and classifications of *Rana* into clades I, II and III in the table are adapted from the operational taxonomic units (OTU) based on the 16S rRNA phylogeny of Othman et al. (2022), where *R. chensinensis* matches with OTU 7 and *R. taihangensis* matches with OTU 1 and 2, following Shen et al. (2022).

Body part	Key morphological character	Clade I		Clade II		Clade III				Source	Type of morphological character
		<i>Rana coreana</i>	<i>Rana amurensis</i>	<i>Rana dybowskii</i>	<i>Rana uenoi</i>	<i>Rana chensinensis</i>	<i>Rana kukunoris</i>	<i>Rana huanrenensis</i>	<i>Rana taihangensis</i>		
	Inverted V-shaped black glandular ridge in scapular region	–	–	–	–	+	–	+	+	Wang et al. (2017); Shen et al. (2022)	Meristic
		–	–	–	–	–	–	–			
Tympanum	Black mask covering the tympanum	–	–	–	+	–	–	+	–	Matsui (2014)	Meristic
		–	–	–		–	–		–		
	Visible tympanum with brownish mask cover	–	–	+	–	+	–	–	+	–	–
		–	–		–		–	–		–	–
	Round tympanum with size that is half of the diameter of eye	+	–	–	–	+	–	–	+	AmphibiaChina (2022)	Morphometric
			–	–	–		–	–	–		

(Continued on following page)

TABLE 1 (Continued) Identification key and comparison of 40 morphological characters between eight species of northeastern Asian brown frogs (genus *Rana*) recorded from the literatures and online databases of amphibians: AmphibiaWeb (<https://amphibiaweb.org>) and AmphibiaChina (<https://www.amphibiachina.org/>). The boxes coloured in grey and marked with symbol (+) indicate the presence of the character in the species and the colourless boxes marked with symbol (–) indicate the absence of the character in the species, OR, the absence of definitive information but matching with at least a few individuals of the species. The symbol (?) indicate the lack of information about the specific morphological character. Coloration outside of the breeding season is not specified as the trade is limited to the breeding season when body condition makes frogs more suitable for human consumption. The comparison of morphological characters and classifications of *Rana* into clades I, II and III in the table are adapted from the operational taxonomic units (OTU) based on the 16S rRNA phylogeny of Othman et al. (2022), where *R. chensinensis* matches with OTU 7 and *R. taihangensis* matches with OTU 1 and 2, following Shen et al. (2022).

Body part	Key morphological character	Clade I		Clade II		Clade III				Source	Type of morphological character	
		<i>Rana coreana</i>	<i>Rana amurensis</i>	<i>Rana dybowskii</i>	<i>Rana uenoi</i>	<i>Rana chensinensis</i>	<i>Rana kukunoris</i>	<i>Rana huanrenensis</i>	<i>Rana taihangensis</i>			
	Dorsolateral fold curved above the tympanum	+	+	–	–	–	+	+	–	Wang et al. (2017)	Meristic	
												
Eyes	Interorbital distances are comparable with the width of upper eyelid	–	–	–	–	–	–	+	–	Matsui (2014)	Morphometric	
												
	The diameter of upper eyelid is larger than the interorbital distance	–	+	+	–	–	+	–	–	Matsui (2014)	Morphometric	
												
	interorbital distance (IOD) less than intermarial distance (IND) and the width of upper eyelid	?	?	?	?	–	–	–	+	Shen et al. (2022)	Morphometric	
												
Mouth cavity	Present of upper white rictal gland	+	+	–	–	–	–	–	–	?	Zhao et al. (2017)	Meristic
	A large teeth series but 3-4 teeth numbers, and teeth at centre are posterior to the "line"	–	–	+	–	–	–	–	–	?	Matsui (1991)	Meristic

*Glossary: dorsolateral folds (DF), upper eye (UE), inter-orbital distance (ID), distal phalanx (DP); eye diameter (ED); tympanum diameter (TD), head width (HW), head length (HL). = = = = =

offices, and especially for the Korea Customs Service, which is in charge of controlling the trade (see identification key in Table 1).

4 Conclusion

Several non-native *Rana* species have been traded towards the Republic of Korea over the past decades. The trade was conducted legally. However, trade followed regulations that failed to incorporate current advances in taxonomy. Although the establishment of alien *Rana* populations in the Republic of Korea has not been confirmed, factors which could potentially result in such establishments have been brought together. It is therefore important to monitor *Rana* populations with molecular tools around establishments selling frogs to clarify their native status, as well as to monitor the presence of pathogens. In addition, to avoid the establishment of such alien populations and associated pathogens, it is important to ban the trade of non-native species entirely for human consumption. If the trade of native species has to be maintained, it should be limited to processed products, linked to verifiable data informing on the origin of the animals and results of disease screening, so that the risk of establishment of alien populations is nullified. The species of principal focus are *R. dybowskii*, *R. amurensis*, *R. chensinensis*, *R. taihangensis* and *R. kukunoris*, although further analyses to provide a clearer definition of taxonomy and conservation units are also needed.

Author contributions

The ideas were developed, and the manuscript drafted by AB, MR, NB and SO. All other authors provided constructive feedback and revised the manuscript.

Funding

This work was supported by the Foreign Youth Talent Program (QN2021014013L) from the Ministry of Science and Technology to AB.

References

- Amphibiachina (2022). *The database of Chinese amphibians*. Kunming, China: Kunming Institute of Zoology. [Online]. Available at: <http://www.amphibiachina.org>. [Accessed 02 September 2022].
- Amphibiaweb (2022). *Amphibiaweb*. Berkeley, CA, USA: University of California. Available at: <https://amphibiaweb.org>.
- Andersen, D., Litvinchuk, S. N., Jang, H. J., Jiang, J., Koo, K. S., Maslova, I., et al. (2022). Incorporation of latitude-adjusted bioclimatic variables increases accuracy in species distribution models. *Ecol. Model.* 469, 109986. doi:10.1016/j.ecolmodel.2022.109986
- Bae, Y., Park, J., Othman, S. N., Jang, Y., and Borzée, A. (2022). Record of invasive *Rana huanrenensis* fei, ye, and huang, 1990 and *Pelophylax nigromaculatus* (hallowell, 1861) on ulleung island, republic of Korea. *Bioinvasions Rec.* 11, 278–286. doi:10.3391/bir.2022.11.1.28
- Bataille, A., Fong, J. J., Cha, M., Wogan, G. O., Baek, H. J., Lee, H., et al. (2013). Genetic evidence for a high diversity and wide distribution of endemic strains of the pathogenic chytrid fungus *Batrachochytrium dendrobatidis* in wild Asian amphibians. *Mol. Ecol.* 22, 4196–4209. doi:10.1111/mec.12385
- Bezerra-Santos, M. A., Mendoza-Roldan, J. A., Thompson, R. A., Dantas-Torres, F., and Otranto, D. (2021). Illegal wildlife trade: A gateway to zoonotic infectious diseases. *Trends Parasitol.* 37, 181–184. doi:10.1016/j.pt.2020.12.005
- Borzée, A., Kosch, T. A., Kim, M., and Jang, Y. (2017). Introduced bullfrogs are associated with increased *Batrachochytrium dendrobatidis* prevalence and reduced occurrence of Korean treefrogs. *PLoS One* 12, e0177860. doi:10.1371/journal.pone.0177860
- Borzée, A., Kwon, S., Kyo Soung, K., and Jang, Y. (2020). Policy recommendation on the restriction on amphibian trade toward the Republic of Korea. *Front. Environ. Sci.* 8, 129. doi:10.3389/fenvs.2020.00129
- Borzée, A., Litvinchuk, S. N., Ri, K., Andersen, D., Nam, T. Y., Jon, G. H., et al. (2021). Update on distribution and conservation status of amphibians in the democratic People's republic of Korea: Conclusions based on field surveys, environmental modelling, molecular analyses and call properties. *Animals* 11, 2057. doi:10.3390/ani11072057
- Buckley, Y. M., and Catford, J. (2016). Does the biogeographic origin of species matter? Ecological effects of native and non-native species and the use of origin to guide management. *J. Ecol.* 104, 4–17. doi:10.1111/1365-2745.12501
- Coulter, A. A., Brey, M. K., Lamer, J. T., Whitedge, G. W., and Garvey, J. E. (2020). Early generation hybrids may drive range expansion of two invasive fishes. *Freshw. Biol.* 65, 716–730. doi:10.1111/fwb.13461
- Falasci, M., Melotto, A., Manenti, R., and Ficetola, G. F. (2020). Invasive species and amphibian Conservation. *Herpetologica* 76, 216–227. doi:10.1655/0018-0831-76.2.216

Acknowledgments

We are grateful to Hyuntae Kim and Anna Ryazanova for the use of their photographs. This policy recommendation is also supported by Hankyu Kim and Irina Maslova. Maslova also mentioned residents of Primorsky Krai, Russia catching *Rana amurensis* on the west coast of Lake Khanka, following the poaching and purchase of *Rana dybowskii* in Vladivostok by representatives of *Rana* farms located in China. However, the representatives did not purchase *R. amurensis*, likely due to their smaller size, and the frogs were released in the vicinity of Vladivostok, 300 km away from their point of capture. One of the reviewers kindly provided a link for an English version of China's regulation of wildlife export: https://sherloc.unodc.org/cld/en/legislation/chn/regulations_of_the_peoples_republic_of_china_on_administration_of_import_and_export_of_endangered_wild_animals_and_plants/regulations_of_the_peoples_republic_of_china_on_administration_of_import_and_export_of_endangered_wild_animal.html.

Conflict of interest

The authors declare that the research was conducted in the absence of any commercial or financial relationships that could be construed as a potential conflict of interest.

Publisher's note

All claims expressed in this article are solely those of the authors and do not necessarily represent those of their affiliated organizations, or those of the publisher, the editors and the reviewers. Any product that may be evaluated in this article, or claim that may be made by its manufacturer, is not guaranteed or endorsed by the publisher.

- Fong, J. J., Cheng, T. L., Bataille, A., Pessier, A. P., Waldman, B. S., and Vredenburg, V. T. (2015). Early 1900s detection of *Batrachochytrium dendrobatidis* in Korean Amphibians. *PLoS One* 10, e0115656. doi:10.1371/journal.pone.0115656
- Green, D. M., Lannoo, M. J., Lesbarrères, D., and Muths, E. (2020). Amphibian population declines: 30 years of progress in confronting a complex problem. *Herpetologica* 76, 97–100. doi:10.1655/0018-0831-76.2.97
- Groffen, J., Kong, S., Jang, Y., and Borzée, A. (2019). The invasive American bullfrog (*Lithobates catesbeianus*) in the republic of Korea: History and recommendation for population control. *Manag. Biol. Invasions* 10, 517–535. doi:10.3391/mbi.2019.10.3.08
- Jeon, J. Y., Cho, S., Suk, H. Y., Lee, C. H., Borzée, A., Song, J. Y., et al. (2021). Resolving the taxonomic equivocity and the population genetic structure of *Rana uenoi* insight into dispersal and demographic history. *Salamandra* 57, 529–540.
- Jo, A., Son, S., and Kim, D. (2022). Using import data to predict the potential of introduction of alert alien species to South Korea. *Diversity* 14, 910. doi:10.3390/d14110910
- Kahrs, D. (2006). American bullfrog eradication in Sycamore Canyon, Arizona, a natural open aquatic system. *Son. Herpetol.* 19, 74–77.
- Kamoroff, C., Daniele, N., Grasso, R. L., Rising, R., Espinoza, T., and Goldberg, C. S. (2020). Effective removal of the American bullfrog (*Lithobates catesbeianus*) on a landscape level: Long term monitoring and removal efforts in yosemite valley, yosemite national Park. *Biol. Invasions* 22, 617–626. doi:10.1007/s10530-019-02116-4
- Kang, S., and Phipps, M. (2003). *A question of attitude: South Korea's traditional medicine practitioners and wildlife conservation*. Hong Kong: SAR: TRAFFIC East Asia.
- Kim, J.-B., Min, M.-S., Yang, S.-Y., and Matsui, M. (2002). Genetic relationships among Korean Brown frog species (Anura, Ranidae), with special reference to evolutionary divergences between two allied species *Rana dybowskii* and *R. Huanrenensis*. *Zool. Sci.* 19, 369–382. doi:10.2108/zsj.19.369
- Koo, K. S., Park, H. R., Choi, J. H., and Sung, H. C. (2020). Present status of non-native Amphibians and reptiles traded in Korean online pet shop. *Korean J. Environ. Ecol.* 3, 106–114. doi:10.13047/kjee.2020.34.2.106
- Korean Law Information Center (2021). *Enforcement decree of the aquatic organism disease control act*. Seoul, Republic of Korea: Partial Amendment. Presidential Decree No. 31440, 09 February 2021.
- Kraus, F. (2015). Impacts from invasive reptiles and amphibians. *Annu. Rev. Ecol. Syst.* 46, 75–97. doi:10.1146/annurev-ecolsys-112414-054450
- Kwon, S., Park, J., Choi, W.-J., Koo, K.-S., Lee, J.-G., and Park, D.-S. (2017). First case of ranavirus-associated mass mortality in a natural population of the Huanren frog (*Rana huanrenensis*) tadpoles in South Korea. *Anim. Cells Syst.* 21, 358–364. doi:10.1080/19768354.2017.1376706
- Leung, K. W., Yang, S., Wang, X., Tang, K., and Hu, J. (2021). Ecogeographical adaptation revisited: Morphological variations in the plateau Brown frog along an elevation gradient on the qinghai–Tibetan plateau. *Biology* 10, 1081. doi:10.3390/biology10111081
- Luque, G. M., Bellard, C., Bertelsmeier, C., Bonnaud, E., Genovesi, P., Simberloff, D., et al. (2014). The 100th of the world's worst invasive alien species. *Biol. Invasions* 16, 981–985. doi:10.1007/s10530-013-0561-5
- Matsui, M., Wu, G.-F., and Song, M.-T. (1993). Morphometric comparisons of *Rana chensinensis* from shaanxi with three Japanese Brown frogs (genus *Rana*). *Jpn. J. Herpetol.* 15, 29–36. doi:10.5358/hsj1972.15.1_29
- Matsui, M. (1991). Original description of the Brown frog from hokkaido, Japan (genus *Rana*). *J. Herpetol.* 14, 63–78. doi:10.5358/hsj1972.14.2_63
- Matsui, M. (2014). Description of a new Brown frog from Tsushima island, Japan (Anura: Ranidae: *Rana*). *Zool. Sci.* 31, 613–620. doi:10.2108/zs140080
- Mori, T., Yanagisawa, Y., Kitani, Y., Sugiyama, M., Kishida, O., and Nishimura, K. (2015). Gene expression profiles in *Rana pirica* tadpoles following exposure to a predation threat. *BMC Genom* 16, 258. doi:10.1186/s12864-015-1389-4
- Nature Conservation Bureau (2018). *The Republic of Korea's Fourth national biodiversity Strategy 2019 – 2023*. Republic of Korea: Ministry of Environment.
- Oh, H., and Hong, C. (2007). Current conditions of habitat for *Rana catesbeiana* and *Trachemys scripta elegans* imported to Jeju, including proposed management plans. *Korean J. Environ. Ecol.* 21, 311–317.
- Othman, S. N., Shin, Y., Kim, H.-T., Chuang, M.-F., Bae, Y., Hoti, J., et al. (2022). Evaluating the efficiency of popular species identification analytical methods, and integrative workflow using morphometry and barcoding bioinformatics for taxonomy and origin of traded cryptic Brown frogs. *Glob. Ecol. Conserv.* 38, e02253. doi:10.1016/j.gecco.2022.e02253
- Park, I.-K., Koo, K.-S., Moon, K.-Y., Lee, J.-G., and Park, D. (2017). PCR detection of ranavirus from dead *Kaloula borealis* and sick *Hyla japonica* tadpoles in the wild. *Korean J. Herpetol.* 8, 10–14.
- Parris, M. J. (2000). Experimental analysis of hybridization in leopard frogs (Anura: Ranidae): Larval performance in desiccating environments. *Copeia* 1, 11–19. doi:10.1643/0045-8511(2000)2000[0011:EAOHIL]2.0.CO;2
- Parris, M. J. (2004). Hybrid response to pathogen infection in interspecific crosses between two amphibian species (Anura: Ranidae). *Evol. Ecol. Res.* 6, 457–471.
- Podnar, M., Bruvo Mađarić, B., and Mayer, W. (2014). Non-concordant phylogeographical patterns of three widely codistributed endemic Western Balkans lacertid lizards (Reptilia, Lacertidae) shaped by specific habitat requirements and different responses to Pleistocene climatic oscillations. *J. Zool. Syst. Evol. Res.* 52, 119–129. doi:10.1111/jzs.12056
- Pullin, A. S., Baldi, A., Can, O. E., Dieterich, M., Kati, V., Livoreil, B., et al. (2009). Conservation focus on europe: Major conservation policy issues that need to be informed by conservation science. *Conserv. Biol.* 23, 818–824. doi:10.1111/j.1523-1739.2009.01283.x
- Roh, N., Park, J., Kim, J., Kwon, H., and Park, D. (2022). Prevalence of *Ranavirus* infection in three anuran species across South Korea. *Viruses* 14, 1073. doi:10.3390/v14051073
- Sarashina, M., and Yoshida, T. (2015). Predation impacts of four invasive frogs in Hokkaido, Japan, assessed by an index of relative importance. *Jpn. J. Conserv. Ecol.* 26, 15–26.
- Shen, H., Xu, M., Yang, X., Chen, Z., Xiao, N., and Chen, X. (2022). A new Brown frog of the genus *Rana* (Anura, Ranidae) from North China, with a taxonomic revision of the *R. chensinensis* species group. *Asian Herpetol. Res.* 13, 145–158. doi:10.16373/j.cnki.ahr.210062
- Simberloff, D. (2003). Eradication—Preventing invasions at the outset. *Weed Sci.* 51, 247–253. doi:10.1614/0043-1745(2003)051[0247:EPIATO]2.0.CO;2
- Son, S. H., Jo, A.-R., and Kim, D. E. (2021). Current status of alert alien species management for the establishment of proactive management systems in Korea. *J. Ecol. Environ.* 45, 26. doi:10.1186/s41610-021-00204-y
- Song, J.-Y., Matsui, M., Chung, K.-H., Oh, H.-S., and Zhao, W. (2006). Distinct specific status of the Korean Brown frog, *Rana amurensis coreana* (Amphibia: Ranidae). *Zool. Sci.* 23, 219–224. doi:10.2108/zsj.23.219
- Soto, I., Cuthbert, R. N., Kouba, A., Capinha, C., Turbelin, A., Hudgins, E. J., et al. (2022). Global economic costs of herpetofauna invasions. *Sci. Rep.* 12, 10829. doi:10.1038/s41598-022-15079-9
- Souviron-Priego, L., Muñoz, A. R., Olivero, J., Vargas, J. M., and Fa, J. E. (2018). The legal international wildlife trade favours invasive species establishment: The monk and ring-necked parakeets in Spain. *Ardeola* 65, 233–246. doi:10.13157/arla.65.2.2018.ra3
- Stockman, A. K., and Bond, J. E. (2007). Delimiting cohesion species: Extreme population structuring and the role of ecological interchangeability. *Mol. Ecol.* 16, 3374–3392. doi:10.1111/j.1365-294X.2007.03389.x
- Wang, C., Qian, L., Zhang, C., Guo, W., Pan, T., Wu, J., et al. (2017). A new species of *Rana* from the Dabie Mountains in eastern China (Anura, Ranidae). *Zookeys* 724, 135–153. doi:10.3897/zookeys.724.19383
- Zeisset, I., and Beebe, T. J. (2003). Population genetics of a successful invader: The marsh frog *Rana ridibunda* in britain. *Mol. Ecol.* 12, 639–646. doi:10.1046/j.1365-294X.2003.01775.x
- Zhao, H., Yang, J., Wang, C., Li, P., Murphy, R. W., Che, J., et al. (2017). A new species of the genus *Rana* from Henan, central China (Anura, Ranidae). *Zookeys* 108, 95–108. doi:10.3897/zookeys.694.12513