



OPEN ACCESS

EDITED BY
Yue Zhao,
Shanghai Jiao Tong University, China

REVIEWED BY
Xiaoxiao Li,
Tsinghua University, China
Junfeng Wang,
Nanjing University of Information
Science and Technology, China

*CORRESPONDENCE
Zhibin Wang,
wangzhibin@zju.edu.cn

SPECIALTY SECTION
This article was submitted to
Atmosphere and Climate,
a section of the journal
Frontiers in Environmental Science

RECEIVED 05 May 2022
ACCEPTED 20 July 2022
PUBLISHED 09 September 2022

CITATION
Zhang K, Xu Z, Gao J, Xu Z and Wang Z
(2022), Review of online measurement
techniques for chemical composition of
atmospheric clusters and sub-
20 nm particles.
Front. Environ. Sci. 10:937006.
doi: 10.3389/fenvs.2022.937006

COPYRIGHT
© 2022 Zhang, Xu, Gao, Xu and Wang.
This is an open-access article
distributed under the terms of the
[Creative Commons Attribution License
\(CC BY\)](https://creativecommons.org/licenses/by/4.0/). The use, distribution or
reproduction in other forums is
permitted, provided the original
author(s) and the copyright owner(s) are
credited and that the original
publication in this journal is cited, in
accordance with accepted academic
practice. No use, distribution or
reproduction is permitted which does
not comply with these terms.

Review of online measurement techniques for chemical composition of atmospheric clusters and sub-20 nm particles

Kewei Zhang¹, Zhengning Xu¹, Jian Gao¹, Zhuanghao Xu¹ and Zhibin Wang^{1,2,3*}

¹Zhejiang Provincial Key Laboratory of Organic Pollution Process and Control, College of Environmental and Resource Sciences, Zhejiang University, Hangzhou, China, ²ZJU-Hangzhou Global Scientific and Technological Innovation Center, Hangzhou, China, ³Key Laboratory of Environment Remediation and Ecological Health, Ministry of Education, Zhejiang University, Hangzhou, China

The chemical composition of aerosol particles is crucial to understanding their formation and evolution in the atmosphere. However, very limited information is available for the chemical composition of ultrafine particles, particularly for nanoclusters and newly formed particles, due to the lack of valid analytical methods. This work reviews the online measurement techniques for characterizing the chemical composition of atmospheric clusters and sub-20 nm particles. The commonly used instrumentations are divided into two categories: direct techniques based on mass spectrometry and indirect measurement techniques mainly relying on the physical properties (e.g., hygroscopicity and volatility). The advantages of these techniques are compared and their limitations in the lab and field application are summarized. The combination of direct and indirect techniques is discussed, and this may provide more comprehensive understanding of chemical information of atmospheric clusters and particles. We propose that the newly developing instrumentations are needed to improve the collection efficiency for direct techniques, or the chemical resolution for indirect techniques. Future development should focus on obtaining simultaneous measurements of particle physical and chemical properties, which can be helpful in improving the accuracy of modeling and the understanding of particle formation and evolution.

KEYWORDS

chemical composition, cluster, ultrafine particle, online measurement, new particle formation

1 Introduction

Atmospheric aerosols play a significant role in altering the atmospheric radiative balance by directly scattering the sunlight and indirectly participating in the cloud formation process (IPCC, 2013). New particle formation (NPF) is a major source of particle number concentration and contributes to around half of the cloud condensation

TABLE 1 Summary of nucleation mechanisms in field measurement.

Nucleation mechanism	Chemical composition	Location	Site type	References
Binary	H ₂ SO ₄ -H ₂ O	Mauna Loa	Mountain	Weber et al. (1999) ^a
Ternary	H ₂ SO ₄ -NH ₃ -H ₂ O	Jungfraujoch	Mountain	Bianchi et al. (2016)
		Queen Maud land	Arctic	Jokinen et al. (2018)
Amine involved	H ₂ SO ₄ -amine-H ₂ O	Shanghai	Urban	Yao et al. (2018)
		Beijing	Urban	Yin et al. (2021)
Organic acids involved	H ₂ SO ₄ -DMA-Diacids	Pingyuan	Rural	Fang et al. (2020)
HOMs involved	H ₂ SO ₄ -HOMs	Jungfraujoch	Mountain	Bianchi et al. (2016)
		Hyttiälä	Forest	Rose et al. (2018)
Iodine oxides	(I ₂ O ₃) _m (HIO ₃) _n	Mace Head	Coastal	Sipilä et al. (2016)

^aRefer to gaseous H₂SO₄.

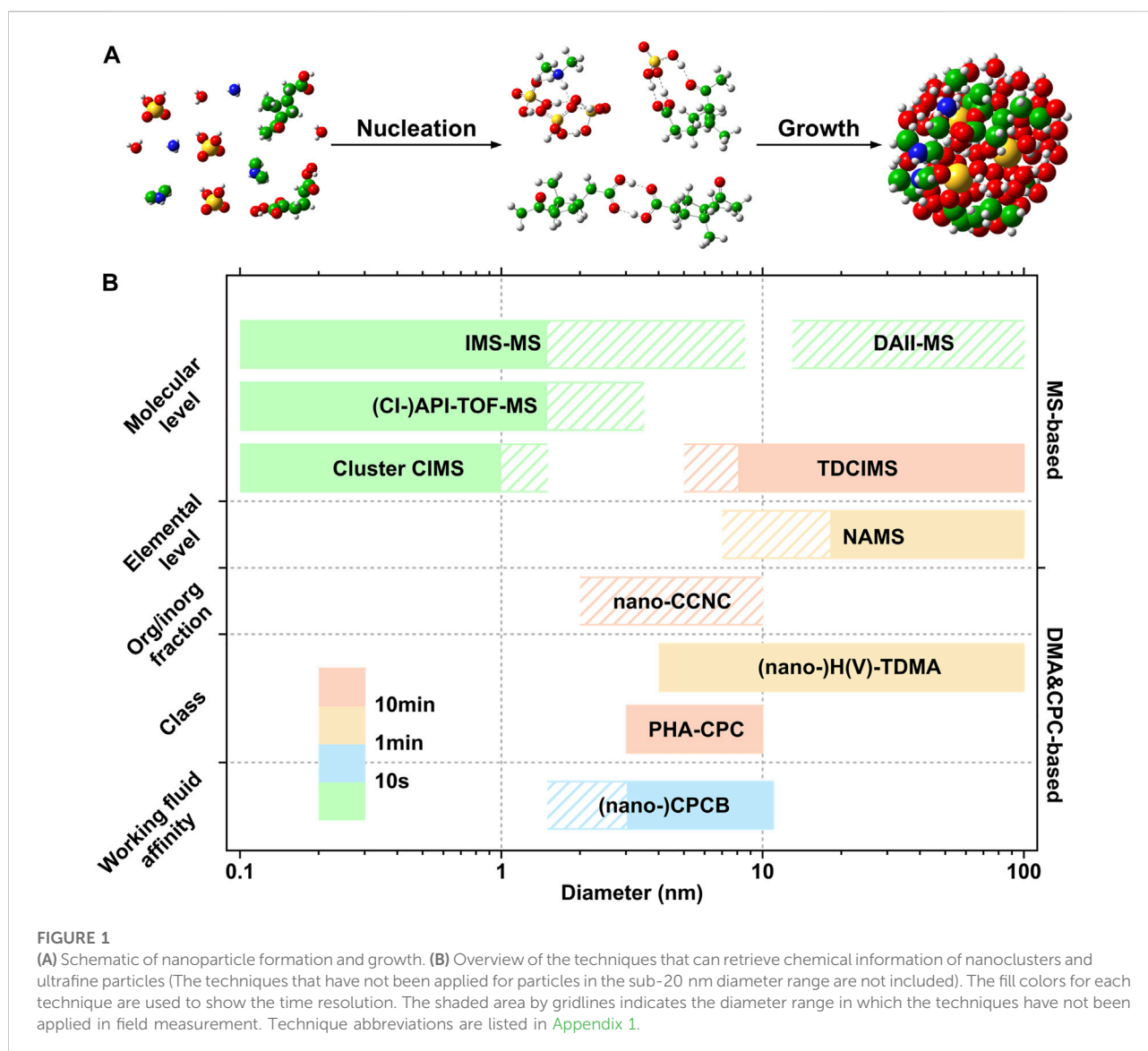


FIGURE 1

(A) Schematic of nanoparticle formation and growth. (B) Overview of the techniques that can retrieve chemical information of nanoclusters and ultrafine particles (The techniques that have not been applied for particles in the sub-20 nm diameter range are not included). The fill colors for each technique are used to show the time resolution. The shaded area by gridlines indicates the diameter range in which the techniques have not been applied in field measurement. Technique abbreviations are listed in Appendix 1.

nuclei (CCN) population (Merikanto et al., 2009; Merikanto et al., 2010; Wang et al., 2013; Gordon et al., 2017). Atmospheric clusters (molecular aggregates from nucleation with typical diameter around 1.5 nm) and nucleation mode particles are important for the understanding of atmospheric NPF events (Table 1; Kulmala et al., 2014; Kulmala et al., 2017; Wang et al., 2017; Lee et al., 2019). The sub-20 nm particles (nucleation mode) dominate the particle number concentration in most atmospheric conditions (Seinfeld and Pandis, 2016; Wang D. et al., 2020; Kontkanen et al., 2020). Besides, the primary emission sources, such as combustion processes, e.g., vehicular exhaust (Rönkkö et al., 2017; Rönkkö and Timonen, 2019; Cai et al., 2020; Guo et al., 2020), residential solid fuel combustion (Wang D. et al., 2020), also produce clusters and sub-20 nm particles. Chemical composition of atmospheric clusters and newly formed particles determine the physicochemical properties and behaviors of larger particles (Dusek et al., 2010). Therefore, it is crucial to understand the chemical features of aerosol particles, especially for the atmospheric clusters and sub-20 nm particles.

A number of techniques have been developed to analyze the chemical composition of clusters and nanoparticles in the lab and field measurements. Chen et al. (2020) and Peng et al. (2022) reviewed the analytical techniques which are mainly used to investigate new particle formation and growth mechanisms. Traditional techniques collect size-resolved samples by cascade impactors (e.g., NanoMOUDI with a lower size cutoff of 10 nm), which require an integration time of 3 h or more before the chemical identification by off-line analytical techniques (Makela et al., 2001; Geller et al., 2002; Tao et al., 2016). To obtain high time/detection resolution and avoid potential sample contamination, online methods based on the mass spectrometer (MS) were developed to detect gas precursors, molecular clusters, and nanoparticles. Although the direct online techniques could obtain chemical information in real-time, the measurements would be challenging in the diameter range of 3–10 nm. It is difficult to maintain sufficient ion concentration for the detection in MS. On one hand, particles in this diameter range have lower ionization efficiency compared with sub-3 nm particles/clusters. On the other hand, 3–10 nm particles are hard to separate through pretreatment part (e.g., aerodynamic lens) and the diameter classification would decrease the mass concentration. As summarized by Smith et al. (2021), significant challenges still exist for direct techniques in gapping the chemical composition measurement of clusters and nanoparticles.

The aerosol composition can influence some physical characteristics; hence it is reasonable to derive chemical information indirectly by measuring the physical properties (e.g., hygroscopicity and volatility). For the 3–10 nm particles, the number concentration is easily retrieved by the highly developed instruments,

e.g., Condensation Particle Counter (CPC). It is usually combined with Differential Mobility Analyzer (DMA) to measure the particle number size distribution. The fundamental principle of CPC enables the linkage to physical properties, based on which we can infer the chemical composition of atmospheric aerosol particles. Compared with the direct measurement techniques, the indirect techniques might not be suitable for species identification and quantification, but could still establish clear constraints on the chemical categories that may or may not be present (O'Dowd et al., 2002; Sakurai et al., 2005; Kim et al., 2016). Furthermore, the indirect techniques can cover the diameter range of 3–10 nm and provide size-resolved information because of the high number concentration. Based on the connection between physical properties and chemical composition, the bulk information obtained by indirect techniques are the dominating properties of the measured aerosol. It would be helpful to obtain both detailed chemical compositions and comparable physical properties by the combination of direct and indirect techniques.

Several recent reviews (Chen et al., 2020; Li et al., 2021a; Smith et al., 2021; Peng et al., 2022) have included the direct techniques as well as modelling method in detail for nucleation research. In this review, online measurement techniques for detecting the chemical composition of atmospheric clusters and sub-20 nm particles were divided into two categories: direct techniques based on MS and indirect techniques based on CPC and DMA. The basic principles, application, advantages and limitations of individual technique were discussed. We focused more on the indirect techniques which have not been discussed in detail in current reviews and compared the advantages and disadvantages of direct and indirect techniques. Finally, we proposed the outlook on the development of measurement techniques for the chemical composition of atmospheric clusters and sub-20 nm particles. Figure 1 summarized the characteristics of the techniques being discussed in the following sections.

2 Direct techniques based on mass spectrometry

Direct techniques for chemical composition measurement of nano cluster/particles mainly referred to MS-based approaches. As shown in Figure 1, current direct techniques cannot cover the whole size range from molecular cluster to sub-20 nm particles. One class of direct approaches could characterize molecular clusters/particles up to ~3 nm (e.g., cluster-CIMS, (CI-)API-TOF-MS, IMS-MS), while another (e.g., TDCIMS, NAMS, DAI-MS), could only detect particles down to ~10 nm which was limited by the difficulties in providing sufficient mass concentration for chemical analysis. In the following, the main direct techniques were reviewed based on their detectable size ranges.

2.1 Clusters

2.1.1 API-TOF

API-TOF consisted of a time-of-flight mass spectrometer (TOF) and an atmospheric pressure interface (API) (Junninen et al., 2010). It was capable of measuring the naturally charged ion clusters directly without extra ionization, which could protect the clusters from fragmentation during ionization process (Ortega et al., 2014). Compared with CI-API-TOF, larger clusters were measured by API-TOF in the urban atmosphere due to less fragmentation (Yin et al., 2021).

API-TOF was applied to measure the molecular composition of cluster ions involving ammonia (NH_3) (Kirkby et al., 2011), amine (Almeida et al., 2013), and biogenic oxidation organics (Riccobono et al., 2014) in sulfuric acid-water (H_2SO_4 - H_2O) system. The results suggested that involving the third species in ternary nucleation, such as amine and biogenic oxidation organics, could explain the discrepancy between the theoretical and observed nucleation rates in the atmosphere. Highly oxygenated molecules (HOMs) cluster ions generated from α -pinene ozonolysis in the absence of H_2SO_4 were also investigated by API-TOF, which supplemented that ion-induced nucleation of pure organic particles constitutes a potentially widespread source of nanoparticles in terrestrial environments with low H_2SO_4 concentration (Kirkby et al., 2016). API-TOF had also been applied for field measuring of naturally charged ions. In forestry areas, HSO_4 -containing cluster ions were dominant in the negative spectrum during daytime, whereas highly-oxidized organic ions were more important in the negative spectrum during night (Ehn et al., 2010; Ehn et al., 2012; Bianchi et al., 2017). In megacities, H_2SO_4 -amine was able to explain the observed nucleation (Yao et al., 2018), but the H_2SO_4 -base cluster ions suggested that there were insufficient amines to fully stabilize the grown H_2SO_4 clusters and other bases such as NH_3 would play an important role (Yin et al., 2021). The maximal mass for ambient clusters detected by API-TOF was 1,400 Da (Bianchi et al., 2017) and this range could be extended to 20 kDa in laboratory studies (Renzler et al., 2017), corresponding to the spherical equivalent diameters of ~ 1.5 and 3.5 nm respectively. Currently, the field applications of API-TOF mainly focus on forest sites, and the measurements in urban area need to be further conducted.

2.1.2 Cluster-CIMS/CI-API-TOF

Cluster Chemical Ionization Mass Spectrometer (Cluster-CIMS) was developed for detecting neutral molecular clusters in the atmosphere (Zhao et al., 2010). Neutral clusters were charged by the nitrate ions through proton transfer or adduct reactions. By changing the chemical

ionization reaction time, cluster ions formed from direct ionization and successive ion-molecule clustering processes could be distinguished.

Cluster-CIMS was firstly applied to measure H_2SO_4 -containing clusters. Field measurements showed it was capable of detecting clusters containing up to four H_2SO_4 , with a size up to ~ 1 nm (Jiang et al., 2011; Zhao et al., 2011). The detected size could be extended to ~ 1.5 nm during laboratory calibrations (Zhao et al., 2010). Cluster-CIMS was also deployed to investigate α -pinene ozonolysis products, and the results indicated these oxidation products could be classified into two categories, responsible for particle nucleation and initial growth, respectively (Zhao et al., 2013). However, the reported Cluster-CIMS adapted a quadrupole mass analyzer, which limited Cluster-CIMS at the unit mass resolution, hindering it for high resolution identification.

In order to detect neutral compounds, a designed CI source was integrated with API-TOF, transforming API-TOF to CI-API-TOF (Jokinen et al., 2012). In the CI source, reagent ions were generated by exposing to either a radiation source (Jokinen et al., 2012), an X-ray source (Massoli et al., 2018) or a corona discharge (Kürten et al., 2011), and then the neutral compounds were charged via proton transfer or addition reactions with resulted reagent ions in the reactor with different pressure.

In the laboratory experiments, CI-API-TOF was deployed to illustrate the molecular composition of neutral clusters such as $(\text{H}_2\text{SO}_4)_n$ (Jokinen et al., 2012), H_2SO_4 -amine (Kürten et al., 2014; Lehtipalo et al., 2016), HNO_3 - NH_3 (Wang M. et al., 2020) and iodine oxoacids (He et al., 2021), revealing the fundamental processes involved in nucleation and growth under atmospherically relevant conditions. CI-API-TOF has also been deployed in field measurements to detect neutral clusters involving H_2SO_4 and amine (Yao et al., 2018), dicarboxylic acids (Fang et al., 2020) and iodine oxoacids (Sipilä et al., 2016), which has been proved to be crucial for nucleation at megacities, rural and coastal area, respectively. The maximal mass for ambient clusters detected by CI-API-TOF was 2,200 Da (Sipilä et al., 2016), with spherical equivalent diameter being ~ 1.2 nm. However, the conformation of neutral clusters would be changed during the chemical ionization, which further increases the difficulty for molecular identification of clusters.

2.1.3 IMS-MS

Ion Mobility Spectrometer coupled to a Mass Spectrometer (IMS-MS) could provide the simultaneous measurement of mobility and mass to charge ratio of cluster ions (May and McLean, 2015). Because the mobility was associated with the cluster ions structures, IMS-MS was thus applied to structural characterization and

conformational dynamics for cluster ions (Lanucara et al., 2014). Drift time ion mobility spectrometry (DTIMS) (McDaniel et al., 1962) and field-asymmetric ion mobility spectrometry (FAIMS) (Purves and Guevremont, 1999) were the mainstream techniques applied in atmospheric field.

DTIMS adopted a drift tube to separate cluster ions. It was applied to demonstrate the chemical and structural characteristics of organic species in the gas and particulate phases and separate isomers produced from different chemical pathways (Krechmer et al., 2016; Zhang et al., 2017; Zhang et al., 2019). The ambient results of IMS-MS showed good consistency with laboratory spectra obtained from single-component carboxylic acids and multicomponent mixtures of isoprene and monoterpene oxidation products with the maximal mobility diameter of these ambient compounds reaching at ~1.5 nm (Krechmer et al., 2016).

The ion mobility measurement device adopted by FAIMS was constructed of two electrodes, between which an electric field and drift gas were perpendicularly established to separate the ions (Purves and Guevremont, 1999). DMA coupled to a mass spectrometer (DMA-MS) is a typical prototype of FAIMS (Rus et al., 2010). Charged clusters can be produced by electrospray

(Hogan and Fernandez de la Mora, 2009), secondary electrospray ionization (Amo-Gonzalez and Fernandez de la Mora, 2017) or exposing to a radiation source (Viitanen et al., 2010). The resulted cluster ions are drawn electrostatically into a DMA with high resolution, then cluster ions with a specific mobility are selected and detected by the coupling MS.

Currently, DMA-MS was applied to mobility and mass analysis of nanoparticles (Hogan and Fernandez de la Mora, 2009, 2010; Hogan et al., 2011; Criado-Hidalgo et al., 2013) and established their mobility-volume relationship based on measurements (Larriba et al., 2011). Atmospheric relevant clusters such as iodide salt (Oberreit et al., 2014; Oberreit et al., 2015), dimethylamine-sulfuric acid (Ouyang et al., 2015; Thomas et al., 2016) and hybrid iodine pentoxide-iodic acid (Ahonen et al., 2019) were investigated by DMA-MS and their physicochemical properties such as density, thermostability, extent of hydration and organic vapors uptake ability were illustrated. Compared with previous techniques such as API-TOF/CI-API-TOF, DMA-MS could obtain the mobility and chemical composition at the same time. Mobility can be further converted to collision cross sections (CCS) via the Mason-Schamp equation (Mason and Schamp, 1958). CCS is

TABLE 2 The direct techniques used in measurements of cluster chemical composition.

Techniques	Size upper limit	Chemical composition	References
API-TOF	~1.5 nm	$(\text{H}_2\text{SO}_4)_{0-5}(\text{amine})_{0-2}(\text{NH}_3)_{0-4}\text{HSO}_4^-$	Yin et al. (2021)
		$(\text{H}_2\text{SO}_4)_{0-3}(\text{HOMs})\text{HSO}_4^-$	Bianchi et al. (2017)
	~3.5 nm	$(\text{H}_2\text{SO}_4)_{0-9}(\text{NH}_3)_{0-16}\text{HSO}_4^-$	Kirkby et al. (2011)
		$(\text{H}_2\text{SO}_4)_{0-10}(\text{DMA})_{0-10}\text{HSO}_4^-$	Almeida et al. (2013)
		$(\text{H}_2\text{SO}_4)_{0-2}(\text{HOMs})\text{HSO}_4^-$ $(\text{HOMs})_{1-5}\text{NO}_3^-$, $(\text{HOMs})\text{NH}_4^+$	Riccobono et al. (2014) Kirkby et al. (2016)
Cluster CIMS	~1 nm	$(\text{H}_2\text{SO}_4)_{0-4}\text{HSO}_4^-$	Zhao et al. (2010)
		$(\text{H}_2\text{SO}_4)_x(\text{amine})_y^a$	Zhao et al. (2011)
	~1.5 nm	$(\text{H}_2\text{SO}_4)_x(\text{amine})_y^a$ $(\text{HOMs})(\text{HNO}_3)_{0-1}\text{NO}_3^-$	Jen et al. (2016) Zhao et al. (2013)
CI-API-TOF	~1.2 nm	$(\text{H}_2\text{SO}_4)_{2-3}(\text{DMA})_{1-2}\text{HSO}_4^-$	Yao et al. (2018)
		$(\text{H}_2\text{SO}_4)_x(\text{DMA})_y(\text{Diacid})_z^a$	Fang et al. (2020)
		$(\text{I}_2\text{O}_5)_{0-5}(\text{HIO}_3)_{0-1}\text{IO}_3^-$	Sipilä et al. (2016)
	~3.5 nm	$(\text{H}_2\text{SO}_4)_{1-4}$	Jokinen et al. (2012)
		$(\text{H}_2\text{SO}_4)_{0-14}(\text{DMA})_{0-16}\text{HSO}_4^-$ $(\text{HNO}_3)_x(\text{NH}_3)_y^a$ $(\text{I}_2\text{O}_5)_5(\text{I}_2\text{O}_4)_{0-2}(\text{HIO}_3)_{0-1}\text{IO}_3^-$	Kürten et al. (2014) Wang et al. (2020b) He et al. (2021)
IMS-MS	~1.5 nm	$(\text{HOMs})(\text{HNO}_3)_{0-1}\text{NO}_3^-$	Krechmer et al. (2016)
	~8.5 nm	$(\text{I}_2\text{O}_5)_{0-7}(\text{HIO}_3)_{0-1}(\text{IO}_{1-3})^-$	Ahonen et al. (2019)
		$(\text{H}_2\text{SO}_4)_{5-12}(\text{DMA})_{4-8}\text{HSO}_4^-$ $(\text{NaCl})_{1-13}(\text{Na}^+)_{1-3}$, $(\text{NaCl})_{1-13}\text{Cl}^-$	Thomas et al. (2016) Li and Hogan (2017)

^aThe number of molecules is not clear.

closely related to ion size and structure. Combined with quantum chemical calculations and ion mobility modeling, the exact structure of identified cluster ions could be determined (Bianco et al., 2022). Such methods could be utilized to bridge the gap between cluster size, chemical composition and structure. DMA-MS is a typical newly developed instrument that can perform simultaneous measurement of physical and chemical properties. It is promising to study the physicochemical properties of atmospheric clusters and the formation mechanism of particle nucleation and initial growth. However, in order to obtain the high resolution, a supercritical laminar sheath flow is required which complexes the sheath flow circulation system. Therefore, the application of DMA-MS still focused on laboratory experiments with the maximal mobility diameter of detected cluster ions reaching at ~8.5 nm (Smith et al., 2021). A more robust system is necessary for the field application.

For the aforementioned cluster measurement techniques, the maximal size of clusters detected in field is smaller than that in laboratory experiments. This is primarily resulted from the insufficient number of clusters. On one hand, the number of ambient clusters would decrease as the size increasing. On the other hand, the diffusion loss and fragmentation in sampling and detection system would further make ambient clusters undetectable. Reducing the sampling loss and tuning MS properly may improve size upper limit. The direct techniques that currently have been used in nucleation studies are summarized in Table 2.

2.2 Sub-20 nm particles

MS-based techniques, such as Aerosol Mass Spectrometry (AMS) (Jayne et al., 2000), have also been widely used for atmospheric nanoparticles. However, AMS was not able to measure aerosol particles smaller than 50 nm due to the low transmission efficiency in the aerodynamic lens. For the sub-20 nm particles, the concentration enrichment system was thought to be necessary for the pretreatment of aerosol samples required for MS analyses. In the following, the techniques for measuring the chemical composition of sub-20 nm particles were reviewed.

2.2.1 TDCIMS

Thermal Desorption Chemical Ionization Mass Spectrometer (TDCIMS) can measure the size-resolved chemical composition of particles (Voisin et al., 2003; Smith et al., 2004; Perraud et al., 2020). The particles were pre-charged by unipolar particle charger and the electrical mobility-based size separation was achieved by DMA. Normally, several DMAs were used in parallel to multiply the sampling flow rates and thus to increase the sample amount. Additionally, the high voltage biased filament was used to accumulate charged particles by

electrostatic deposition. It usually takes 5–10 min for sample collection in lab experiments, while a longer time (10–30 min) was needed for ambient measurements. After sufficient particles (usually 1–10 pg) were accumulated, the sample was transferred into a desorption region and a CIMS was used to conduct the chemical analysis. Up to now, the smallest detectable diameter of TDCIMS was extended down to 5 nm with a novel design of inlet (Perraud et al., 2020), and this diameter was limited by the small mass (0.16 ng) and the rapid decreasing charging efficiency with decreased diameter, e.g., smaller than 10% for 5 nm particles (Perraud et al., 2020; Li et al., 2021b).

Field measurements conducted in Boulder, United States demonstrated that sub-20 nm particles were composed primarily of ammonium sulfate (Smith et al., 2004). Smith et al. (2005) firstly applied TDCIMS to study the size-resolved atmospheric nanoparticles, then this technique was deployed in various atmospheric environments (e.g., forest site, urban site) to obtain size-resolved chemical information (Smith et al., 2010). These field measurements showed that ammonium salts contribute significantly to nanoparticle growth and must be accounted for in models to accurately predict the impact of new particle formation on climate. The results in the boreal forest indicated that alkylamines were likely important drivers of NPF (Lawler et al., 2018), whereas the sea-salt component was observed in a remote coastal site (Lawler et al., 2014). The results in urban Beijing indicated the ultrafine particles (Li et al., 2021b) and the newly formed 8–40 nm particles (Li et al., 2022) are mainly composed of organics, with more nitrogen-containing and sulfur-containing compounds than that at the forest and marine sites.

The ion drift (ID) tube was attempted to couple with TD-CIMS, aiming at controlling ion-molecule reaction time (Zhang et al., 2009). The results suggested that the initial growth most likely occurs by condensation of sulfuric acid and water. But this method has not been reported to measure size-resolved chemical composition. Thermal Desorption Differential Mobility Analyzer (TD-DMA) is a similar technique as TDCIMS. Particles are selected by DMA and collected on a filament by electrostatic precipitation (Wagner et al., 2018). It was used to analyze the chemical composition of size-resolved particles in the diameter range of 10–30 nm. Kreisberg et al. (2018) developed a NanoCharger consisting of a bipolar ion source and water-based condensation-evaporation system, which provided ~40-fold enhancement for the total charged particles with a possibility of additional ion peaks.

2.2.2 NAMS

Wang et al. (2006) described a nano aerosol mass spectrometer (NAMS) for real-time characterization of individual airborne nanoparticles. The device was composed of an aerodynamic inlet, quadrupole ion guide, quadrupole ion trap, and time-of-flight mass analyzer. Relative to classical AMS, NAMS employed new design of aerodynamic inlet (lens aperture, capillary and critical orifice), which focus more on particles below 50 nm. The nanoparticles could be

TABLE 3 The relationship between the physical properties and chemical compositions.

Physical properties	Instruments	Key parameters	Relationship to chemical composition	References
Hygroscopicity	H-TDMA	<i>HGF</i>	Hygroscopic parameter κ or hygroscopic growth factor (<i>HGF</i>) is used to describe the hygroscopicity of particles quantitatively, which could be used to retrieve mass or volume fraction of organic or inorganic species.	Hameri et al. (2001); Sakurai et al. (2005); Keskinen et al. (2013) Wang et al. (2015)
	nano-CCNC	κ		
Volatility	V-TDMA	<i>SF</i>	The volatility of particles could be represented by shrink factor (<i>SF</i>). The specific chemical components would be evaporated at predefined temperatures and result in different <i>SF</i> .	Sakurai et al. (2005)
Affinity to solvent	O-TDMA	η/EGF	Aerosol in different types would naturally exhibit different deliquescence saturation ratios, then produce different ethanol growth factors (<i>EGF</i>) and ethanol affinity (η) for a given organic solvent (e.g., ethanol).	Vaattovaara et al. (2005); Vaattovaara et al. (2006); Keskinen et al. (2013)
	PHA-CPC	pulse height spectra	The species that have different affinity to working fluid illustrate significantly differing PHA-spectral responses for the same particle size.	O'Dowd et al. (2002); O'Dowd et al. (2004)
	(nano-)CPCB	$N_{\text{water}}/N_{\text{alcohol}}$	The concentration ratio ($N_{\text{water}}/N_{\text{alcohol}}$) could reflect the affinity between particles and CPC working fluid. If the measured ratio is larger than 1, the particles are assumed containing more soluble inorganic salts.	Kulmala et al. (2007)

transported to the ionization region more efficiently and captured more stably. Then they could be ionized by the laser pulse completely and more ions could be generated for a certain amount of particulate matter (Johnston et al., 2006). Thus, NAMS can be used to measure the chemical composition of particles in smaller diameter range compared to AMS. However, the size limitation was restricted to 7 nm in the lab and 18 nm in the field due to the insufficient mass concentration be sampled, which is related with low transmission efficiency in the aerodynamic lens (Wang and Johnston, 2006; Bzdek et al., 2012; Bzdek et al., 2014). The biggest drawback of NAMS is that it can only obtain elemental data by complete fragmentation. The molecular composition, especially organic species, is difficult to determine.

NAMS was deployed to measure the composition of nanoparticles during NPF events in both coastal and urban sites (Bzdek et al., 2012). The results showed that sulfate constituted a substantial fraction of total particle mass. An optimized field adjusting lens (FAL) design had been incorporated into the NAMS and increased the particle analysis rate by over an order of magnitude (Ross Pennington and Johnston, 2012). Except the exploration and application of single NAMS, the combination with other meaningful instruments may provide more complete information of chemical composition. Bzdek et al. (2014) provided the collocated molecular composition measurement in rural/coastal environments by deriving molecular species from TDCIMS measurements and E-AIM model. The combination of elemental and molecular measurements permits determination of the key

molecular components contributing to nanoparticle growth, the quantitative contribution of each molecular component to growth, and more precise determination of the elemental ratios necessary to describe carbonaceous matter (Bzdek et al., 2014).

2.2.3 DAI-MS

TD-CIMS and NAMS both have the defect that the smallest detectable size depends on the sample mass. Furthermore, the long collection time of sub-20 nm particles (7–20 nm in field measurements) hinders the high time resolution measurement. Droplet Assisted Inlet Ionization Mass Spectrometry (DAI-MS) is a potential online method for monitoring sub-20 nm aerosols without sample pretreatment. The mechanism of DAI is to first make the nano-aerosol hygroscopically grow to form droplets (3–5 μm) in the condensation growth tube (CGC). These droplets break down and the solvent evaporates to form ions through rapid heating after entering DAI. The production ions are then detected by the coupling MS (Apsokardu et al., 2020).

DAI-MS can be combined with aerosol dynamics concentrator to improve the number concentration of collected samples, which increased the outlet number concentration by more than a factor of 7 and the corresponding signal intensity of MS (Saarikoski et al., 2019). An increase in DAI-MS temperature can enhance the ionization efficiency and further lower the detection limit (Horan et al., 2017). In the laboratory, Polypropylene glycol (PPG) aerosols down to 13 nm and cortisone aerosols (29–76 nm) were successfully measured (Horan et al., 2017; Kerecman et al., 2021). Studies on secondary organic aerosols (SOAs) produced from α -pinene

ozonolysis indicated that its chemical composition was affected by particle sizes (Kerecman et al., 2021). Currently, DAII-MS has only been tested in the laboratory. The experimental results indicated that the signal intensity ratio of DAII-MS scales more closely with the number concentration compared to mass concentration (Kerecman et al., 2021), which was in favor of small particle detection. This technology has shown potential for the component analysis of particles down to ~10 nm.

3 Indirect techniques based on physical properties

Although mass spectrometry is a useful tool to detect the chemical composition, it remains a challenge to perform direct measurement for sub-10 nm particles due to insufficient sample amount for subsequent chemical analysis. On the other hand, physical properties are closely associated with chemistry, which provides an alternative way to retrieve the aerosol chemical composition. As shown in Table 3, the relationship between the physical properties and the chemical composition are summarized.

CPC is a highly developed instrument to measure the particle number concentration above a certain diameter. The detailed construction of CPC and the underlying thermodynamic principles can be found elsewhere (Kangasluoma and Attoui, 2019, and references therein). Figure 2A illustrates the evolution of target nanoparticles inside the CPC. The key parameter representing the performance of a given CPC is the counting efficiency curve, or just simply referred as cut-off diameter (D_{50}), which is defined as the particle diameter at which the counting efficiency is 50%. The ideal counting efficiency curve should be a step function, while the particle diffusion loss and the non-uniform S distribution result in a size-dependent activation fraction. It should be noted that the counting efficiency curve is expected to be insensitive to chemical composition for accurate particle number counting in nucleation research, whereas the discrepancy between different compounds is a useful indicator for inferring chemical features. For particles of different chemical compositions, they may perform differently in the same CPC as shown in Figure 2B. Furthermore, the hygroscopic particles have smaller D_{50} than hydrophobic particles in water-based CPC, and the opposite phenomenon may present in butanol-based CPC.

In theory, the major features of CPC, such as final droplet size, cut-off diameter, and counting efficiency curve et al., are all associated with the aerosol chemical properties. Therefore, it is reasonable to infer the chemical information based on the fundamentals behind CPC. In addition, the DMA is commonly utilized to get monodisperse particles for the size-resolved analysis. While used in tandem, the diameter difference between two DMAs (before and after the aerosol process module) could be related to the

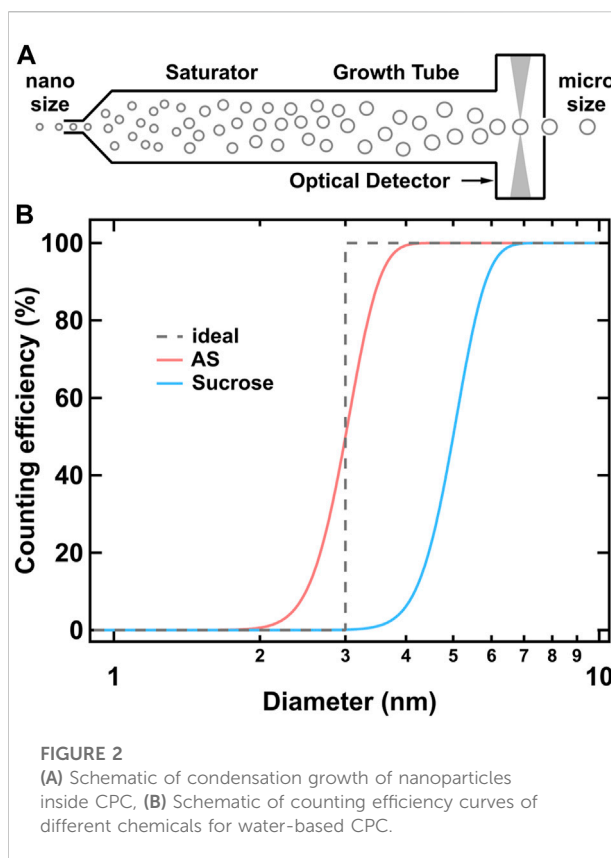


FIGURE 2 (A) Schematic of condensation growth of nanoparticles inside CPC, (B) Schematic of counting efficiency curves of different chemicals for water-based CPC.

chemical composition of particles. The relevant techniques are illustrated in Figure 3.

3.1 PHA-CPC

Nanometer particles could be activated to droplets in a near-uniform size by CPC. However, the final droplet size would vary with the initial size and chemical composition of aerosol particles in sub-10 nm diameter range. When the particles of the same size have a good affinity with the working fluid vapor, they grow already at the saturator part by absorbing the working fluid vapor, resulting in a larger final droplet. This phenomenon provides the possibility of inferring chemical composition via the observed final diameter.

Saros et al. (1996) build a Pulse-Height Analyzer CPC (PHA-CPC) to obtain final size information which was detected by the optical counter and transferred from the pulse height signals. In an attempt to yield a symmetric and smoothly varying pulse height response curve, the 90° scattering laser light system in the commercial CPCs had to be replaced with a forward scattering white light source optical system to overcome the Mie multiple scattering response effects, and the signal-processing electronics were modified to increase pulse amplification gain (Marti et al., 1996; Dick

et al., 2000; O'Dowd et al., 2004). A systemic laboratory calibration was needed to establish the relationship between pulse height and chemical composition. As shown in Figure 3B, the chemical composition of 5 nm particles was a function of the channel number (PHA response). Since the organic particles (such as *cis*-pinonic acid and malonic acid) were more soluble in butanol, the final droplet sizes were significantly larger than that of inorganic particles like ammonium sulfate (O'Dowd et al., 2004).

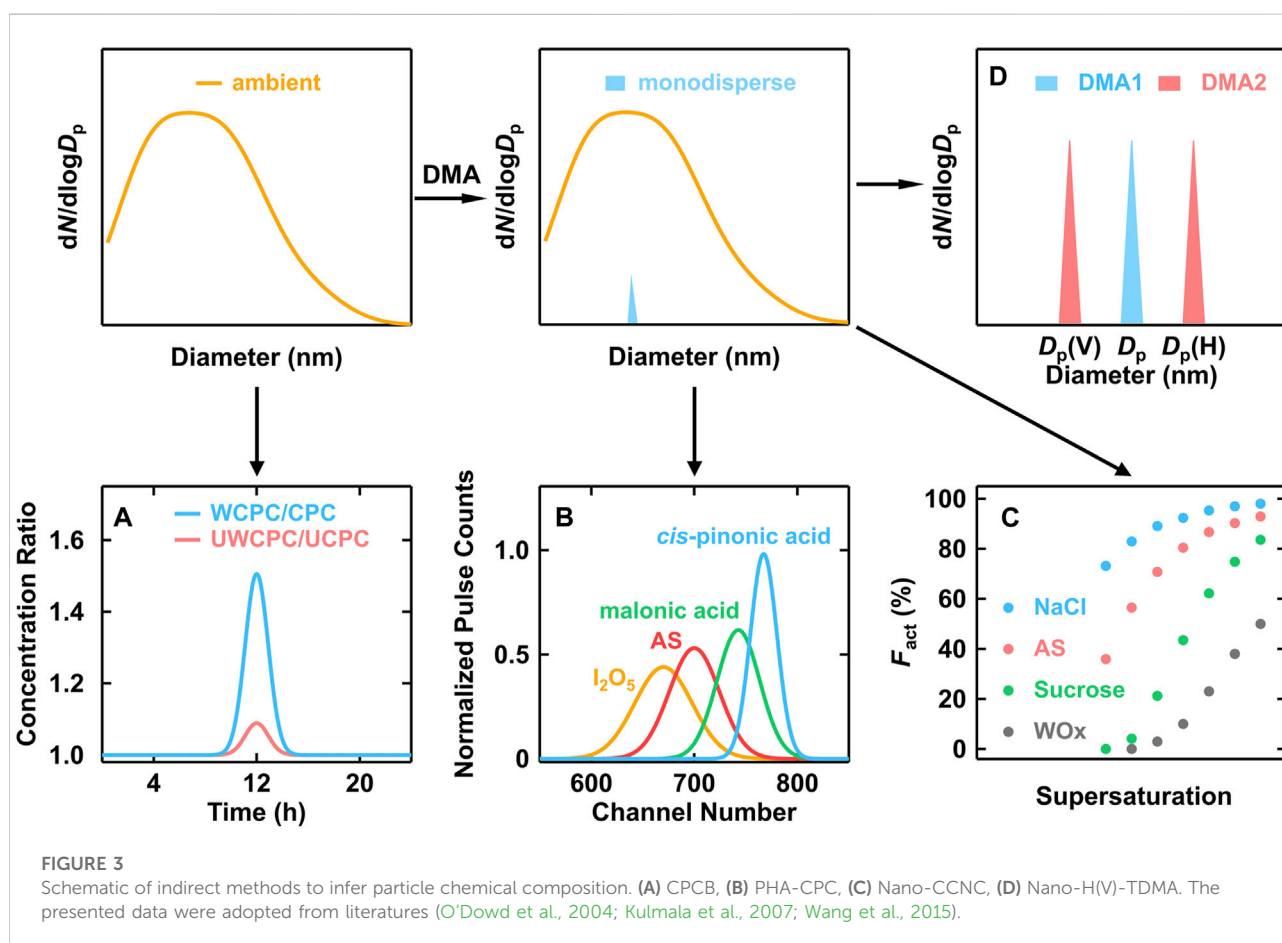
A butanol-based PHA-CPC was deployed at the Hyytiälä site (O'Dowd et al., 2002; O'Dowd et al., 2004). The results agreed well with the PHA-spectra derived from laboratory generated pinic acid and *cis*-pinonic acid, indicating that the NPF event over forests is mainly driven by the biogenic condensable organic vapors. Similarly, the measurements conducted in the marine area suggested iodine oxides was the dominating species of newly-formed particles in the diameter range of 3–4 nm, while the oxidation production of isoprene, seemed to be responsible for the subsequent growth (Vaattovaara et al., 2006). CI-API-TOF also detect iodine and provide molecular-scale evidence of the aerosol particle formation via sequential addition of HIO_3 (Sipilä et al., 2016). The results from TDCIMS did not detect I^- , but

showed that the chemical composition of particles down to 15 nm was dominated by sea-salt components in the marine area (Lawler et al., 2014). Combination of PHA-CPC and the direct techniques (e.g., CI-API-TOF, TDCIMS) may deepen the understanding of nucleation and subsequent growth.

Compared to direct techniques for particle analysis, PHA-CPC has no dependence on mass concentration of samples. The most important data obtained by PHA-CPC is pulse height, which is related to particle number concentration. Its work principle and the particle number size distribution in atmosphere make it suitable for the 3–10 nm particle measurement. However, it should be noticed that the PHA-CPC could only provide information of aerosol chemical species, which is significantly influenced by the laboratory calibration kernels. In other word, PHA-CPC cannot distinguish the chemical species that have similar pulse height spectra.

3.2 CPC battery

For a CPC with a certain operation condition, the inside supersaturation distribution is identical. But the activation



probability would vary according to the different affinities between the working fluid and particle composition (Hermann et al., 2007). In other words, the detected particle number concentration might be different, even using CPCs with the same D_{50} but different working fluids (Hering et al., 2005; Wlasits et al., 2020). This discrepancy could reflect the affinity of particles to the working fluid. Kulmala et al. (2007) proposed the concept of Condensation Particle Counter Battery (CPCB), composed of two pairs of CPCs (a pair of normal CPCs and a pair of ultrafine CPCs) with different working fluids (water and butanol). By altering the temperature difference of different CPCs, the two pairs of CPCs were adjusted to the same D_{50} (3 and 11 nm respectively) corresponding to Ag particles, which showed affinity neither to water nor butanol. The chemical species could be recognized to be hydrophilic or hydrophobic depending on the concentration ratio between water-based CPC and butanol-based CPC (Figure 3A).

CPCB has been successfully applied in the field measurements. And the existence of water-soluble organics in the initial and further growth steps could explain the hygroscopic performance of near 3 nm aerosols. The observations in the forest site found that the newly formed particles of 3 and 11 nm were soluble which could be pointed to the involvement of sulfuric acid during the early particle formation and growth processes (Kulmala et al., 2007; Riipinen et al., 2009). In addition, to extend the size down to sub-3 nm, a nano-CPCB consisting of four ultrafine CPCs was assembled and characterized by different types of aerosols (Kangasluoma et al., 2014). But it has not been used in nucleation research yet.

Unlike the afore introduced direct techniques, which are usually hampered by the minuscule amounts of mass, CPCB makes use of the number concentration (Kulmala et al., 2007). For particles in unknown composition, CPCB may provide additional information such as the affinity to one or the other working liquid. Furthermore, CPCB takes advantage of D_{50} with no need of DMA classification. However, the D_{50} is easily shifted and frequent calibration is thus required during the long-term measurements. For example, cut-off diameters of the water CPCs in CPCB shifted approximately 0.5 and 1.5 nm for UWPC and WCPC in around a month, respectively.

3.3 Nano-CCNC

Petters and Kreidenweis (2007) proposed a single hygroscopicity parameter κ to describe the relationship between particle dry diameter and CCN activity. A lot of measurements showed the linear relationship between κ and chemical composition, which was simply parameterized as a function of organic mass fraction (f_{org}) (Dusek et al., 2010; Gunthe et al., 2011; Vogel et al., 2016). This established the fundamental for estimating f_{org} with κ measured by CCN

counter. But the CCN measurements were mostly focused on the particle activation sizes above ~30 nm due to the low supersaturation ($S \sim 1\%$). Water-based CPCs have a similar principle to CCNC but much higher S , which promises its capacity to measure the hygroscopicity κ and infer the chemical composition of sub-10 nm particles.

Wang et al. (2015) extended the use of counting efficiency spectra from a nano water-based CPC and link it to the analysis of CCN activation spectra, which provided a theoretical basis for the application of a scanning supersaturation CPC (SS-CPC) as a nano-CCNC. The scanning of supersaturation was done by the variation of temperature difference inside CPC. Particles in different chemical compositions had distinguishable differences in counting efficiency (Figure 3C). The validation of nano-CCNC was done by measuring κ values of ammonium sulfate (AS), sucrose, and their mixtures. A near-linear relationship between hygroscopicity parameter κ and mass fraction of organics was established for nanoparticles down to 2.5 nm.

Besides, nano-CCNC utilized the whole counting efficiency curve compared to CCNC, which only relied on the D_{50} . In summary, the nano-CCNC could give semi-quantitative results compared to PHA-CPC and CPCB, by resolving the mass fraction of organics and inorganics. Based on the linear equation established from lab experiments, it could be used to retrieve the organic fraction during the subsequent growth of newly formed particles. This would be helpful for gapping the understanding of clusters and larger particles. However, it has not been applied to field measurement due to the time cost for the change/scan of supersaturation by altering the temperature difference. The faster response of S variation could be achieved by scanning sample flow of nano-CCNC, which might be more suitable for the field measurements to study hygroscopicity and chemical composition of 3–10 nm atmospheric particles.

3.4 Tandem DMA

TDMA is another widely used technique to measure physical properties. In general, a humidifier or a heater was set between two DMAs, which were known as H-TDMA or V-TDMA, respectively. The diameter difference between the two DMAs reflected the hygroscopic or volatile property of aerosol particles (Figure 3D). For H-TDMA, growth factor (gf), the ratio of wet diameter after humidifier and dry diameter, is used to describe the hygroscopicity. When the measured hygroscopicity is compared to typical organic or inorganic species, this value could be used to infer the composition of particles.

An ultrafine H-TDMA was applied to measure 10 nm, 15 and 20 nm nucleation mode particles in the Hyttiälä station (Hameri et al., 2001), and the results indicated that the soluble fraction of these particles seemed to qualitatively correlate with the presence of sulfuric acid and monoterpene oxidation products. Ambient measurement with nano H(V)-TDMA in urban Atlanta (Sakurai

et al., 2005) showed that the newly formed 4–10 nm nanoparticles had similar hygroscopicity and volatility to laboratory-generated ammonium sulfate particles, which was consistent with the TDCIMS measurement. The hygroscopicity parameter (κ) of nucleated nanoparticles in CLOUD chamber was investigated by a nano-HTDMA (Kim et al., 2016). The values of κ for sulfuric acid-dimethylamine and sulfuric acid were 0.61 ± 0.02 and 0.64 ± 0.02 respectively. The obtained κ values of particles in the presence of organics were much smaller, suggesting that the ozonolysis products of α -pinene play a significant role in particle growth (Kim et al., 2016). Besides water humidification, organic vapor, such as ethanol, had also been used to study the affinity between particles and organics. Keskinen et al. (2013) deployed H-TDMA and O-TDMA (organic TDMA) to investigate the hygroscopicity and ethanol affinity of particles. The organic volume fraction derived from H-TDMA is 0.8–0.9 for 63 nm particles, which showed a consistency with that of 65 nm measured by AMS. So, the (nano-)TDMA could be a meaningful supplement for the measurement of chemical composition in a wide range (larger than 4 nm).

The TDMA measurements could provide size-resolved information naturally. The performance was not dependent on the sample mass, just like the aforementioned indirect techniques. However, the number concentration of selected nanoparticles decreased significantly with decreasing particle size, due to the low charge probability and the low transmission efficiency of tandem DMA classification. And this restricted the application of nano-TDMA in field measurements.

4 Discussion

We reviewed the online measurement methods and their field applications for the chemical composition of atmospheric clusters and sub-20 nm particles. The MS-based techniques can obtain chemical composition at a molecular level for clusters and larger particles. For atmospheric clusters, there are only direct techniques for the measurement of chemical composition and these techniques are able to detect particles up to ~ 3 nm currently. For sub-20 nm particles, although the MS-based techniques could directly give quantitative chemical information, they are not suitable for the diameter range of sub-10 nm particles, because the pretreatment processes would result in insufficient mass concentration for MS analysis. The highly developed CPC and DMA could measure particle physical properties and infer chemical features afterward. Compared to the direct techniques, the performance of indirect techniques is not depending on sample mass and could make use of the high number concentration of sub-10 nm particles. These indirect techniques have been applied in the size range of 3–10 nm and strengthen our understanding of the nucleation and growth processes of aerosol particles. However, they could only give

qualitative information about aerosol composition, e.g. mass/volume fraction of organics.

Although both the direct and indirect techniques could give import information of chemical composition, there is no perfect tool/instrument to cover the whole range of atmosphere clusters and sub-20 nm particles. The techniques for the investigation of chemical composition need further studies. We propose the following outlooks of measurement techniques that can help improving our understanding of nucleation and subsequent growth processes:

1. Although the aforeintroduced techniques are mainly applied in different size range, the combination is still necessary to provide more details of the chemical composition. For example, the parallel measurements of nano H(V)-TDMA and TDCIMS suggested the sub-20 nm particles were mostly composed of ammoniated sulfates in urban Atlanta (Sakurai et al., 2005; Smith et al., 2005). Therefore, more comparisons between different techniques, especially direct and indirect approaches in the overlap diameter range, would be encouraged to give a more comprehensive picture of aerosol chemistry.

2. Currently, several techniques have only been tested in the lab due to the insufficient sample mass or slow time response (e.g., Nano CCNC). We propose that new assistant modules (e.g., pretreatment devices like NanoCharger) or upgraded techniques (such as fast scanning supersaturation counter), may be helpful to expand the application of these techniques to the field measurements.

3. More promising instruments or methodologies are needed to broaden the scope of future nucleation study. For example, DMA-MS could simultaneously measure the mobility and chemical composition. These measurement results could be combined with computational modeling, such as quantum chemical calculations, ion mobility modeling and atmospheric cluster dynamics code, providing reliable structures and candidate growth processes of clusters. A more comprehensive understanding of the nanoparticle revolutions in the atmosphere can be obtained with the methodologies combining measurement and simulation.

Author contributions

ZW, ZnX, and KZ contributed to conception and design of the study. KZ wrote the first draft of the manuscript. KZ, JG, and ZhX wrote sections of the manuscript. All authors contributed to manuscript revision, read, and approved the submitted version.

Funding

This work was supported by the National Natural Science Foundation of China (41805100, 91844301, 42005086), the

Fundamental Research Funds for Central Universities of China (2018QNA6008).

Conflict of interest

The authors declare that the research was conducted in the absence of any commercial or financial relationships that could be construed as a potential conflict of interest.

References

- Ahonen, L., Li, C., Kubecka, J., Iyer, S., Vehkamäki, H., Petaja, T., et al. (2019). Ion mobility-mass spectrometry of iodine pentoxide-iodic acid hybrid cluster Anions in dry and humidified atmospheres. *J. Phys. Chem. Lett.* 10 (8), 1935–1941. doi:10.1021/acs.jpcllett.9b00453
- Almeida, J., Schobesberger, S., Kurten, A., Ortega, I. K., Kupiainen-Maatta, O., Praplan, A. P., et al. (2013). Molecular understanding of sulphuric acid-amine particle nucleation in the atmosphere. *Nature* 502 (7471), 359–363. doi:10.1038/nature12663
- Amo-Gonzalez, M., and Fernandez de la Mora, J. (2017). Mobility peak tailing reduction in a differential mobility analyzer (DMA) coupled with a mass spectrometer and several ionization sources. *J. Am. Soc. Mass Spectrom.* 28 (8), 1506–1517. doi:10.1007/s13361-017-1630-2
- Apsokardu, M. J., Krasnomowitz, J. M., Jiang, S., and Johnston, M. V. (2020). Ion formation from rapidly heated aqueous droplets by droplet-assisted ionization. *J. Phys. Chem. A* 124 (36), 7313–7321. doi:10.1021/acs.jpca.0c07101
- Bianchi, F., Garmash, O., He, X., Yan, C., Iyer, S., Rosendahl, I., et al. (2017). The role of highly oxygenated molecules (HOMs) in determining the composition of ambient ions in the boreal forest. *Atmos. Chem. Phys.* 17 (22), 13819–13831. doi:10.5194/acp-17-13819-2017
- Bianchi, F., Trostl, J., Junninen, H., Frege, C., Henne, S., Hoyle, C. R., et al. (2016). New particle formation in the free troposphere: A question of chemistry and timing. *Science* 352 (6289), 1109–1112. doi:10.1126/science.aad5456
- Bianco, A., Neefjes, I., Alfaouri, D., Vehkamäki, H., Kurten, T., Ahonen, L., et al. (2022). Separation of isomers using a differential mobility analyser (DMA): Comparison of experimental vs modelled ion mobility. *Talanta* 243, 123339. doi:10.1016/j.talanta.2022.123339
- Bzdek, B. R., Lawler, M. J., Horan, A. J., Pennington, M. R., DePalma, J. W., Zhao, J., et al. (2014). Molecular constraints on particle growth during new particle formation. *Geophys. Res. Lett.* 41 (16), 6045–6054. doi:10.1002/2014gl060160
- Bzdek, B. R., Zordan, C. A., Pennington, M. R., Luther, G. W., 3rd, and Johnston, M. V. (2012). Quantitative assessment of the sulfuric acid contribution to new particle growth. *Environ. Sci. Technol.* 46 (8), 4365–4373. doi:10.1021/es204556c
- Cai, J., Chu, B. W., Yao, L., Yan, C., Heikkinen, L. M., Zheng, F. X., et al. (2020). Size-segregated particle number and mass concentrations from different emission sources in urban Beijing. *Atmos. Chem. Phys.* 20 (21), 12721–12740. doi:10.5194/acp-20-12721-2020
- Chen, Y., Wang, W., Liu, M., and Ge, M. (2020). Measurement technologies of nanoparticle chemical composition and their application. *J. Atmos. Environ. Opt.* 15 (6), 402–412. doi:10.3969/j.issn.1673-6141.2020.06.001
- Criado-Hidalgo, E., Fernandez-Garcia, J., and Fernandez de la Mora, J. (2013). Mass and charge distribution analysis in negative electrosprays of large polyethylene glycol chains by ion mobility mass spectrometry. *Anal. Chem.* 85 (5), 2710–2716. doi:10.1021/ac303054x
- Dick, W. D., McMurry, P. H., Weber, R. J., and Quant, F. R. (2000). White-light detection for nanoparticle sizing with the TSI ultrafine condensation particle counter. *J. Nanopart. Res.* 2 (1), 85–90. doi:10.1023/A:1010042604201
- Dusek, U., Frank, G. P., Curtius, J., Drewnick, F., Schneider, J., Kurten, A., et al. (2010). Enhanced organic mass fraction and decreased hygroscopicity of cloud condensation nuclei (CCN) during new particle formation events. *Geophys. Res. Lett.* 37 (3), 119. doi:10.1029/2009gl040930
- Ehn, M., Junninen, H., Petaja, T., Kurten, T., Kerminen, V. M., Schobesberger, S., et al. (2010). Composition and temporal behavior of ambient ions in the boreal forest. *Atmos. Chem. Phys.* 10 (17), 8513–8530. doi:10.5194/acp-10-8513-2010
- Ehn, M., Kleist, E., Junninen, H., Petaja, T., Lonn, G., Schobesberger, S., et al. (2012). Gas phase formation of extremely oxidized pinene reaction products in chamber and ambient air. *Atmos. Chem. Phys.* 12 (11), 5113–5127. doi:10.5194/acp-12-5113-2012
- Fang, X., Hu, M., Shang, D. J., Tang, R. Z., Shi, L. L., Olenius, T., et al. (2020). Observational evidence for the involvement of dicarboxylic acids in particle nucleation. *Environ. Sci. Technol. Lett.* 7 (6), 388–394. doi:10.1021/acs.estlett.0c00270
- Geller, M. D., Kim, S., Misra, C., Sioutas, C., Olson, B. A., and Marple, V. A. (2002). A methodology for measuring size-dependent chemical composition of ultrafine particles. *Aerosol Sci. Technol.* 36 (6), 748–762. doi:10.1080/02786820290038447
- Gordon, H., Kirkby, J., Baltensperger, U., Bianchi, F., Breitenlechner, M., Curtius, J., et al. (2017). Causes and importance of new particle formation in the present-day and preindustrial atmospheres. *J. Geophys. Res. Atmos.* 122 (16), 8739–8760. doi:10.1002/2017jd026844
- Gunthe, S. S., Rose, D., Su, H., Garland, R. M., Achtert, P., Nowak, A., et al. (2011). Cloud condensation nuclei (CCN) from fresh and aged air pollution in the megacity region of Beijing. *Atmos. Chem. Phys.* 11 (21), 11023–11039. doi:10.5194/acp-11-11023-2011
- Guo, S., Hu, M., Peng, J., Wu, Z., Zamora, M. L., Shang, D., et al. (2020). Remarkable nucleation and growth of ultrafine particles from vehicular exhaust. *Proc. Natl. Acad. Sci. U. S. A.* 117 (7), 3427–3432. doi:10.1073/pnas.1916366117
- Hameri, K., Vakeva, M., Aalto, P. P., Kulmala, M., Swietlicki, E., Zhou, J., et al. (2001). Hygroscopic and CCN properties of aerosol particles in boreal forests. *Tellus B* 53 (4), 359–379. doi:10.1034/j.1600-0889.2001.530404.x
- He, X. C., Tham, Y. J., Dada, L., Wang, M., Finkenzeller, H., Stolzenburg, D., et al. (2021). Role of iodine oxoacids in atmospheric aerosol nucleation. *Science* 371 (6529), 589–595. doi:10.1126/science.abe0298
- Hering, S. V., Stolzenburg, M. R., Quant, F. R., Oberreit, D. R., and Keady, P. B. (2005). A laminar-flow, water-based condensation particle counter (WCPC). *Aerosol Sci. Technol.* 39 (7), 659–672. doi:10.1080/02786820500182123
- Hermann, M., Wehner, B., Bischof, O., Han, H. S., Krinke, T., Liu, W., et al. (2007). Particle counting efficiencies of new TSI condensation particle counters. *J. Aerosol Sci.* 38 (6), 674–682. doi:10.1016/j.jaerosci.2007.05.001
- Hogan, C. J., Jr., and Fernandez de la Mora, J. (2010). Ion-pair evaporation from ionic liquid clusters. *J. Am. Soc. Mass Spectrom.* 21 (8), 1382–1386. doi:10.1016/j.jasms.2010.03.044
- Hogan, C. J., Jr., and Fernandez de la Mora, J. (2009). Tandem ion mobility-mass spectrometry (IMS-MS) study of ion evaporation from ionic liquid-acetonitrile nanodrops. *Phys. Chem. Chem. Phys.* 11 (36), 8079–8090. doi:10.1039/b904022f
- Hogan, C. J., Jr., Ruotolo, B. T., Robinson, C. V., and Fernandez de la Mora, J. (2011). Tandem differential mobility analysis-mass spectrometry reveals partial gas-phase collapse of the GroEL complex. *J. Phys. Chem. B* 115 (13), 3614–3621. doi:10.1021/jp109172k
- Horan, A. J., Apsokardu, M. J., and Johnston, M. V. (2017). Droplet assisted inlet ionization for online analysis of airborne nanoparticles. *Anal. Chem.* 89 (2), 1059–1062. doi:10.1021/acs.analchem.6b04718
- IPCC (2013). “Climate change: the physical science basis,” in contribution of working group I to the fifth assessment report of the intergovernmental panel on climate change. cambridge: cambridge university press.
- Jayne, J. T., Leard, D. C., Zhang, X. F., Davidovits, P., Smith, K. A., Kolb, C. E., et al. (2000). Development of an aerosol mass spectrometer for size and composition analysis of submicron particles. *Aerosol Sci. Technol.* 33 (1–2), 49–70. doi:10.1080/027868200410840

Publisher's note

All claims expressed in this article are solely those of the authors and do not necessarily represent those of their affiliated organizations, or those of the publisher, the editors and the reviewers. Any product that may be evaluated in this article, or claim that may be made by its manufacturer, is not guaranteed or endorsed by the publisher.

- Jen, C. N., Bachman, R., Zhao, J., McMurry, P. H., and Hanson, D. R. (2016). Diamine-sulfuric acid reactions are a potent source of new particle formation. *Geophys. Res. Lett.* 43 (2), 867–873. doi:10.1002/2015gl066958
- Jiang, J., Zhao, J., Chen, M., Eisele, F. L., Scheckman, J., Williams, B. J., et al. (2011). First measurements of neutral atmospheric cluster and 1–2 nm particle number size distributions during nucleation events. *Aerosol Sci. Technol.* 45 (4), ii–v. doi:10.1080/02786826.2010.546817
- Johnston, M. V., Wang, S., and Reinard, M. S. (2006). Nanoparticle mass spectrometry: Pushing the limit of single particle analysis. *Appl. Spectrosc.* 60 (10), 264–272. doi:10.1366/000370206778664671
- Jokinen, T., Sipila, M., Junninen, H., Ehn, M., Lonn, G., Hakala, J., et al. (2012). Atmospheric sulphuric acid and neutral cluster measurements using CI-API-TOF. *Atmos. Chem. Phys.* 12 (9), 4117–4125. doi:10.5194/acp-12-4117-2012
- Jokinen, T., Sipila, M., Kontkanen, J., Vakkari, V., Tisler, P., Duplissy, E. M., et al. (2018). Ion-induced sulfuric acid-ammonia nucleation drives particle formation in coastal Antarctica. *Sci. Adv.* 4 (11), eaat9744. doi:10.1126/sciadv.aat9744
- Junninen, H., Ehn, M., Petaja, T., Luosujarvi, L., Kotiaho, T., Kostianen, R., et al. (2010). A high-resolution mass spectrometer to measure atmospheric ion composition. *Atmos. Meas. Tech.* 3 (4), 1039–1053. doi:10.5194/amt-3-1039-2010
- Kangasluoma, J., and Attoui, M. (2019). Review of sub-3 nm condensation particle counters, calibrations, and cluster generation methods. *Aerosol Sci. Technol.* 53 (11), 1277–1310. doi:10.1080/02786826.2019.1654084
- Kangasluoma, J., Kuang, C., Wimmer, D., Rissanen, M. P., Lehtipalo, K., Ehn, M., et al. (2014). Sub-3 nm particle size and composition dependent response of a nano-CPC battery. *Atmos. Meas. Tech.* 7 (3), 689–700. doi:10.5194/amt-7-689-2014
- Kerecman, D. E., Apsokardu, M. J., Talledo, S. L., Taylor, M. S., Jr., Haugh, D. N., Zhang, Y., et al. (2021). Online characterization of organic aerosol by condensational growth into aqueous droplets coupled with droplet-assisted ionization. *Anal. Chem.* 93 (5), 2793–2801. doi:10.1021/acs.analchem.0c03697
- Keskinen, H., Virtanen, A., Joutsensaari, J., Tsagkogeorgas, G., Duplissy, J., Schobesberger, S., et al. (2013). Evolution of particle composition in CLOUD nucleation experiments. *Atmos. Chem. Phys.* 13 (11), 5587–5600. doi:10.5194/acp-13-5587-2013
- Kim, J., Ahlm, L., Yli-Juuti, T., Lawler, M., Keskinen, H., Trostl, J., et al. (2016). Hygroscopicity of nanoparticles produced from homogeneous nucleation in the CLOUD experiments. *Atmos. Chem. Phys.* 16 (1), 293–304. doi:10.5194/acp-16-293-2016
- Kirkby, J., Curtius, J., Almeida, J., Dunne, E., Duplissy, J., Ehrhart, S., et al. (2011). Role of sulphuric acid, ammonia and galactic cosmic rays in atmospheric aerosol nucleation. *Nature* 476 (7361), 429–433. doi:10.1038/nature10343
- Kirkby, J., Duplissy, J., Sengupta, K., Frege, C., Gordon, H., Williamson, C., et al. (2016). Ion-induced nucleation of pure biogenic particles. *Nature* 533 (7604), 521–526. doi:10.1038/nature17953
- Kontkanen, J., Deng, C. J., Fu, Y. Y., Dada, L., Zhou, Y., Cai, J., et al. (2020). Size-resolved particle number emissions in Beijing determined from measured particle size distributions. *Atmos. Chem. Phys.* 20 (19), 11329–11348. doi:10.5194/acp-20-11329-2020
- Krechmer, J. E., Groessl, M., Zhang, X., Junninen, H., Massoli, P., Lambe, A. T., et al. (2016). Ion mobility spectrometry–mass spectrometry (IMS–MS) for on- and offline of atmospheric gas and aerosol species. *Atmos. Meas. Tech.* 9 (7), 3245–3262. doi:10.5194/amt-9-3245-2016
- Kreisberg, N. M., Spielman, S. R., Eiguren-Fernandez, A., Hering, S. V., Lawler, M. J., Draper, D. C., et al. (2018). Water condensation-based nanoparticle charging system: Physical and chemical characterization. *Aerosol Sci. Technol.* 52 (10), 1167–1177. doi:10.1080/02786826.2018.1503640
- Kulmala, M., Kerminen, V. M., Petaja, T., Ding, A. J., and Wang, L. (2017). Atmospheric gas-to-particle conversion: Why NPF events are observed in megacities? *Faraday Discuss.* 200, 271–288. doi:10.1039/c6fd00257a
- Kulmala, M., Mordas, G., Petaja, T., Gronholm, T., Aalto, P. P., Vehkamaki, H., et al. (2007). The condensation particle counter battery (CPCB): A new tool to investigate the activation properties of nanoparticles. *J. Aerosol Sci.* 38 (3), 289–304. doi:10.1016/j.jaerosci.2006.11.008
- Kulmala, M., Petaja, T., Ehn, M., Thornton, J., Sipila, M., Worsnop, D. R., et al. (2014). Chemistry of atmospheric nucleation: On the recent advances on precursor characterization and atmospheric cluster composition in connection with atmospheric new particle formation. *Annu. Rev. Phys. Chem.* 65, 21–37. doi:10.1146/annurev-physchem-040412-110014
- Kürten, A., Jokinen, T., Simon, M., Sipila, M., Sarnela, N., Junninen, H., et al. (2014). Neutral molecular cluster formation of sulfuric acid-dimethylamine observed in real time under atmospheric conditions. *Proc. Natl. Acad. Sci. U. S. A.* 111 (42), 15019–15024. doi:10.1073/pnas.1404853111
- Kürten, A., Rondo, L., Ehrhart, S., and Curtius, J. (2011). Performance of a corona ion source for measurement of sulfuric acid by chemical ionization mass spectrometry. *Atmos. Meas. Tech.* 4 (3), 437–443. doi:10.5194/amt-4-437-2011
- Lanucara, F., Holman, S. W., Gray, C. J., and Evers, C. E. (2014). The power of ion mobility-mass spectrometry for structural characterization and the study of conformational dynamics. *Nat. Chem.* 6 (4), 281–294. doi:10.1038/nchem.1889
- Larriba, C., Hogan, C. J., Attoui, M., Borrajo, R., Garcia, J. F., and de la Mora, J. F. (2011). The mobility–volume relationship below 3.0 nm examined by tandem mobility–mass measurement. *Aerosol Sci. Technol.* 45 (4), 453–467. doi:10.1080/02786826.2010.546820
- Lawler, M. J., Rissanen, M. P., Ehn, M., Mauldin, R. L., Sarnela, N., Sipila, M., et al. (2018). Evidence for diverse biogeochemical drivers of boreal forest new particle formation. *Geophys. Res. Lett.* 45 (4), 2038–2046. doi:10.1002/2017gl076394
- Lawler, M. J., Whitehead, J., O'Dowd, C., Monahan, C., McFiggans, G., and Smith, J. N. (2014). Composition of 15–85 nm particles in marine air. *Atmos. Chem. Phys.* 14 (21), 11557–11569. doi:10.5194/acp-14-11557-2014
- Lee, S. H., Gordon, H., Yu, H., Lehtipalo, K., Haley, R., Li, Y. X., et al. (2019). New particle formation in the atmosphere: From molecular clusters to global climate. *J. Geophys. Res. Atmos.* 124 (13), 7098–7146. doi:10.1029/2018jd029356
- Lehtipalo, K., Rondo, L., Kontkanen, J., Schobesberger, S., Jokinen, T., Sarnela, N., et al. (2016). The effect of acid-base clustering and ions on the growth of atmospheric nano-particles. *Nat. Commun.* 7, 11594. doi:10.1038/ncomms11594
- Li, C. X., and Hogan, C. J. (2017). Vapor specific extents of uptake by nanometer scale charged particles. *Aerosol Sci. Technol.* 51 (5), 653–664. doi:10.1080/02786826.2017.1288285
- Li, X., Jiang, J., Wang, D., Ge, M., and Hao, J. (2021a). Research progress on the sources and the chemical composition of ambient ultrafine particles. *Environ. Chem.* 40 (10), 2947–2959. doi:10.7524/j.issn.0254-6108.2021032701
- Li, X., Li, Y., Cai, R., Yan, C., Qiao, X., Guo, Y., et al. (2022). Insufficient condensable organic vapors lead to slow growth of new particles in an urban environment. *Environ. Sci. Technol.* 14, 9936. doi:10.1021/acs.est.2c01566
- Li, X., Li, Y., Lawler, M. J., Hao, J., Smith, J. N., and Jiang, J. (2021b). Composition of ultrafine particles in urban Beijing: Measurement using a thermal desorption chemical ionization mass spectrometer. *Environ. Sci. Technol.* 55 (5), 2859–2868. doi:10.1021/acs.est.0c06053
- Makela, J. M., Yli-Koivisto, S., Hiltunen, V., Seidl, W., Swietlicki, E., Teinila, K., et al. (2001). Chemical composition of aerosol during particle formation events in boreal forest. *Tellus B* 53 (4), 380–393. doi:10.1034/j.1600-0889.2001.d01-27.x
- Marti, J. J., Weber, R. J., Saros, M. T., Vasilou, J. G., and McMurry, P. H. (1996). Modification of the TSI 3025 condensation particle counter for pulse height analysis. *Aerosol Sci. Technol.* 25 (2), 214–218. doi:10.1080/02786829608965392
- Mason, E. A., and Schamp, H. W. (1958). Mobility of gaseous ions in weak electric fields. *Ann. Phys.* 4 (3), 233–270. doi:10.1016/0003-4916(58)90049-6
- Massoli, P., Stark, H., Canagaratna, M. R., Krechmer, J. E., Xu, L., Ng, N. L., et al. (2018). Ambient measurements of highly oxidized gas-phase molecules during the southern oxidant and aerosol study (SOAS) 2013. *ACS Earth Space Chem.* 2 (7), 653–672. doi:10.1021/acsearthspacechem.8b00028
- May, J. C., and McLean, J. A. (2015). Ion mobility-mass spectrometry: Time-dispersive instrumentation. *Anal. Chem.* 87 (3), 1422–1436. doi:10.1021/ac504720m
- McDaniel, E. W., Martin, D. W., and Barnes, W. S. (1962). Drift tube-mass spectrometer for studies of low-energy ion-molecule reactions. *Rev. Sci. Instrum.* 33 (1), 2–7. doi:10.1063/1.1717656
- Merikanto, J., Spracklen, D. V., Mann, G. W., Pickering, S. J., and Carslaw, K. S. (2009). Impact of nucleation on global CCN. *Atmos. Chem. Phys.* 9 (21), 8601–8616. doi:10.5194/acp-9-8601-2009
- Merikanto, J., Spracklen, D. V., Pringle, K. J., and Carslaw, K. S. (2010). Effects of boundary layer particle formation on cloud droplet number and changes in cloud albedo from 1850 to 2000. *Atmos. Chem. Phys.* 10 (2), 695–705. doi:10.5194/acp-10-695-2010
- O'Dowd, C. D., Aalto, P., Hmeri, K., Kulmala, M., and Hoffmann, T. (2002). Aerosol formation: Atmospheric particles from organic vapours. *Nature* 416 (6880), 497–498. doi:10.1038/416497a
- O'Dowd, C. D., Aalto, P. P., Yoon, Y. J., and Hameri, K. (2004). The use of the pulse height analyser ultrafine condensation particle counter (PHA-UCCPC) technique applied to sizing of nucleation mode particles of differing chemical composition. *J. Aerosol Sci.* 35 (2), 205–216. doi:10.1016/j.jaerosci.2003.08.003
- Oberreit, D., Rawat, V. K., Larriba-Andaluz, C., Ouyang, H., McMurry, P. H., and Hogan, C. J., Jr. (2015). Analysis of heterogeneous water vapor uptake by metal iodide cluster ions via differential mobility analysis-mass spectrometry. *J. Chem. Phys.* 143 (10), 104204. doi:10.1063/1.4930278

- Oberreit, D. R., McMurry, P. H., and Hogan, C. J., Jr. (2014). Analysis of heterogeneous uptake by nanoparticles via differential mobility analysis-drift tube ion mobility spectrometry. *Phys. Chem. Chem. Phys.* 16 (15), 6968–6979. doi:10.1039/c3cp54842b
- Ortega, I. K., Olenius, T., Kupiainen-Määttä, O., Loukonen, V., Kurtén, T., and Vehkamäki, H. (2014). Electrical charging changes the composition of sulfuric acid–ammonia/dimethylamine clusters. *Atmos. Chem. Phys.* 14 (15), 7995–8007. doi:10.5194/acp-14-7995-2014
- Ouyang, H., He, S., Larriba-Andaluz, C., and Hogan, C. J., Jr. (2015). IMS-MS and IMS-IMS investigation of the structure and stability of dimethylamine-sulfuric acid nanoclusters. *J. Phys. Chem. A* 119 (10), 2026–2036. doi:10.1021/jp512645g
- Peng, C., Deng, C., Lei, T., Zheng, J., Zhao, J., Wang, D., et al. (2022). Measurement of atmospheric nanoparticles: Bridging the gap between gas-phase molecules and larger particles. *J. Environ. Sci.* doi:10.1016/j.jes.2022.03.006
- Perraud, V., Li, X. X., Jiang, J. K., Finlayson-Pitts, B. J., and Smith, J. N. (2020). Size-resolved chemical composition of sub-20 nm particles from methanesulfonic acid reactions with methylamine and ammonia. *ACS Earth Space Chem.* 4 (7), 1182–1194. doi:10.1021/acsearthspacechem.0c00120
- Peters, M. D., and Kreidenweis, S. M. (2007). A single parameter representation of hygroscopic growth and cloud condensation nucleus activity. *Atmos. Chem. Phys.* 7 (8), 1961–1971. doi:10.5194/acp-7-1961-2007
- Purves, R. W., and Guevremont, R. (1999). Electrospray ionization high-field asymmetric waveform ion mobility spectrometry-mass spectrometry. *Anal. Chem.* 71 (13), 2346–2357. doi:10.1021/ac981380y
- Renzler, M., Kranabetter, L., Goulart, M., Scheier, P., and Echt, O. (2017). Positively and negatively charged cesium and $(C_{60})_mC_{5n}$ cluster ions. *J. Phys. Chem. C* 121 (20), 10817–10823. doi:10.1021/acs.jpcc.6b11928
- Riccobono, F., Schobesberger, S., Scott, C. E., Dommen, J., Ortega, I. K., Rondo, L., et al. (2014). Oxidation products of biogenic emissions contribute to nucleation of atmospheric particles. *Science* 344 (6185), 717–721. doi:10.1126/science.1243527
- Riipinen, I., Manninen, H. E., Yli-Juuti, T., Boy, M., Sipilä, M., Ehn, M., et al. (2009). Applying the Condensation Particle Counter Battery (CPCB) to study the water-affinity of freshly-formed 2–9 nm particles in boreal forest. *Atmos. Chem. Phys.* 9 (10), 3317–3330. doi:10.5194/acp-9-3317-2009
- Rönkkö, T., Kuuluvainen, H., Karjalainen, P., Keskinen, J., Hillamo, R., Niemi, J. V., et al. (2017). Traffic is a major source of atmospheric nanocluster aerosol. *Proc. Natl. Acad. Sci. U. S. A.* 114 (29), 7549–7554. doi:10.1073/pnas.1700830114
- Rönkkö, T., and Timonen, H. (2019). Overview of sources and characteristics of nanoparticles in urban traffic-influenced areas. *J. Alzheimers Dis.* 72 (1), 15–28. doi:10.3233/JAD-190170
- Rose, C., Zha, Q., Dada, L., Yan, C., Lehtipalo, K., Junninen, H., et al. (2018). Observations of biogenic ion-induced cluster formation in the atmosphere. *Sci. Adv.* 4 (4), eaar5218. doi:10.1126/sciadv.aar5218
- Ross Pennington, M., and Johnston, M. V. (2012). Trapping charged nanoparticles in the nano aerosol mass spectrometer (NAMS). *Int. J. Mass Spectrom.* 311, 64–71. doi:10.1016/j.jms.2011.12.011
- Rus, J., Moro, D., Sillero, J. A., Royuela, J., Casado, A., Estevez-Moliner, F., et al. (2010). IMS-MS studies based on coupling a differential mobility analyzer (DMA) to commercial API-MS systems. *Int. J. Mass Spectrom.* 298 (1), 30–40. doi:10.1016/j.jms.2010.05.008
- Saarikoski, S., Williams, L. R., Spielman, S. R., Lewis, G. S., Eiguren-Fernandez, A., Aurela, M., et al. (2019). Laboratory and field evaluation of the Aerosol Dynamics Inc. concentrator (ADIC) for aerosol mass spectrometry. *Atmos. Meas. Tech.* 12 (7), 3907–3920. doi:10.5194/amt-12-3907-2019
- Sakurai, H., Fink, M. A., McMurry, P. H., Mauldin, L., Moore, K. F., Smith, J. N., et al. (2005). Hygroscopicity and volatility of 4–10 nm particles during summertime atmospheric nucleation events in urban Atlanta. *J. Geophys. Res.* 110 (D22), D22S04. doi:10.1029/2005jd005918
- Saros, M. T., Weber, R. J., Marti, J. J., and McMurry, P. H. (1996). Ultrafine aerosol measurement using a condensation nucleus counter with pulse height analysis. *Aerosol Sci. Technol.* 25 (2), 200–213. doi:10.1080/02786829608965391
- Seinfeld, J. H., and Pandis, S. N. (2016). *Atmospheric chemistry and physics: From air pollution to climate change* Hoboken, NJ: John Wiley & Sons.
- Sipilä, M., Sarnela, N., Jokinen, T., Henschel, H., Junninen, H., Kontkanen, J., et al. (2016). Molecular-scale evidence of aerosol particle formation via sequential addition of HIO₃. *Nature* 537 (7621), 532–534. doi:10.1038/nature19314
- Smith, J. N., Barsanti, K. C., Friedli, H. R., Ehn, M., Kulmala, M., Collins, D. R., et al. (2010). Observations of ammonium salts in atmospheric nanoparticles and possible climatic implications. *Proc. Natl. Acad. Sci. U. S. A.* 107 (15), 6634–6639. doi:10.1073/pnas.0912127107
- Smith, J. N., Draper, D. C., Chee, S., Dam, M., Glicker, H., Myers, D., et al. (2021). Atmospheric clusters to nanoparticles: Recent progress and challenges in closing the gap in chemical composition. *J. Aerosol Sci.* 153, 105733. doi:10.1016/j.jaerosci.2020.105733
- Smith, J. N., Moore, K. F., Eisele, F. L., Voisin, D., Ghimire, A. K., Sakurai, H., et al. (2005). Chemical composition of atmospheric nanoparticles during nucleation events in Atlanta. *J. Geophys. Res.* 110 (D22), D22S03. doi:10.1029/2005jd005912
- Smith, J. N., Moore, K. F., McMurry, P. H., and Eisele, F. L. (2004). Atmospheric measurements of sub-20 nm diameter particle chemical composition by thermal desorption chemical ionization mass spectrometry. *Aerosol Sci. Technol.* 38 (2), 100–110. doi:10.1080/02786820490249036
- Tao, Y., Ye, X. N., Jiang, S. Q., Yang, X., Chen, J. M., Xie, Y. Y., et al. (2016). Effects of amines on particle growth observed in new particle formation events. *J. Geophys. Res. Atmos.* 121 (1), 324–335. doi:10.1002/2015jd024245
- Thomas, J. M., He, S., Larriba-Andaluz, C., DePalma, J. W., Johnston, M. V., and Hogan, C. J., Jr. (2016). Ion mobility spectrometry-mass spectrometry examination of the structures, stabilities, and extents of hydration of dimethylamine-sulfuric acid clusters. *Phys. Chem. Chem. Phys.* 18 (33), 22962–22972. doi:10.1039/c6cp03432b
- Vaattovaara, P., Huttunen, P. E., Yoon, Y. J., Joutsensaari, J., Lehtinen, K. E. J., O'Dowd, C. D., et al. (2006). The composition of nucleation and aiken modes particles during coastal nucleation events: Evidence for marine secondary organic contribution. *Atmos. Chem. Phys.* 6 (12), 4601–4616. doi:10.5194/acp-6-4601-2006
- Vaattovaara, P., Rasanen, M., Kuhn, T., Joutsensaari, J., and Laaksonen, A. (2005). A method for detecting the presence of organic fraction in nucleation mode sized particles. *Atmos. Chem. Phys.* 5 (12), 3277–3287. doi:10.5194/acp-5-3277-2005
- Viitanen, A. K., Saukko, E., Virtanen, A., Yli-Pirilaa, P., Smith, J. N., Joutsensaari, J., et al. (2010). Ion mobility distributions during the initial stages of new particle formation by the ozonolysis of alpha-pinene. *Environ. Sci. Technol.* 44 (23), 8917–8923. doi:10.1021/es101572u
- Vogel, A. L., Schneider, J., Muller-Tautges, C., Phillips, G. J., Pohlker, M. L., Rose, D., et al. (2016). Aerosol chemistry resolved by mass spectrometry: Linking field measurements of cloud condensation nuclei activity to organic aerosol composition. *Environ. Sci. Technol.* 50 (20), 10823–10832. doi:10.1021/acs.est.6b01675
- Voisin, D., Smith, J. N., Sakurai, H., McMurry, P. H., and Eisele, F. L. (2003). Thermal desorption chemical ionization mass spectrometer for ultrafine particle chemical composition. *Aerosol Sci. Technol.* 37 (6), 471–475. doi:10.1080/027868203009059
- Wagner, A. C., Bergen, A., Brilke, S., Fuchs, C., Ernst, M., Hoker, J., et al. (2018). Size-resolved online chemical analysis of nanoaerosol particles: A thermal desorption differential mobility analyzer coupled to a chemical ionization time-of-flight mass spectrometer. *Atmos. Meas. Tech.* 11 (10), 5489–5506. doi:10.5194/amt-11-5489-2018
- Wang, D., Li, Q., Shen, G., Deng, J., Zhou, W., Hao, J., et al. (2020a). Significant ultrafine particle emissions from residential solid fuel combustion. *Sci. Total Environ.* 715, 136992. doi:10.1016/j.scitotenv.2020.136992
- Wang, M., Kong, W., Marten, R., He, X. C., Chen, D., Pfeifer, J., et al. (2020b). Rapid growth of new atmospheric particles by nitric acid and ammonia condensation. *Nature* 581 (7807), 184–189. doi:10.1038/s41586-020-2270-4
- Wang, S., and Johnston, M. V. (2006). Airborne nanoparticle characterization with a digital ion trap-reflectron time of flight mass spectrometer. *Int. J. Mass Spectrom.* 258 (1–3), 50–57. doi:10.1016/j.jms.2006.07.001
- Wang, S., Zordan, C. A., and Johnston, M. V. (2006). Chemical characterization of individual, airborne sub-10-nm particles and molecules. *Anal. Chem.* 78 (6), 1750–1754. doi:10.1021/ac052243l
- Wang, Z. B., Hu, M., Sun, J. Y., Wu, Z. J., Yue, D. L., Shen, X. J., et al. (2013). Characteristics of regional new particle formation in urban and regional background environments in the North China Plain. *Atmos. Chem. Phys.* 13 (24), 12495–12506. doi:10.5194/acp-13-12495-2013
- Wang, Z., Su, H., Wang, X., Ma, N., Wiedensohler, A., Poschl, U., et al. (2015). Scanning supersaturation condensation particle counter applied as a nano-CCN counter for size-resolved analysis of the hygroscopicity and chemical composition of nanoparticles. *Atmos. Meas. Tech.* 8 (5), 2161–2172. doi:10.5194/amt-8-2161-2015
- Wang, Z., Wu, Z., Yue, D., Shang, D., Guo, S., Sun, J., et al. (2017). New particle formation in China: Current knowledge and further directions. *Sci. Total Environ.* 577, 258–266. doi:10.1016/j.scitotenv.2016.10.177
- Weber, R. J., McMurry, P. H., Mauldin, R. L., Tanner, D. J., Eisele, F. L., Clarke, A. D., et al. (1999). New particle formation in the remote troposphere: A comparison of observations at various sites. *Geophys. Res. Lett.* 26 (3), 307–310. doi:10.1029/1998gl900308
- Wasits, P. J., Stolzenburg, D., Tauber, C., Brilke, S., Schmitt, S. H., Winkler, P. M., et al. (2020). Counting on chemistry: Laboratory evaluation of seed-material-dependent detection efficiencies of ultrafine condensation particle counters. *Atmos. Meas. Tech.* 13 (7), 3787–3798. doi:10.5194/amt-13-3787-2020

- Yao, L., Garmash, O., Bianchi, F., Zheng, J., Yan, C., Kontkanen, J., et al. (2018). Atmospheric new particle formation from sulfuric acid and amines in a Chinese megacity. *Science* 361 (6399), 278–281. doi:10.1126/science.aao4839
- Yin, R., Yan, C., Cai, R., Li, X., Shen, J., Lu, Y., et al. (2021). *Acid-base clusters during atmospheric new particle formation in urban beijing*. Beijing: Environmental Science & Technology. doi:10.1021/acs.est.1c02701
- Zhang, R., Wang, L., Khalizov, A. F., Zhao, J., Zheng, J., McGraw, R. L., et al. (2009). Formation of nanoparticles of blue haze enhanced by anthropogenic pollution. *Proc. Natl. Acad. Sci. U. S. A.* 106 (42), 17650–17654. doi:10.1073/pnas.0910125106
- Zhang, X., Lambe, A. T., Upshur, M. A., Brooks, W. A., Gray Be, A., Thomson, R. J., et al. (2017). Highly oxygenated multifunctional compounds in alpha-pinene secondary organic aerosol. *Environ. Sci. Technol.* 51 (11), 5932–5940. doi:10.1021/acs.est.6b06588
- Zhang, X., Zhang, H. F., Xu, W., Wu, X. K., Tyndall, G. S., Orlando, J. J., et al. (2019). Molecular characterization of alkyl nitrates in atmospheric aerosols by ion mobility mass spectrometry. *Atmos. Meas. Tech.* 12 (10), 5535–5545. doi:10.5194/amt-12-5535-2019
- Zhao, J., Eisele, F. L., Titcombe, M., Kuang, C. G., and McMurry, P. H. (2010). Chemical ionization mass spectrometric measurements of atmospheric neutral clusters using the cluster-CIMS. *J. Geophys. Res.* 115 (D8), D08205. doi:10.1029/2009jd012606
- Zhao, J., Ortega, J., Chen, M., McMurry, P. H., and Smith, J. N. (2013). Dependence of particle nucleation and growth on high-molecular-weight gas-phase products during ozonolysis of α -pinene. *Atmos. Chem. Phys.* 13 (15), 7631–7644. doi:10.5194/acp-13-7631-2013
- Zhao, J., Smith, J. N., Eisele, F. L., Chen, M., Kuang, C., and McMurry, P. H. (2011). Observation of neutral sulfuric acid-amine containing clusters in laboratory and ambient measurements. *Atmos. Chem. Phys.* 11 (21), 10823–10836. doi:10.5194/acp-11-10823-2011

Appendix 1: List of abbreviations

CPC	Condensation particle counter
DMA	Differential mobility analyzer
MS	Mass spectrometer
Cluster-CIMS	Cluster chemical ionization mass spectrometer
API-TOF	Atmospheric-pressure-interface time-of-flight mass spectrometer
CI-API-TOF	Chemical ionization atmospheric-pressure-interface time-of-flight mass spectrometer
IMS-MS	Ion mobility spectrometer-mass spectrometer
TDCIMS	Thermal desorption chemical ionization mass spectrometer
NAMS	Nano aerosol mass spectrometer
DAII	Droplet assisted inlet ionization
PHA-CPC	Pulse-height analyzer CPC
CPCB	Condensation particle counter battery
nano-CCNC	nano cloud condensation nuclei counter
TDMA	Tandem DMA
nano H(V)-TDMA	nano Hygroscopicity (Volatility)-TDMA
