



Polypyrrole Wrapped V_2O_5 Nanowires Composite for Advanced Aqueous Zinc-Ion Batteries

Xinghua Qin¹, Xinyu Wang^{1*}, Juncai Sun¹, Qiongqiong Lu^{2*}, Ahmad Omar² and Daria Mikhailova²

¹ Institute of Materials and Technology, Dalian Maritime University, Dalian, China, ² Leibniz Institute for Solid State and Materials Research (IFW) Dresden e.V., Dresden, Germany

OPEN ACCESS

Edited by:

Yaolin Xu,

Helmholtz-Zentrum Berlin für

Materialien und Energie,

Helmholtz-Gemeinschaft Deutscher

Forschungszentren (HZ), Germany

Reviewed by:

Soorathep Kheawhom,

Chulalongkorn University, Thailand

Lian Yi Shao,

Guangdong University of Technology,

China

Ning Zhang,

Hebei University, China

*Correspondence:

Xinyu Wang

wangxinyu@dlmu.edu.cn

Qiongqiong Lu

q.lu@ifw-dresden.de

Specialty section:

This article was submitted to

Electrochemical Energy Conversion

and Storage,

a section of the journal

Frontiers in Energy Research

Received: 01 July 2020

Accepted: 29 July 2020

Published: 27 August 2020

Citation:

Qin X, Wang X, Sun J, Lu Q,

Omar A and Mikhailova D (2020)

Polypyrrole Wrapped V_2O_5

Nanowires Composite for Advanced

Aqueous Zinc-Ion Batteries.

Front. Energy Res. 8:199.

doi: 10.3389/fenrg.2020.00199

Aqueous zinc-ion batteries (ZIBs) have obtained increasing attention owing to the high safety, material abundance, and environmental benignity. However, the development of cathode materials with high capacity and stable cyclability is still a challenge. Herein, the polypyrrole (PPy)-wrapped V_2O_5 nanowire (V_2O_5 /PPy) composite was synthesized by a surface-initiated polymerization strategy, ascribing to the redox reaction between V_2O_5 and pyrrole. The introduction of PPy on the surface of V_2O_5 nanowires not only enhanced the electronic conductivity of the active materials but also reduced the V_2O_5 dissolution. As a result, the V_2O_5 /PPy composite cathode exhibits a high specific capacity of 466 mAh g^{-1} at 0.1 A g^{-1} and a superior cycling stability with 95% capacity retention after 1000 cycles at a high current density of 5 A g^{-1} . The superior electrochemical performance is ascribed to the large ratio of capacitive contribution (92% at 1 mV s^{-1}) and a fast Zn^{2+} diffusion rate. This work presents a simple method for fabricating V_2O_5 /PPy composite toward advanced ZIBs.

Keywords: V_2O_5 nanowires, surface-initiated polymerization, polypyrrole, cathode material, aqueous zinc-ion battery

INTRODUCTION

The ever-increasing energy consumption, and limited fossil fuels, necessitates effective utilization of renewable energy resources (Xu F. et al., 2020). For that purpose, large-scale efficient energy storage systems are desired (Shao et al., 2021). Although lithium-ion battery has found widespread applicability, it suffers from safety issues caused by flammable organic electrolytes as well as the availability of Li source (Dong et al., 2020; Lu et al., 2020). Aqueous zinc-ion batteries (ZIBs) are regarded as a suitable alternative for scalable energy storage systems, due to the usage of zinc metal anode which, apart from high abundance and environmental friendliness, has a large theoretical capacity (820 mAh g^{-1}) and a low redox potential [−0.76 V vs. SHE (Wang F. et al., 2018; Wang et al., 2020b; Zhang et al., 2019a). Furthermore, the possibility of an aqueous electrolyte endows an intrinsic non-flammability and high ionic conductivity (Wang et al., 2020a). However, corresponding ZIB cathode materials with high capacity and stable cyclability need to be further explored (Zhang et al., 2019b).

Manganese oxides (Khamsanga et al., 2019; Wang J. et al., 2019), Prussian blue analogs (Liu et al., 2020; Zampardi and La Mantia, 2020), vanadium-based compounds (Yang et al., 2020), and some organic materials (Wang et al., 2020c) have been investigated as cathode materials for aqueous

ZIBs. Among those, vanadium-based materials, particularly vanadium oxides, are very attractive because of the advantage of high theoretical capacities due to multiple oxidation states of vanadium. Unfortunately, the electrochemical performance of vanadium oxides in ZIBs is hindered by their poor electronic conductivity and noticeable solubility in the electrolyte (Zhang et al., 2020). To address these issues, various strategies have been applied, such as using pre-insertion materials ($V_2O_5 \cdot H_2O$) (Wang X. et al., 2019), integration with carbon materials (Yan et al., 2018), as well as electrolyte modifications (Wan et al., 2018). Another viable approach is to incorporate conducting polymers along with V_2O_5 (Du et al., 2020). Polypyrrole (PPy) is a widely used conductive polymer, and V_2O_5 /PPy composites have been shown to exhibit enhanced performance in supercapacitors and LIBs (Wang J.G. et al., 2018). Therefore, with regard to aqueous ZIBs, an effective PPy coating can aid in enhancing the electronic conductivity of V_2O_5 as well as help to reduce the solubility in the electrolyte.

Herein, V_2O_5 nanowires were synthesized by a facile hydrothermal method, and a surface-initiated polymerization method was utilized to fabricate a PPy-wrapped V_2O_5 nanowire composite. V_2O_5 served as the initiator to induce the polymerization reaction of pyrrole monomer at room temperature due to the strong oxidizing property of V^{5+} . Benefiting from the improved electronic conductivity and restricted V_2O_5 dissolution due to the PPy layer, V_2O_5 /PPy cathode delivered a higher specific capacity and rate performance in comparison to the pristine V_2O_5 nanowire cathode. Therefore, the V_2O_5 /PPy composite is a promising high-performance cathode material for aqueous ZIBs toward large-scale energy storage applications.

EXPERIMENTAL SECTION

V_2O_5 nanowires were synthesized by a facile hydrothermal method according to previously reported literature (Wang J.G. et al., 2018). 200 mg of obtained V_2O_5 nanowires was dispersed into deionized water. Then, pyrrole (0.1 ml) dissolved in DMF (4 ml) was slowly added to the above V_2O_5 nanowire suspended solution and stirred for 24 h. The obtained V_2O_5 /PPy was washed carefully and dried in a vacuum oven.

More detailed synthesis and characterization processes are available in electronic **Supplementary Information**.

RESULTS AND DISCUSSION

V_2O_5 nanowires were synthesized by the hydrothermal method. The as-obtained V_2O_5 nanowires show a diameter of approximately 15 nm with a cable-like nanostructure (**Supplementary Figure S1A**). The V_2O_5 /PPy composites were prepared using a surface-initiated polymerization strategy, as shown in **Figure 1A**. Owing to the strong oxidizing property of V_2O_5 , the pyrrole monomer can be polymerized with V_2O_5 initiation, resulting in the surface coating of V_2O_5 with PPy. The morphology of V_2O_5 nanowires was well-maintained after

PPy coating, indicating that the wrapping procedure has no significant influence on the V_2O_5 morphology (**Figure 1B**). The TEM image also confirms the nanowire morphology of the V_2O_5 /PPy composite (**Figure 1D**). EDS elemental mappings show the homogeneous distribution of C, O, V, and N throughout the entire V_2O_5 /PPy composite, indicating the presence of PPy (**Figure 1C** and **Supplementary Figure S1B**).

The XRD data of the V_2O_5 nanowires mainly fit with the layered orthorhombic structure (JCPDS no. 40-1296), and typical (001) and (003) reflection peaks are present (**Figure 1E**). A little amount of V_4O_7 was also indexed and may be assigned to the reduction of P123. The interlayer distance is estimated to be 0.96 nm by Bragg's law from the (001) peak. This large distance is beneficial for Zn^{2+} insertion/extraction during the electrochemical process. After the PPy coating, no significant change is observed in the XRD data, indicating that the layered structure was well maintained after the polymerization process. In order to confirm the PPy coating and identify the valence state of vanadium in the V_2O_5 /PPy composite, XPS was carried out. **Figure 1F** shows the survey spectrum with the clear presence of N 1s and C 1s, confirming the polymeric coating (see also **Supplementary Figure S2**). **Figure 1G** shows the V 2p spectrum, with strong V 2p_{3/2} and V 2p_{1/2} peaks of V^{5+} located at 517.6 eV and 525 eV, along with shoulder peaks at 516 eV and 523.8 eV, corresponding to V^{4+} (Liu et al., 2019). The presence of a small amount of V^{4+} (9.3 at.%) corresponds to the oxygen vacancies generated in the V_2O_5 surface due to the redox reaction between V_2O_5 and pyrrole. Previous studies on V_2O_5 demonstrated that such vacancies enhance the electrochemical performance (Liao et al., 2020).

The electrochemical performance of pristine V_2O_5 and V_2O_5 /PPy composites is evaluated in aqueous ZIBs. **Figure 2A** presents the rate capability of the pristine V_2O_5 cathode and V_2O_5 /PPy composite cathode. The V_2O_5 /PPy composite cathode delivers a high initial capacity of 466 mAh g^{-1} at 0.1 A g^{-1} , as compared to the V_2O_5 nanowire electrodes (425 mAh g^{-1}). Even at a very high current density of 5.0 A g^{-1} , the V_2O_5 /PPy composite cathode still possesses a higher discharge capacity of 174 mAh g^{-1} than that observed for the V_2O_5 nanowire cathode (142 mAh g^{-1}). The results point to the better rate performance of V_2O_5 /PPy composite in comparison to non-modified V_2O_5 nanowire electrodes. The voltage-capacity plots for the V_2O_5 /PPy composite at different current rates demonstrate that the redox plateaus are well maintained even at a high current density of 5.0 A g^{-1} (**Figure 2B**). In comparing to voltage-capacity plots for pristine V_2O_5 , the overpotentials are slightly lower suggesting improved kinetics due to the higher electrical conductivity of the composite (**Supplementary Figure S3**).

Based on the voltage profiles, the energy/power densities of the batteries were calculated and are shown in the Ragone plot (**Figure 2C**). Impressively, the batteries based on the V_2O_5 /PPy composite cathode display a high energy density of 235 Wh kg^{-1} at a power density of 56 W kg^{-1} and exhibit a relatively high energy density of 100 Wh kg^{-1} even at a high power density of 2335 W kg^{-1} . Moreover, the V_2O_5 /PPy composite cathodes are highly competitive among the aqueous ZIBs based on the different cathodes: V_2O_5 (Hu et al., 2017),

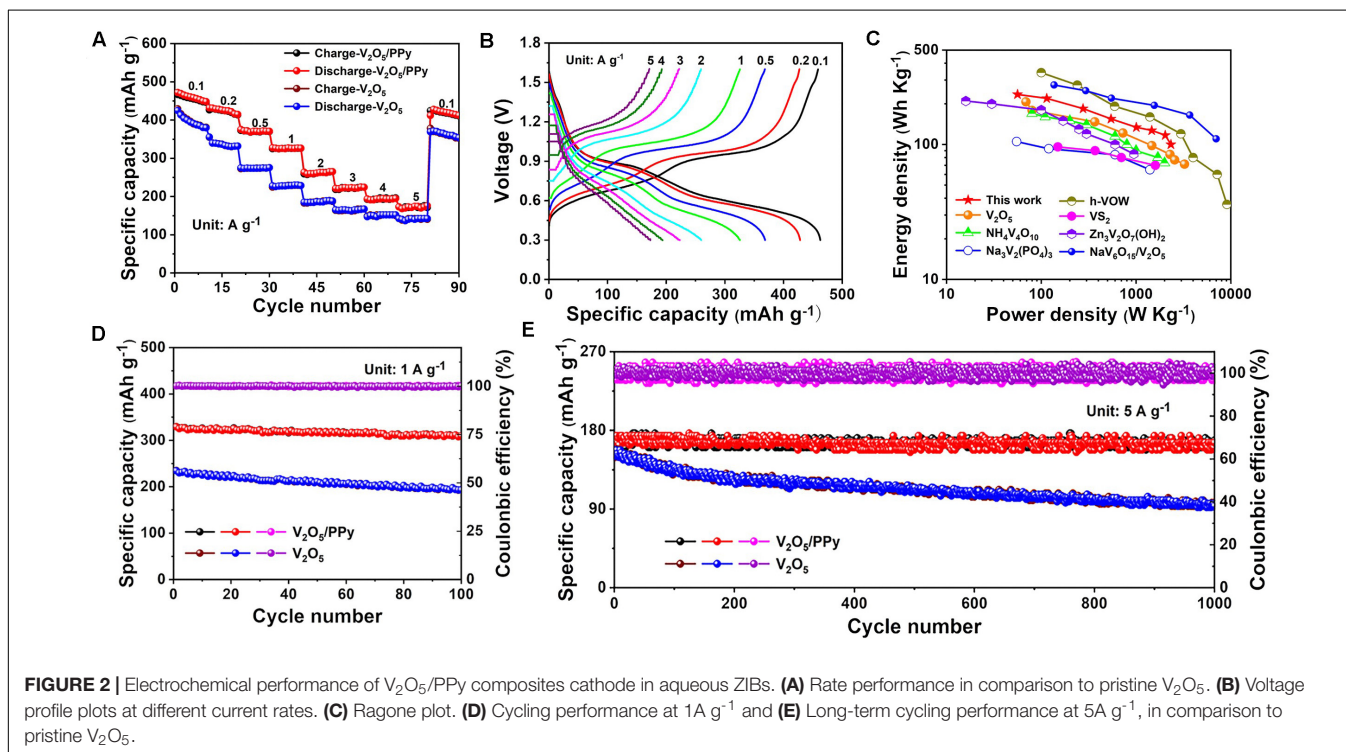
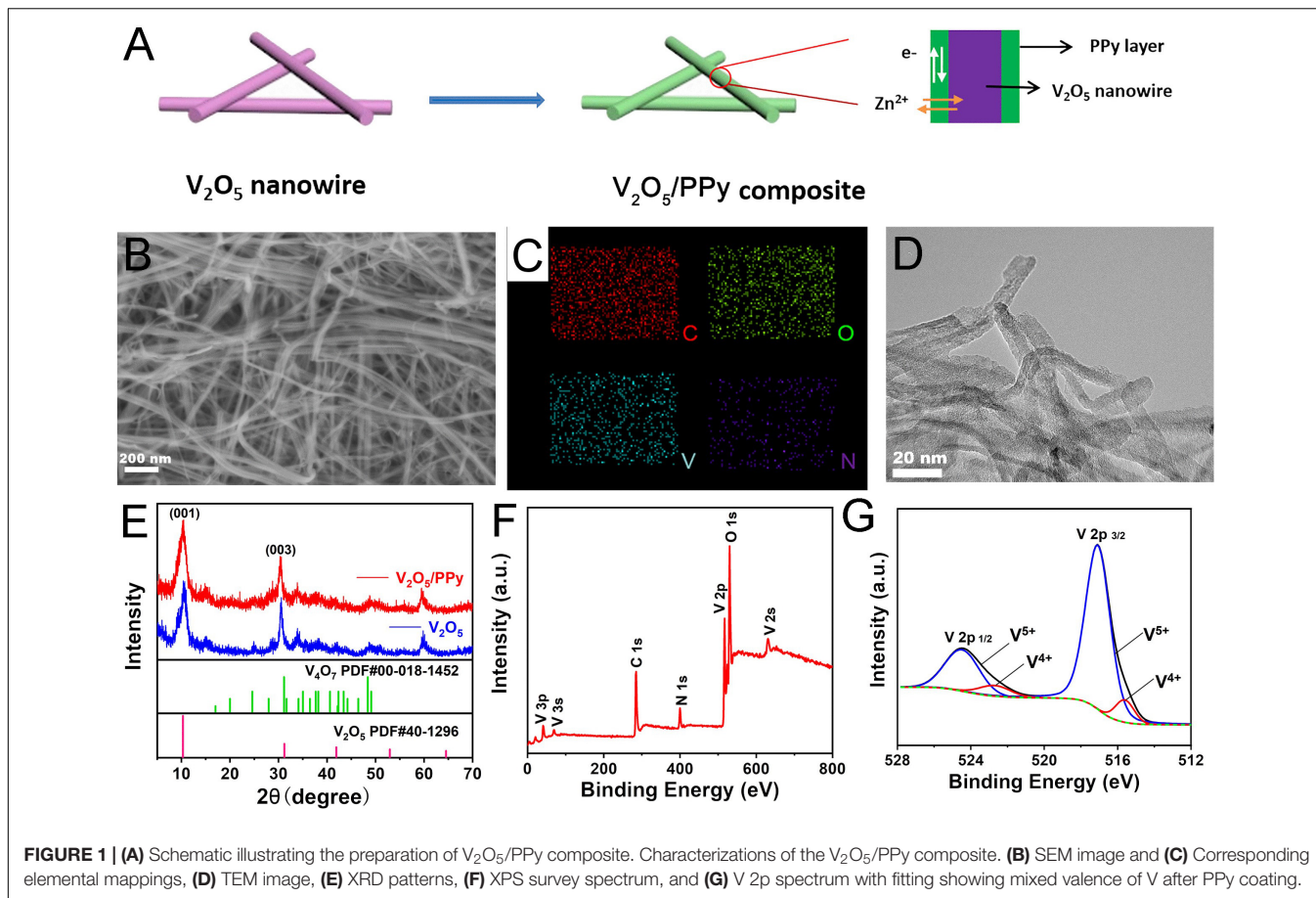


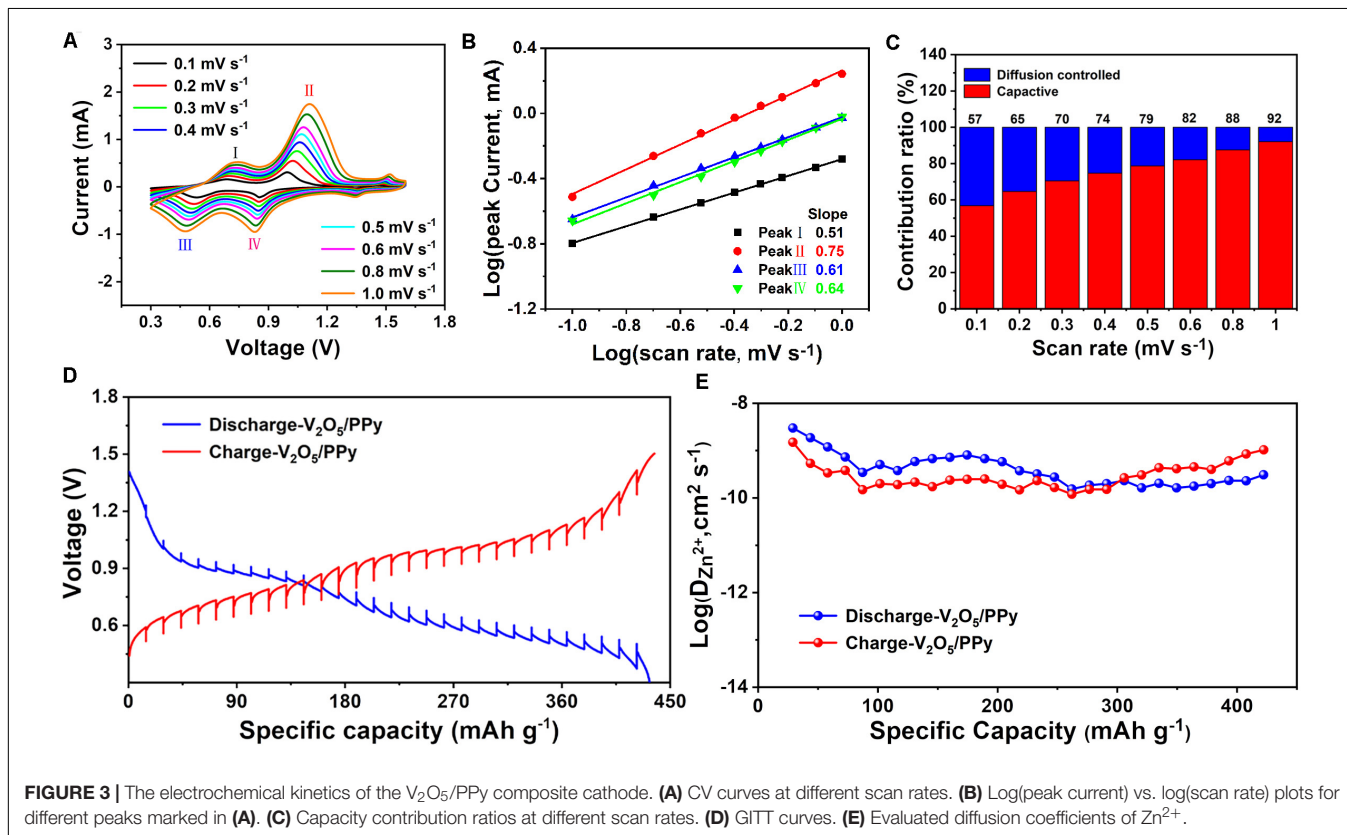
TABLE 1 | Comparison of the initial capacity and cycling stability of V₂O₅/PPy composite with recent literature data on vanadium oxide-based cathodes in aqueous ZIBs.

Electrodes	Rate (mA g ⁻¹)	Initial capacity (mAh g ⁻¹)	Capacity Retention	References
V ₂ O ₅ /PPy	1000	329	94% (100 cycles)	This work
	5000	174	95% (1000 cycles)	
K _{0.25} V ₂ O ₅	1000	205	83% (50 cycles)	Li S. et al., 2019
Na _{1.25} V ₃ O ₈	1000	280	75% (50 cycles)	Xie et al., 2020
α-Zn ₂ V ₂ O ₇	4000	163	85% (1000 cycles)	Sambandam et al., 2018
V ₂ O ₅ ·nH ₂ O	6000	281.7	71% (900 cycles)	Yan et al., 2018
H ₂ V ₃ O ₈	5000	173.6	94.3% (1000 cycles)	He et al., 2017a
Li _x V ₂ O ₅ ·nH ₂ O	5000	252	92.1% (500 cycles)	Yang Y. et al., 2018
(NH ₄) ₂ V ₆ O ₁₆	1000	361.6	76.1% (100 cycles)	Xu L. et al., 2020

NH₄V₄O₁₀ (Yang G. et al., 2018), Na₃V₂(PO₄)₃ (Li et al., 2016), heterogeneous vanadium oxide nanowire with V₂O₅·nH₂O shell and V₃O₇·H₂O core (h-VOW) (Li X. et al., 2019), VS₂ (He et al., 2017b), Zn₃V₂O₇(OH)₂ (Chao et al., 2018), and NaV₆O₁₅/V₂O₅ (Lanlan et al., 2020). In addition, as shown in **Figure 2D**, the

V₂O₅/PPy composite cathode exhibits a high initial capacity of 329 mAh g⁻¹ at 1 A g⁻¹ and a capacity retention of 94% after 100 cycles, which is much higher than that of pristine V₂O₅ cathodes (234 mAh g⁻¹, 82%). Furthermore, long-term cycling performance of the cathodes was evaluated, because it is a key feature for practical applications. Even after 1000 cycles, the batteries based on the V₂O₅/PPy composite cathode show a reversible capacity of 174 mAh g⁻¹ with a capacity retention of 95%. In contrast, pristine V₂O₅ cathodes exhibit a poor cycling stability, with a specific capacity of only 93 mAh g⁻¹ after 1000 cycles corresponding to a capacity retention of 62% (**Figure 2E**). The strong capacity fading observed for pristine V₂O₅ cathode is most probably be a result of V₂O₅ dissolution during cycling, which is minimized with the PPy coating for the V₂O₅/PPy composite. Moreover, such a high cycling stability for the V₂O₅/PPy composite is better compared to the recently reported literature on aqueous ZIBs with vanadium oxide-based cathodes (**Table 1**). The high rate performance and stable long cycle life of the V₂O₅/PPy composite cathode are ascribed to the introduction of a conductive polymer PPy layer, which not only increases the electronic conductivity but also reduces the dissolution of V₂O₅ in the electrolyte.

The electrochemical kinetics of the V₂O₅/PPy composite cathode was further investigated to understand the impressive performance. Cyclic voltammetry (CV) was performed at various scan rates from 0.1 to 1.0 mV s⁻¹ (**Figure 3A**). The CV curves show similar redox peaks in the voltage window of 0.3–1.6 V. The characteristic peaks appeared at 0.5/0.7 V as well as 0.8/1.0 V,



reflecting the redox processes in V₂O₅ that is consistent with reported literature (Yang Y. et al., 2018; Zhang et al., 2018). The capacity is regarded to be originated from two contributed parts: a surface-controlled capacitive part and a diffusion-induced part, as described in the literature (Ming et al., 2018):

$$i = av^b \quad (1)$$

In this equation, v is the scan rate, and a and b refer to adjustable parameters. The b values range from 0.5 to 1.0. Corresponding to $b = 0.5$, the observed capacity is fully diffusion-induced. When the capacity is completely determined by a surface-controlled capacitive part, the b value is close to 1.0. The peak currents at different scan rates are plotted and fitted with a linear function (Figure 3B). The b values are 0.51, 0.75, 0.61, and 0.64, which implies that the capacity of the V₂O₅/PPy composite cathode is simultaneously influenced by both the capacitive and diffusion processes. Furthermore, the capacity is divided as a capacitive-controlled part (k_1v) and diffusion-induced part ($k_2v^{1/2}$) as described by the following equations:

$$i = k_1v + k_2v^{1/2} \quad (2)$$

or

$$i/v^{1/2} = k_1v^{1/2} + k_2 \quad (3)$$

The ratios of surface-controlled capacitive and diffusion-induced parts with various scan rates are displayed in Figure 3C. The surface-controlled capacitive contribution ratio increases from 57% (0.1 mV s⁻¹) to 92% (1.0 mV s⁻¹), indicating that the batteries possess fast charge-transfer kinetics. The kinetics of the V₂O₅/PPy composite cathode is further evaluated by galvanostatic intermittent titration technique (GITT). The profiles in GITT curves of V₂O₅/PPy electrode are well in coincidence with the galvanostatic charge-discharge profiles (Figure 3D). The zinc-ion diffusion coefficient during discharging-charging procedures for V₂O₅/PPy is 3.03×10^{-9} – 1.46×10^{-10} cm² S⁻¹ (Figure 3E), which is comparable to that of the reported aqueous ZIBs based on the V₂O₅@CNT composite and porous V₂O₅ nanofiber cathodes (Chen et al., 2019, 2020).

CONCLUSION

In this work, a surface-initiated polymerization strategy was utilized to synthesize PPy-wrapped V₂O₅ nanowires. Owing to

REFERENCES

- Chao, D., Zhu, C., Song, M., Liang, P., Zhang, X., Tiep, N. H., et al. (2018). A high-rate and stable quasi-solid-state zinc-ion battery with novel 2D layered zinc orthovanadate array. *Adv. Mater.* 30:1803181. doi: 10.1002/adma.201803181
- Chen, H., Qin, H., Chen, L., Wu, J., and Yang, Z. (2020). V₂O₅@CNTs as cathode of aqueous zinc ion battery with high rate and high stability. *J. Alloys Compd.* 842, 1–7. doi: 10.1016/j.jallcom.2020.155912
- Chen, X., Wang, L., Li, H., Cheng, F., and Chen, J. (2019). Porous V₂O₅ nanofibers as cathode materials for rechargeable aqueous zinc-ion batteries. *J. Energy Chem.* 38, 20–25. doi: 10.1016/j.jchem.2018.12.023

the strong oxidizing property of V⁵⁺, the polymerization of the pyrrole monomer could be initiated at room temperature. Due to the introduction of the conductive PPy layer, the V₂O₅/PPy cathode displayed a superior specific capacity and excellent cycling stability. The outstanding electrochemical properties are explained by the large ratio of a capacitive-controlled process (92% at 1 mV s⁻¹) and a fast zinc ion diffusion coefficient. Considering the excellent electrochemical performance, coupled with the safe and simple operation process of aqueous ZIBs, the V₂O₅/PPy composite cathode holds great promise for practical grid-level storage applications.

DATA AVAILABILITY STATEMENT

The raw data supporting the conclusions of this article will be made available by the authors, without undue reservation.

AUTHOR CONTRIBUTIONS

All authors listed have made a substantial, direct and intellectual contribution to the work, and approved it for publication.

FUNDING

This work was supported by the National Natural Science Foundation of China (21905037) and the Fundamental Research Funds for the Central Universities (3132019328 and 3132020151).

ACKNOWLEDGMENTS

QL acknowledges the financial support from the China Scholarship Council (CSC).

SUPPLEMENTARY MATERIAL

The Supplementary Material for this article can be found online at: <https://www.frontiersin.org/articles/10.3389/fenrg.2020.00199/full#supplementary-material>

- Dong, Y., Di, S., Zhang, F., Bian, X., Wang, Y., Xu, J., et al. (2020). Nonaqueous electrolyte with dual-cations for high-voltage and long-life zinc batteries. *J. Mater. Chem. A* 8, 3252–3261. doi: 10.1039/c9ta13068c
- Du, Y., Wang, X., Man, J., and Sun, J. (2020). A novel organic-inorganic hybrid V₂O₅@polyaniline as high-performance cathode for aqueous zinc-ion batteries. *Mater. Lett.* 272:127813. doi: 10.1016/j.matlet.2020.127813
- He, P., Quan, Y., Xu, X., Yan, M., Yang, W., An, Q., et al. (2017a). High-performance aqueous zinc-ion battery based on layered H₂V₃O₈ nanowire cathode. *Small* 13:1702551. doi: 10.1002/sml.201702551
- He, P., Yan, M., Zhang, G., Sun, R., Chen, L., An, Q., et al. (2017b). Layered VS₂ nanosheet-based aqueous Zn ion battery cathode. *Adv. Energy Mater.* 7:1601920. doi: 10.1002/aenm.201601920

- Hu, P., Yan, M., Zhu, T., Wang, X., Wei, X., Li, J., et al. (2017). Zn/V₂O₅ aqueous hybrid-ion battery with high voltage platform and long cycle life. *ACS Appl. Mater. Interfaces* 9, 42717–42722. doi: 10.1021/acsami.7b13110
- Khamsanga, S., Pornprasertsuk, R., Yonezawa, T., Mohamad, A. A., and Kheawhom, S. (2019). delta-MnO₂ nanoflower/graphite cathode for rechargeable aqueous zinc ion batteries. *Sci. Rep.* 9:8441. doi: 10.1038/s41598-019-44915-8
- Lanlan, F., Zhenhuan, L., Weimin, K., and Bowen, C. (2020). Highly stable aqueous rechargeable Zn-ion battery: the synergistic effect between NaV₆O₁₅ and V₂O₅ in skin-core heterostructured nanowires cathode. *J. Energy Chem.* 55, 25–33. doi: 10.1016/j.jechem.2020.06.075
- Li, G., Yang, Z., Jiang, Y., Jin, C., Huang, W., Ding, X., et al. (2016). Towards polyvalent ion batteries: a zinc-ion battery based on NASICON structured Na₃V₂(PO₄)₃. *Nano Energy* 25, 211–217. doi: 10.1016/j.nanoen.2016.04.051
- Li, S., Chen, M., Fang, G., Shan, L., Cao, X., Huang, J., et al. (2019). Synthesis of polycrystalline K_{0.25}V₂O₅ nanoparticles as cathode for aqueous zinc-ion battery. *J. Alloys Compd.* 801, 82–89. doi: 10.1016/j.jallcom.2019.06.084
- Li, X., Ma, L., Zhao, Y., Yang, Q., Wang, D., Huang, Z., et al. (2019). Hydrated hybrid vanadium oxide nanowires as the superior cathode for aqueous Zn battery. *Mater. Today Energy* 14, 1–7. doi: 10.1016/j.mtener.2019.100361
- Liao, M., Wang, J., Ye, L., Sun, H., Wen, Y., Wang, C., et al. (2020). A deep-cycle aqueous zinc-ion battery containing an oxygen-deficient vanadium oxide cathode. *Angew. Chem. Int. Ed.* 59, 2273–2278. doi: 10.1002/anie.201912203
- Liu, C., Sun, Y., Nie, J., Dong, D., Xie, J., and Zhao, X. (2020). Stable cycling of a prussian blue-based Na/Zn hybrid battery in aqueous electrolyte with a wide electrochemical window. *New J. Chem.* 44, 4639–4646. doi: 10.1039/c9nj06024c
- Liu, F., Chen, Z., Fang, G., Wang, Z., Cai, Y., Tang, B., et al. (2019). V₂O₅ nanospheres with mixed vanadium valences as high electrochemically active aqueous zinc-ion battery cathode. *Nano Micro Lett.* 11:25. doi: 10.1007/s40820-019-0256-2
- Lu, Q., Wang, X., Omar, A., and Mikhailova, D. (2020). 3D Ni/Na metal anode for improved sodium metal batteries. *Mater. Lett.* 275, 128206–128210. doi: 10.1016/j.matlet.2020.128206
- Ming, F., Liang, H., Lei, Y., Kandambeth, S., Eddaoudi, M., and Alshareef, H. N. (2018). Layered Mg_xV₂O₅·nH₂O as cathode material for high-performance aqueous zinc ion batteries. *ACS Energy Lett.* 3, 2602–2609. doi: 10.1021/acscenergylett.8b01423
- Sambandam, B., Soundharajan, V., Kim, S., Alfaruqi, M. H., Jo, J., Kim, S., et al. (2018). Aqueous rechargeable Zn-ion batteries: an imperishable and high-energy Zn₂V₂O₇ nanowire cathode through intercalation regulation. *J. Mater. Chem. A* 6, 3850–3856. doi: 10.1039/C7TA11237H
- Shao, L., Wang, S., Wu, F., Shi, X., Sun, Z., and Tang, Y. (2021). Pampas grass-inspired FeOOH nanobelts as high performance anodes for sodium ion batteries. *J. Energy Chem.* 54, 138–142. doi: 10.1016/j.jechem.2020.05.051
- Wan, F., Zhang, L., Dai, X., Wang, X., Niu, Z., and Chen, J. (2018). Aqueous rechargeable zinc/sodium vanadate batteries with enhanced performance from simultaneous insertion of dual carriers. *Nat. Commun.* 9:1656. doi: 10.1038/s41467-018-04060-8
- Wang, F., Borodin, O., Gao, T., Fan, X., Sun, W., Han, F., et al. (2018). Highly reversible zinc metal anode for aqueous batteries. *Nat. Mater.* 17, 543–549. doi: 10.1038/s41563-018-0063-z
- Wang, J.-G., Liu, H., Liu, H., Hua, W., and Shao, M. (2018). Interfacial constructing flexible V₂O₅@polypyrrole core-shell nanowire membrane with superior supercapacitive performance. *ACS Appl. Mater. Interfaces* 10, 18816–18823. doi: 10.1021/acsami.8b05660
- Wang, J., Wang, J.-G., Liu, H., Wei, C., and Kang, F. (2019). Zinc ion stabilized MnO₂ nanospheres for high capacity and long lifespan aqueous zinc-ion batteries. *J. Mater. Chem. A* 7, 13727–13735. doi: 10.1039/c9ta03541a
- Wang, X., Ma, L., and Sun, J. (2019). Vanadium pentoxide nanosheets in-situ spaced with acetylene black as cathodes for high-performance zinc-ion batteries. *ACS Appl. Mater. Interfaces* 11, 41297–41303. doi: 10.1021/acsami.9b13103
- Wang, X., Li, Y., Wang, S., Zhou, F., Das, P., Sun, C., et al. (2020a). 2D Amorphous V₂O₅/graphene heterostructures for high-safety aqueous Zn-ion batteries with unprecedented capacity and ultrahigh rate capability. *Adv. Energy Mater.* 10:2000081. doi: 10.1002/aenm.202000081
- Wang, X., Qin, X., Lu, Q., Han, M., Omar, A., and Mikhailova, D. (2020b). Mixed phase sodium manganese oxide as cathode for enhanced aqueous zinc-ion storage. *Chin. J. Chem. Eng.* (in press). doi: 10.1016/j.cjche.2020.05.015
- Wang, Y., Wang, C., Ni, Z., Gu, Y., Wang, B., Guo, Z., et al. (2020c). Binding zinc ions by carboxyl groups from adjacent molecules toward long-Life aqueous zinc-organic batteries. *Adv. Mater.* 32, 1–8. doi: 10.1002/adma.202000338
- Xie, D., Hu, F., Yu, X., Cui, F., Song, G., and Zhu, K. (2020). High-performance Na_{1.25}V₃O₈ nanosheets for aqueous zinc-ion battery by electrochemical induced de-sodium at high voltage. *Chinese Chem. Lett.* (in press). doi: 10.1016/j.cclet.2020.02.052
- Xu, F., Zhai, Y., Zhang, E., Liu, Q., Jiang, G., Xu, X., et al. (2020). Ultrastable surface-dominated pseudocapacitive potassium storage enabled by edge-enriched N-doped porous carbon nanosheets. *Angew. Chem. Int. Ed.* 59, 2–10. doi: 10.1002/anie.202005118
- Xu, L., Zhang, Y., Jiang, H., Zheng, J., Dong, X., Hu, T., et al. (2020). Facile hydrothermal synthesis and electrochemical properties of (NH₄)₂V₆O₁₆ nanobelts for aqueous rechargeable zinc ion batteries. *Coll. Surfaces A* 593:124621. doi: 10.1016/j.colsurfa.2020.124621
- Yan, M., He, P., Chen, Y., Wang, S., Wei, Q., Zhao, K., et al. (2018). Water-lubricated intercalation in V₂O₅·nH₂O for high-capacity and high-rate aqueous rechargeable zinc batteries. *Adv. Mater.* 30:1703725. doi: 10.1002/adma.201703725
- Yang, G., Li, Q., Ma, K., Hong, C., and Wang, C. (2020). The degradation mechanism of vanadium oxide-based aqueous zinc-ion batteries. *J. Mater. Chem. A* 8, 8084–8095. doi: 10.1039/d0ta00615g
- Yang, G., Wei, T., and Wang, C. (2018). Self-healing lamellar structure boosts highly stable zinc-storage property of bilayered vanadium oxides. *ACS Appl. Mater. Interfaces.* 10, 35079–35089. doi: 10.1021/acsami.8b10849
- Yang, Y., Tang, Y., Fang, G., Shan, L., Guo, J., Zhang, W., et al. (2018). Li⁺ ions intercalated V₂O₅·nH₂O with enlarged layered spacing and fast ions diffusion as aqueous zinc ion battery cathode. *Energy Environ. Sci.* 11, 3157–3162. doi: 10.1039/C8EE01651H
- Zampardi, G., and La Mantia, F. (2020). Prussian blue analogues as aqueous Zn-ion batteries electrodes: current challenges and future perspectives. *Curr. Opin. Electrochem.* 21, 84–92. doi: 10.1016/j.coelec.2020.01.014
- Zhang, N., Chen, X., Yu, M., Niu, Z., Cheng, F., and Chen, J. (2020). Materials chemistry for rechargeable zinc-ion batteries. *Chem. Soc. Rev.* 49, 4203–4219. doi: 10.1039/c9cs00349e
- Zhang, N., Dong, Y., Jia, M., Bian, X., Wang, Y., Qiu, M., et al. (2018). Rechargeable aqueous Zn-V₂O₅ battery with high energy density and long cycle life. *ACS Energy Lett.* 3, 1366–1372. doi: 10.1021/acscenergylett.8b00565
- Zhang, N., Dong, Y., Wang, Y., Wang, Y., Li, J., Xu, J., et al. (2019a). Ultrafast rechargeable zinc battery based on high-voltage graphite cathode and stable nonaqueous electrolyte. *ACS Appl. Mater. Interfaces* 11, 32978–32986. doi: 10.1021/acsami.9b10399
- Zhang, N., Jia, M., Dong, Y., Wang, Y., Xu, J., Liu, Y., et al. (2019b). Hydrated layered vanadium oxide as a highly reversible cathode for rechargeable aqueous zinc batteries. *Adv. Funct. Mater.* 29:1807331. doi: 10.1002/adfm.201807331

Conflict of Interest: The authors declare that the research was conducted in the absence of any commercial or financial relationships that could be construed as a potential conflict of interest.

Copyright © 2020 Qin, Wang, Sun, Lu, Omar and Mikhailova. This is an open-access article distributed under the terms of the Creative Commons Attribution License (CC BY). The use, distribution or reproduction in other forums is permitted, provided the original author(s) and the copyright owner(s) are credited and that the original publication in this journal is cited, in accordance with accepted academic practice. No use, distribution or reproduction is permitted which does not comply with these terms.