



OPEN ACCESS

EDITED BY

Hani Nasser Abdelhamid,
Assiut University, Egypt

REVIEWED BY

Preeti Gupta,
Leibniz Institute for Solid State and
Materials Research Dresden (IFW
Dresden), Germany
Lakshmi Narayanan Mosur Saravana
Murthy,
Intel, United States

*CORRESPONDENCE

He Yu,
✉ yuheyu2579@163.com

[†]These authors have contributed equally
to this work

RECEIVED 23 July 2023

ACCEPTED 28 August 2023

PUBLISHED 19 September 2023

CITATION

Li DT, Yu H and Huang Y (2023), Facile
 H_2PdCl_4 -induced photoreforming of
insoluble PET waste for C1-C3
compound production.
Front. Chem. 11:1265556.
doi: 10.3389/fchem.2023.1265556

COPYRIGHT

© 2023 Li, Yu and Huang. This is an open-
access article distributed under the terms
of the [Creative Commons Attribution
License \(CC BY\)](https://creativecommons.org/licenses/by/4.0/). The use, distribution or
reproduction in other forums is
permitted, provided the original author(s)
and the copyright owner(s) are credited
and that the original publication in this
journal is cited, in accordance with
accepted academic practice. No use,
distribution or reproduction is permitted
which does not comply with these terms.

Facile H_2PdCl_4 -induced photoreforming of insoluble PET waste for C1-C3 compound production

Dani Tong Li^{1†}, He Yu^{2*†} and Ying Huang³

¹Stephen Perse Foundation, Cambridge, United Kingdom, ²Laboratoire de Physique et d'Étude des Matériaux, ESPCI Paris, PSL Research University, Sorbonne Université, Centre national de la recherche scientifique, Paris, France, ³Key Laboratory of Industrial Equipment Quality Big Data, No.5 Electronics Research Institute of Ministry of Industry and Information Technology (MIIT), Guangzhou, China

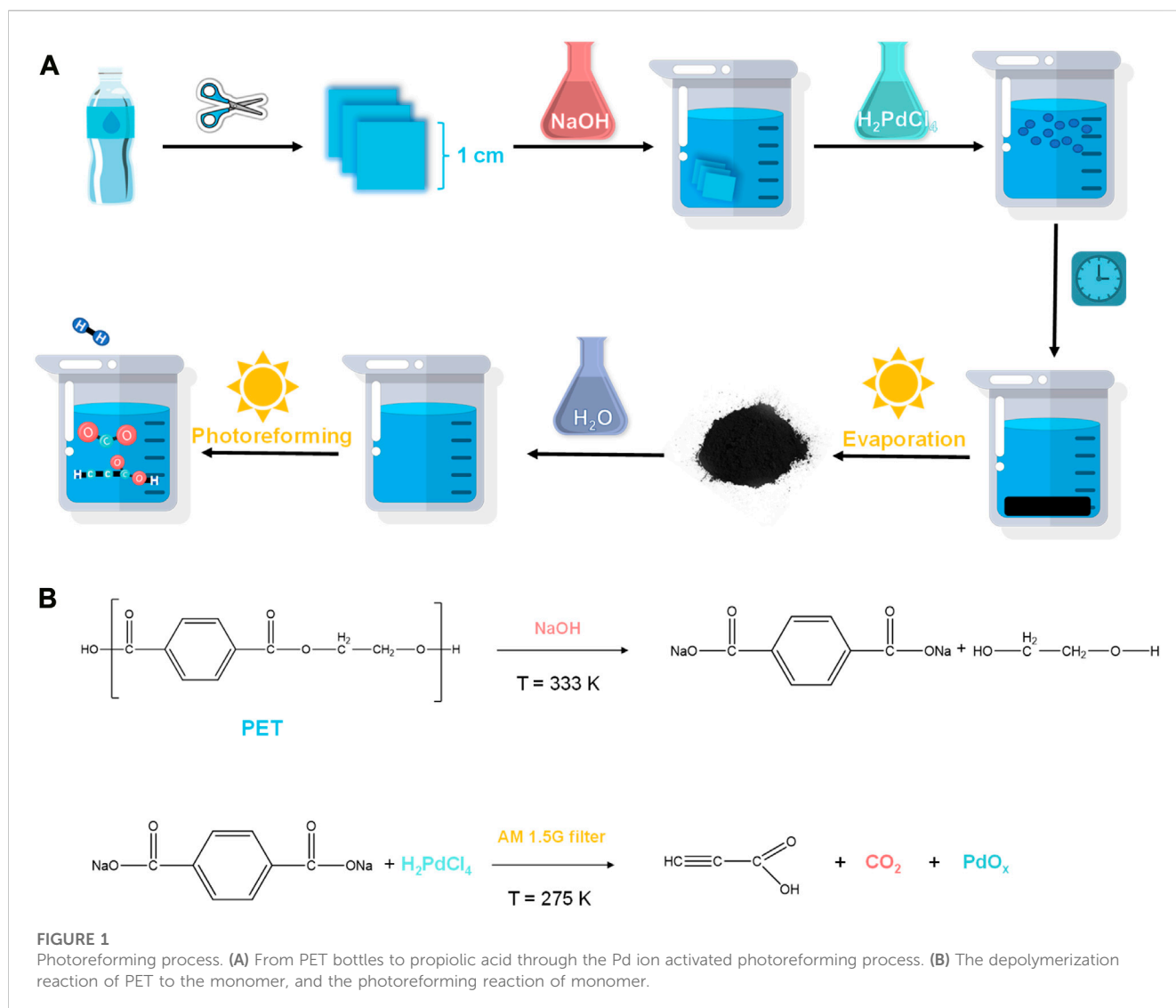
Plastic pollution has emerged as a pressing global concern, driven by the extensive production and consumption of plastic, resulting in over 8 billion tons of plastic waste generated to date. Conventional disposal methods have proven inadequate in effectively managing polymer waste, necessitating the exploration of novel techniques. Previous research has demonstrated the successful application of photoreforming (PR) in converting water-soluble oligomer fragments of plastics into valuable chemicals. However, an unresolved challenge remains in dealing with the insoluble oligomer fragments characterized by complex chemical structures and larger molecular sizes. In this study, we propose a facile approach that involves H_2PdCl_4 -induced activation on PET substrate for PR of PET bottles. Remarkably, this method enables the production of C1-C3 compounds without the reliance on sacrificial reagents or photocatalysts. The significant findings of this study offer a practical solution to address the most formidable aspect of plastic PR, specifically targeting the insoluble oligomer fragments. Moreover, this research contributes to the advancement of effective strategies for the sustainable management of plastic waste.

KEYWORDS

photoreforming, plastic recycle, PET, energy regeneration, palladium

Introduction

Plastics have been vastly utilized in many fields attributing to their irreplaceable properties and low cost, but the excessive use of plastics consequently engenders an ever-growing environmental challenge (MacLeod et al., 2021; Bergmann et al., 2022; Liu et al., 2022; Sheridan et al., 2022). Particularly, 8 million tons of plastic waste are dumped into the oceans per year, and this continues to climb annually; it is predicted that marine plastic waste will outweigh the marine organisms by 2050 (MacArthur, 2017). Although plastic recycling technology has been rapidly developed, the recycling or utilization of plastics is still far from efficient and economical by traditional methods, especially for plastic of small size (microplastics, <5 mm). Plastic degradation is traditionally approached by thermal and stressful degradation methods, these protocols generally involve high temperatures (>500°C), high pressure (>10³ atm), low conversion efficiency (70%), and generate a wide product distribution (Songip et al., 1993; Songip et al., 1994). Alternatively, Garcia and Robertson (Garcia and Robertson, 2017) suggested that spent polyethylene terephthalate (PET) bottles (12% of totally produced plastic) were capable of being recast into bottles by

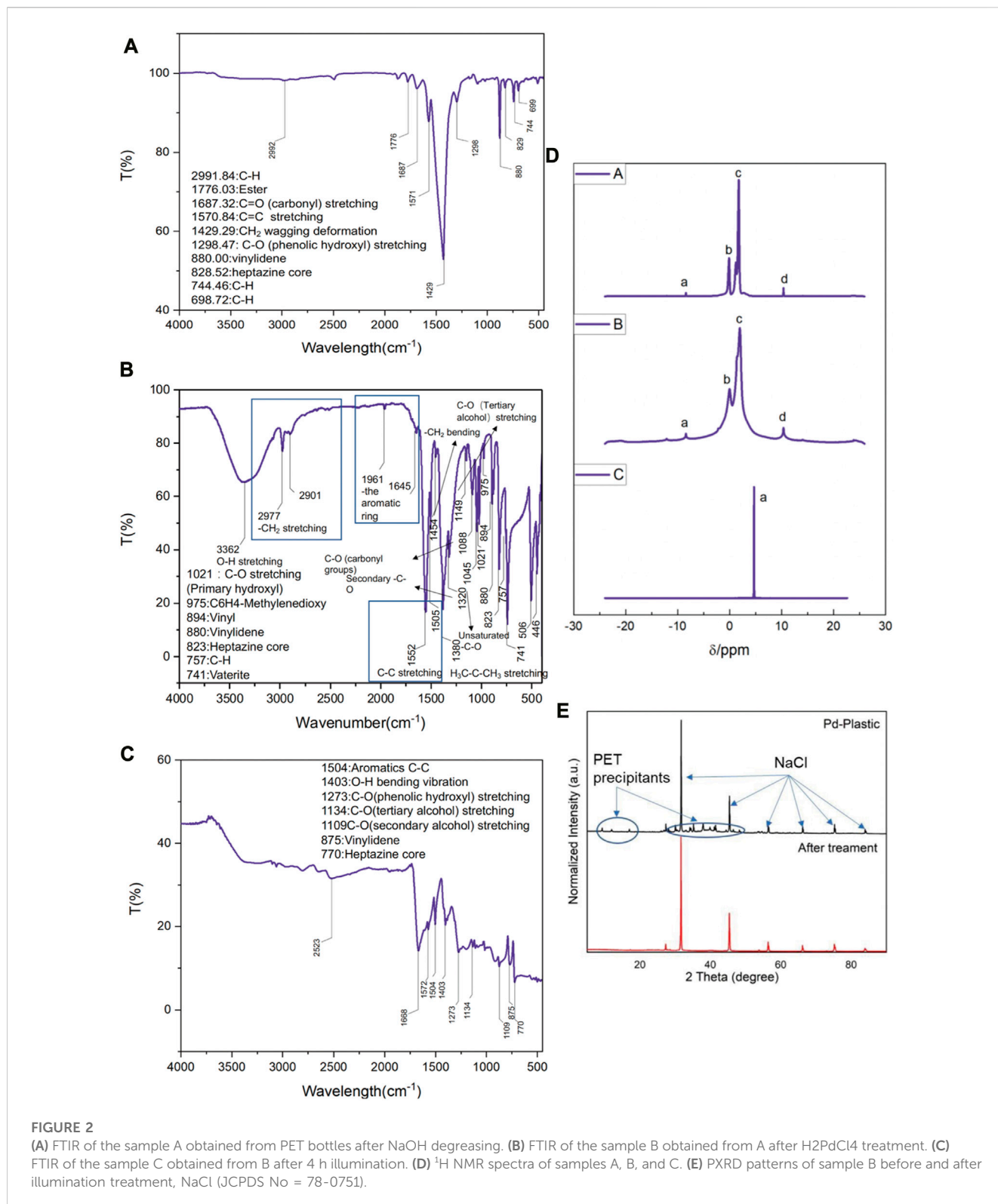


shredding, melting, and remolding the polymer. However, the thermoplastic property of PET indicates low recovery and environmentally unfriendliness (Zhang et al., 2023). This PET waste challenge demands an additional approach to recycling polymer waste. The challenge is attributed to the complex chemical structures, extremely low solubility in water, and inefficient biodegradability.

An alternative solution is to employ plastic waste as feedstock for producing high-value chemicals, under mild and environmentally friendly conditions (Zhao et al., 2022; Dong et al., 2023). Previous works have focused on the photoreforming (PR) of plastic waste toward hydrogen generation via light-driven reactions (Uekert et al., 2018; Uheida et al., 2021), typically, under illumination (Uekert et al., 2018; Cao et al., 2022; Jiao et al., 2022; Ahrens et al., 2023), the semiconductive photocatalysts supply electrons and holes to conduct H₂ evolution and plastic reformation, respectively. These works provided valuable insights for managing plastic waste at ambient temperature and pressure. To date, as the liquid supernatant containing high-value products attracts the attention of researchers, the study of PR concentrated on photocatalysis of the supernatant intermediates obtained from NaOH or KOH

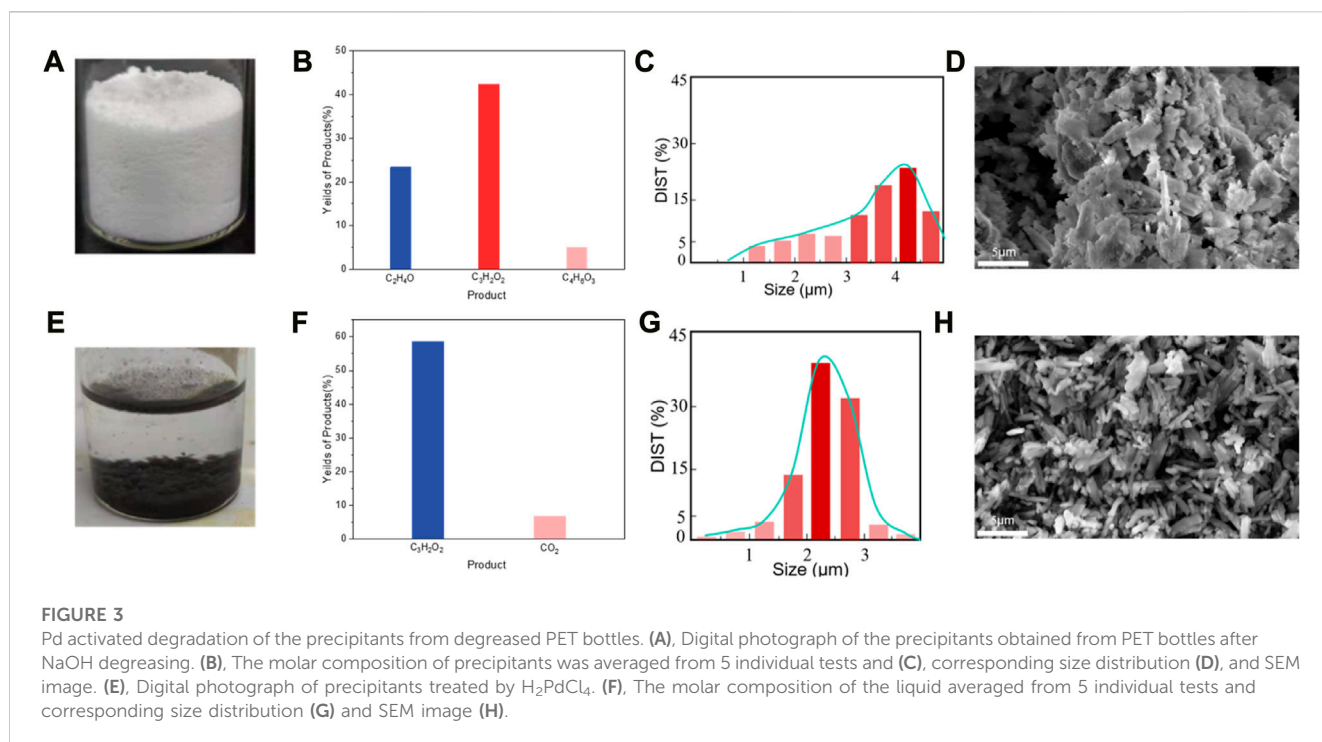
degreasing, mainly ethylene glycol and other soluble oligomer fragments. However, PR of the more challenging precipitants with larger molecular size and lower solubility remains unexplored and neglected. As the precipitant of plastic generally accounts for a high proportion (~40%) and contains poisonous and environmentally unfriendly products, the research of supernatant illustrates the low transmission, low recovery efficiency, high cost, and low sustainability of PR research (Ikeda et al., 2013). There is an urgent need for PR plastic valorization to put forward a more economical, efficient, and practical idea.

Bond activation using transition metals (e.g., PdO₂) on organic compounds is commonly efficient in manipulating chemical reactions and subsequently controlling the reaction rate or products (Li et al., 2021; Yang et al., 2021), suggesting a potential approach for transforming the precipitants of degreased plastic into valuable products (Bai et al., 2020; Dutta et al., 2022). Meanwhile, due to the degreasing reaction with NaOH, the long chains in the PET material are randomly broken, resulting in a large number of short chains of ethylene terephthalate and a series of by-products. In this way, NaOH promotes the interaction between catalytic and PET, thus enhancing the catalytic activity. However, the synergistic



effect of NaOH with PdO₂ and PET was not observed, leading us to consider the utilization of acidic Pd compounds (H₂PdCl₄) to facilitate the degradation of PET. Herein, we report a facile H₂PdCl₄-induced activation on PET substrate, for PR of PET bottles to produce C1-C3 compounds, without using any sacrificial reagent or photocatalysts. Simultaneously, the PR of

PET bottles also contributes to hydrogen evolution under visible light illumination. After the reaction, over 99.8% of the Pd simple substance is successfully recycled and 59.1 wt% of the propionic acid is produced. Propionic acids have garnered significant research attention due to their diverse mechanisms, including nucleophilic and electrophilic properties, decarboxylative coupling and addition,



and their broad applications, rendering them valuable chemical materials.

This work has exceptional performances, including low cost, high sustainability, and high plastic degradation percentage, as well as highly valuable chemical materials production, suggesting a practical and innovative method for plastic degradation and propiolic acid production. [Figure 1](#).

Results and discussion

In a typical experiment, 2.5 g of randomly collected waste PET bottles were cut into *ca.* 1 cm² pieces, and then transferred in 0.5 L NaOH (10 M, aq.) under 60°C for 30 h for degreasing, followed which *ca.* 1 g of precipitants (Labeled as Sample A, white powder, [Figure 3A](#)) was collected. The precipitants obtained from the photoreforming process typically appear as a fine white powder, the texture of the precipitants can range from fine and powdery to slightly granular. It was confirmed to be carbon-hydrogen-oxygen compounds ([Figure 3B](#)) with complex chemical structures by combination tests of gas chromatography-mass spectrometry (GC-MS), Fourier transforms infrared spectroscopy (FTIR), and nuclear magnetic resonance (NMR; [Figures 2A–D](#)). The white precipitants presented flake morphology with an average size of *ca.* 3.5 μm as monitored by Zeta-sizer ([Figure 3C](#)) and scanning electron microscopy (SEM; [Figure 3D](#)). The addition of precipitants into H₂PdCl₄ aqueous solution (20 mL, 30 mM) triggered a violent release of hydrogen bubbles, accompanied by a rapid exothermic reaction owing to the pH neutralization between H₂PdCl₄ and the residual NaOH on precipitants, with a reaction time of approximately 20 s. The system turned to a colorless transparent liquid with black precipitants (Labeled as Sample B) with an average size of *ca.* 2 μm ([Figures 3E, G, H](#)) at pH 9.2, from which products

were monitored in the liquid phase ([Figure 3F](#)). The obtained products exhibited smaller geometrical and molecular sizes relative to that before the treatment, although ¹H NMR presented no obvious change in this stage ([Figure 2D](#)). As additional proof, powder X-ray diffraction (PXRD) also confirmed the trace of diffraction patterns from PET precipitants ([Figure 2E](#)).¹¹ These results prove an efficient reaction between the large-size compounds in precipitants and the Pd-based acid, which drives the micro-plastic to nano-plastic in a very short time (*ca.* 20 s).

After H₂PdCl₄ treatment, the system was illuminated by simulated solar light (AM 1.5G filter) to drive the PR process. As shown in [Figure 4A](#), the C2 to C4 compounds (Labeled as Sample C) were obtained as the main products after 2 h illumination ([Figure 4B](#)). In detail, the substance was degraded to predominant products consisting of 59.1 wt% of propiolic acid, 7.4 wt% carbon dioxide, and 5.1 wt% of hydrogen, relative to the weight of precipitants (1 g) from NaOH degreasing. Besides, after the PR reaction, the remaining weight of the precipitants was measured to be *ca.* 50 mg, indicating a conversion rate of *ca.* 95% according to the following calculation: $Conversion\ rate = \frac{M_1 - M_2}{M_1}$ (Hu et al., 2022; Wang, et al., 2022), where M₁ is the weight of reactants before PR, and M₂ is the weight loss of reactants after PR. Furthermore, all the diffraction patterns from the PET precipitants were almost eliminated in this stage ([Figure 2E](#)), suggesting a successful decomposition of PET compounds. Further illumination conducted no product change and we found that the hydroxyl radical generation from PdO_x was terminated after 4 h PR reaction ([Figures 5A, B](#)) by electron paramagnetic resonance (EPR), meanwhile, the valence state of Pd exceeded the highest value recorded in the database. We proposed that the efficient PR was triggered at the expense of the valence state increase of Pd, until the PdO_x was insufficient to contribute hydroxyl radicals. After the termination of PR, the Pd was

TABLE 1 Recent research of plastic degradation.

Feedstock	Substrate	Method	Temperature	Additional condition	Product distribution	Conversion rate	References
PC	-	-	700 °C	Supercritical water/ CO ₂ mixed environment	H ₂ (35.7%), CH ₄ (32.9%), CO ₂ (29.2%)	47.6% (PC to CH ₄ and CO ₂)	Zhao et al. (2022)
			29 atm				
PP	-	Thermochemical	600 °C	Spatial temperature gradient and temporal heating profile	CH ₄	36%	Dong et al. (2023)
PET	-		1 atm		C ₂ H ₄ , C ₃ H ₆	43%	
PET	-	Binuclear catalyst	90 °C	biomimetic Zn–Zn sites	ethylene glycol	<10%	Zhang et al. (2023)
			1 atm				
C-O bonds of epoxy resins and composites	-	Illumination	160 °C	Ru-catalyzed	p,p'-bisguaiacol F (57%), Me- BPA (50%)	-	Ahrens et al. (2023)
			1 atm				
PLA	Supernatant (C ₃ H ₆ O ₃)	Illumination	25 °C	CdS/CdO _x quantum dot photocatalyst	H ₂ (4.13%)	38.8%	Uekert et al. (2018)
PET	Supernatant (C ₈ H ₆ O ₄ , C ₂ H ₆ O ₂)		1 atm		H ₂ (2.17%)	16.6%	
PUR	Supernatant (C ₇ H ₁₀ N ₂ , C ₃ H ₈ O ₂)		H ₂ (5.15%)		22.5%		
PET	Supernatant (C ₈ H ₆ O ₄ , C ₂ H ₆ O ₂)	Illumination	80 °C vacuum	MXene/Zn _x Cd _{1-x} S photocatalysts	glycolate, acetate, ethanol, H ₂	-	Cao et al. (2022)
PET	-	Illumination	25 °C	NiO/Fe ₂ O ₃ photocatalyst	H ₂ O, CO ₂	15.6% (PET conversion)	Jiao et al. (2022)
			1 atm				
PET	Precipitate	Illumination	25 °C	-	C ₃ H ₂ O ₂ (59.1 wt%), CO ₂ (7.4 wt%)	>95% (PET conversion)	This work
			1 atm				

*PC, simple for Polycarbonate; PP, simple for Polypropylene; PLA, simple for Polylactic Acid; PUR, simple for Polyurethane.

recycled in the formation of PdO_x, and the residual Pd ion in the liquid was monitored to be ca. 0.17 wt% relative to the initially added Pd ion.

According to the comparison of the XPS patterns of Pd shown in Figure 5C, the evident changes consist of two kinds of peaks: 1) Sharp peaks: from the Pd(II) (around 337 eV) and Pd 3d_{3/2} (around 343 eV) to the Pd(0) (around 335 eV) and Pd 3d_{5/2} (around 341 eV), the Pd compound participated in the oxidation reaction. After calculation, the quantity of Pd in sharp peaks accounts for 75.9%. 2) Intermediate peak: the Pd around 347 eV illustrates its higher valence than Pd²⁺, the Pd compound participated in the strong reduction reaction (the main reaction) (Ohtani et al., 1993; Brun et al., 1999). After calculation, the quantity of Pd in sharp peaks accounts for 22.5%. The changes in valence and chemical state suggest the combination of oxidation and reduction. The addition of H₂PdCl₄ to a photocatalytic reaction mixture

of primary alcohols leads to the efficient production of the corresponding ethers and alkanes and the hemiacetal intermediate results in the strong reduction and oxidation of Pd particles (Litter, 1999; Guo et al., 2023).

As the product from PR of PET, the obtained propionic acids serve as not only the basic structural units for medical chemistry but also as the main component of the bioactive compounds and conducting polymers. For decades, research on propionic acids has attracted a lot of attention according to their triggered mechanisms: 1) acids as nucleophiles; 2) electrophilic alkynes; 3) decarboxylative coupling; 4) decarboxylative addition; 5) electrophilic acids (Chen et al., 2020). The application of propionic acids is abundant and attractive so it is defined as a valuable chemical material. Besides, after filtration and evaporation, the residual Pd ion in the liquid was monitored to

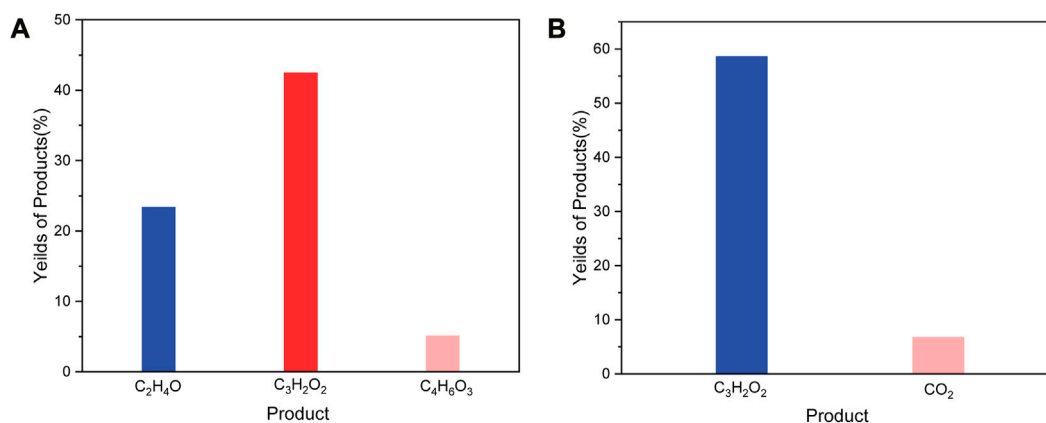


FIGURE 4

(A), Products yield after 2 h Pd activated photoreforming over PET. (B), Products yield after 4 h Pd activated photoreforming over PET.

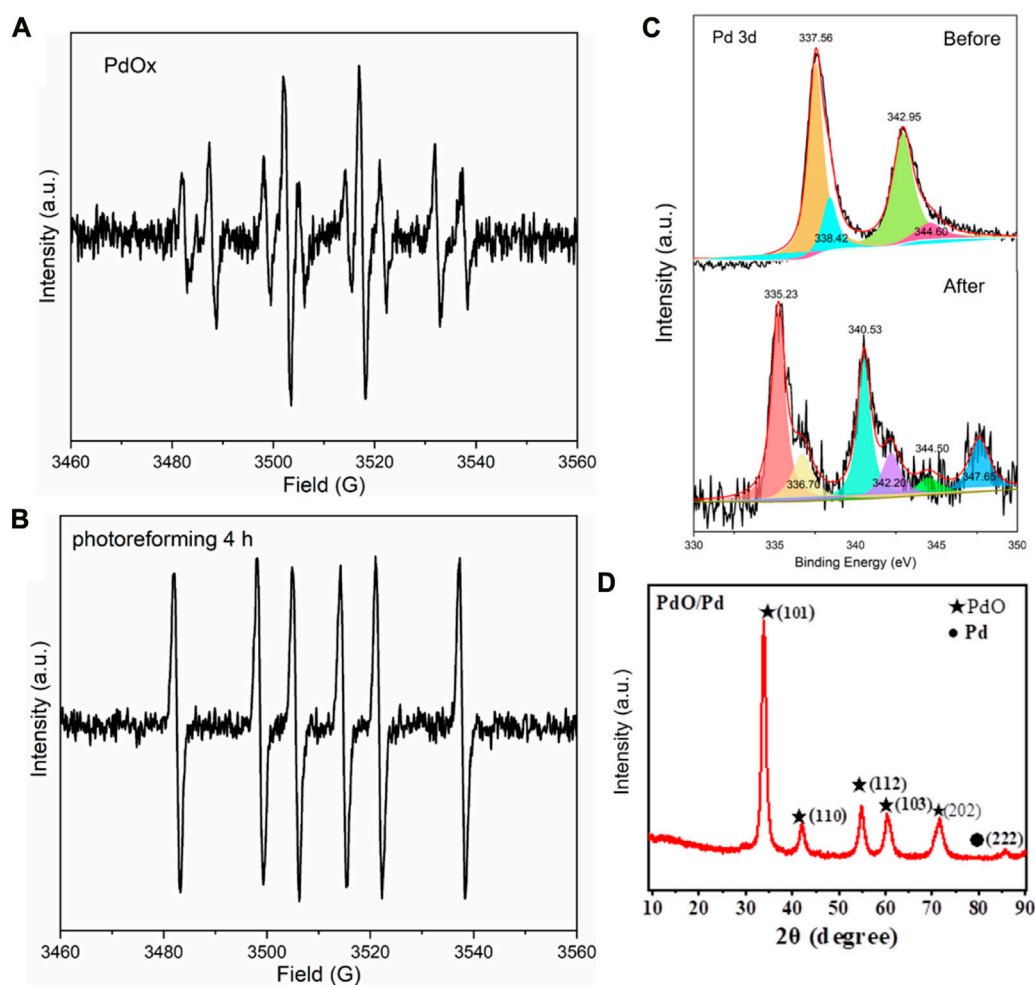


FIGURE 5

(A,B) EPR of sample B before and after illumination treatment. (C), XPS of Pd before and after illumination treatment. (D) XRD of the obtained Pd species, JCPDS of PdO: 46-1043, JCPDS of Pd: 85-0713.

be ca. 0.17 wt% relative to the initially added Pd ion, it thus represents the recovery of 99.8% from the PdO_x and Pd precipitates (Figure 5D). In summary, our research can not only provide an economical plastic degradation method but also produce valuable and necessary chemical material (Table 1).

Conclusion

In summary, we have developed an innovative plastic recycling method. By degreasing and PR processing, we establish an innovative concept of plastic degradation and reformation. PR is so robust and environmentally friendly that this method is critically important for plastic degradation and valuable chemical materials production. Remarkably, the high production of propiolic acids (59.1 wt%) and high percentage recovery of Pd (99.8%) illustrates the high value of the product and low cost of reaction. With these sustainable and widely available properties, our method can become a strong competitor for landfilling plastic. Furthermore, given the widely available industrial production equipment, large-scale continuous production of our sustainable PR method for applications as an innovative method for plastic degradation can be expected in the future.

Experimental procedures

In a typical experiment, 2.5 g PET flake (approximately 1 cm × 1 cm) was stirred in 10 M NaOH for 30 h at 60 °C followed by centrifugation to collect precipitants as substrate for subsequent experiments. The precipitate (1 g) was dissolved in 20 mL of deionized water, 20 mL of 30 mM H₂PdCl₄, and 10 mL of 35 wt% H₂O₂ was added successively. The reactor was then illuminated by a 300 W Xe lamp with AM 1.5G filter, and the output of the light was adjusted to 100 mW·cm⁻² (AM 1.5G filter). After filtration, washing, and evaporation, 99.8% of Pd was recycled as the black precipitate PdO_x.

Characterization techniques

Electron Paramagnetic Resonance (EPR) (BRUKER A300) was utilized to identify free radicals and hydroxyl groups. To examine hydroxyl groups and free radicals, simulated Sun irradiation was utilized.

For qualitative detection of molecular alterations in functional groups, FTIR spectroscopy (Thermo Fisher Nicolet IS 50/6700) was utilized. Using the ratio of the hydroxyl group, benzene ring, and ester group, the primary product of the reaction was estimated. Hydroxyl group is the ratio of absorbance peak regions at approximately 3,600 cm⁻¹. The benzene ring is the ratio of absorbance peak regions at around 1600 cm⁻¹. Ester group is the ratio of the regions beneath the absorbance maxima at around 1200 cm⁻¹.

Under 300 °C, gas chromatography-mass spectrometry (GC-MS) (SHIMADZU QP2010ULTRA) was used to measure the spectral peak strength of ions and to separate and identify complicated components.

For analyzing the relative molecular mass of the products, a Gel Permeation Chromatograph (GPC) (WATERS ACQUITY APC) was utilized. And ¹H nuclear magnetic resonance (NMR) spectra (BRUKER AVANCE III HD 400 MHz) were utilized to evaluate the

interaction between spin nuclei and high magnetic fields, as well as analytical methods for detecting the molecular structure and chemical composition of samples.

The crystal structure of the materials was determined using an X-ray diffractometer (XRD) (Thermo Fisher Nexsa). Photoluminescence (PL) (Ocean Insight SR2) was utilized for the study of physical difficulties including electronic states, electronic transition processes, and electron-lattice interactions in solids. A constant 400 nm light source was used to detect the products under various situations.

Data availability statement

The original contributions presented in the study are included in the article/Supplementary Material, further inquiries can be directed to the corresponding author.

Author contributions

DL: Writing—original draft, Formal Analysis, Investigation, Methodology. HY: Conceptualization, Data curation, Formal Analysis, Funding acquisition, Investigation, Methodology, Project administration, Resources, Supervision, Validation, Visualization, Writing—original draft, Writing—review and editing. YH: Conceptualization, Data curation, Formal Analysis, Methodology, Project administration, Supervision, Writing—review and editing.

Funding

The authors declare financial support was received for the research, authorship, and/or publication of this article. This work is supported by the Key-Area Research and Development Program of Guangdong Province (Grant No. 2021B0101310003), Guangzhou Basic and Applied Basic Research Foundation (Grant Nos. 202201010440 and 2023A03J0024), Guangdong Junior Innovative Talents Project for Ordinary Universities (Grant No. 2021KQNCX018), the National Natural Science Foundation of China (Grant No. 62074060), Guangdong Basic and Applied Basic Research Foundation (Grant No. 2020B1515020032), Guangdong Basic and Applied Basic Research Foundation (Grant No. 2022A1515140064).

Conflict of interest

The authors declare that the research was conducted in the absence of any commercial or financial relationships that could be construed as a potential conflict of interest.

Publisher's note

All claims expressed in this article are solely those of the authors and do not necessarily represent those of their affiliated organizations, or those of the publisher, the editors and the reviewers. Any product that may be evaluated in this article, or claim that may be made by its manufacturer, is not guaranteed or endorsed by the publisher.

References

- Ahrens, A., Bonde, A., Sun, H., Wittig, N. K., Hammershøj, H. C. D., Batista, G. M. F., et al. (2023). Catalytic disconnection of C–O bonds in epoxy resins and composites. *Nature* 617, 730–737. doi:10.1038/s41586-023-05944-6
- Bai, X., Wu, C., Ge, S., and Lu, Y. (2020). Pd/Cu-Catalyzed enantioselective sequential heck/sonogashira coupling: Asymmetric synthesis of oxindoles containing trifluoromethylated quaternary stereogenic centers. *Angew. Chem. Int. Ed.* 59, 2764–2768. doi:10.1002/anie.201913148
- Bergmann, M., Collard, F., Fabres, J., Gabrielsen, G. W., Provencher, J. F., Rochman, C. M., et al. (2022). Plastic pollution in the arctic. *Nat. Rev. Earth Environ.* 3, 323–337. doi:10.1038/s43017-022-00279-8
- Brun, M., Berthet, A., and Bertolini, J. C. (1999). XPS, AES and Auger parameter of Pd and PdO. *J. Electron Spectrosc. Relat. Phenom.* 104, 55–60. doi:10.1016/S0368-2048(98)00312-0
- Cao, B., Wan, S., Wang, Y., Guo, H., Ou, M., and Zhong, Q. (2022). Highly-efficient visible-light-driven photocatalytic H₂ evolution integrated with microplastic degradation over MXene/Zn₃Cd_{1-x}S photocatalyst. *J. Colloid Interface Sci.* 605, 311–319. doi:10.1016/j.jcis.2021.07.113
- Chen, C., Wu, J., Yan, G., and Huang, D. (2020). Recent advances of propiolic acids in organic reactions. *Tetrahedron Lett.* 61, 151415. doi:10.1016/j.tetlet.2019.151415
- Dong, Q., Lele, A. D., Zhao, X., Li, S., Cheng, S., Wang, Y., et al. (2023). Depolymerization of plastics by means of electrified spatiotemporal heating. *Nature* 616, 488–494. doi:10.1038/s41586-023-05845-8
- Dutta, S., Bhattacharya, T., Geffers, F. J., Bürger, M., Maiti, D., and Werz, D. B. (2022). Pd-catalysed C–H functionalisation of free carboxylic acids. *Chem. Sci.* 13, 2551–2573. doi:10.1039/D1SC05392B
- Garcia, J. M., and Robertson, M. L. (2017). The future of plastics recycling. *Science* 358, 870–872. doi:10.1126/science.aag0324
- Guo, X., Wu, H., Wu, P., He, M., and Guan, Y. (2023). Efficient synthesis of bioetheric fuel additive by combining the reductive and direct etherification of furfural in one-pot over Pd nanoparticles deposited on zeolites. *Green Energy & Environ.* 8, 519–529. doi:10.1016/j.gee.2021.07.001
- Hu, J., Yang, M., Ke, X., Yang, S., Wang, K., Huang, H., et al. (2022). Cubic-cubic perovskite quantum dots/PbS mixed dimensional materials for highly efficient CO₂ reduction. *J. Power Sources* 461, 228838–228844. doi:10.1016/j.jpowsour.2020.228838
- Ikeda, T., Xiong, A., Yoshinaga, T., Maeda, K., Domen, K., and Teranishi, T. (2013). Polyol synthesis of size-controlled Rh nanoparticles and their application to photocatalytic overall water splitting under visible light. *J. Phys. Chem. C* 117, 2467–2473. doi:10.1021/jp305968u
- Jiao, X., Hu, Z., Wu, Y., Zheng, K., Li, L., Zhu, S., et al. (2022). Photoconverting polyethylene terephthalate into exclusive carbon dioxide by heterostructured NiO/Fe₂O₃ nanosheets under mild conditions. *Sci. China Mater.* 65, 985–991. doi:10.1007/s40843-021-1823-9
- Li, X., Wang, T., Zheng, Z., Yang, Q., Li, C., and Li, B. (2021). Pd modified defective HNb₃O₈ with dual active sites for photocatalytic coproduction of hydrogen fuel and value-added chemicals. *Appl. Catal. B Environ.* 296, 120381. doi:10.1016/j.apcatb.2021.120381
- Litter, M. (1999). Heterogeneous photocatalysis Transition metal ions in photocatalytic systems. *Appl. Catal. B Environ.* 23, 89–114. doi:10.1016/S0926-3373(99)00069-7
- Liu, Y., Zhong, Q., Xu, P., Huang, H., Yang, F., Cao, M., et al. (2022). Solar thermal catalysis for sustainable and efficient polyester upcycling. *Matter* 5, 1305–1317. doi:10.1016/j.matt.2022.02.002
- MacArthur, E. (2017). Beyond plastic waste. *Science* 358, 843. doi:10.1126/science.aao6749
- MacLeod, M., Arp, H. P. H., Tekman, M. B., and Jahnke, A. (2021). The global threat from plastic pollution. *Science* 373, 61–65. doi:10.1126/science.abg5433
- Ohtani, B., Kakimoto, M., Nishimoto, S., and Kagiya, T. (1993). Photocatalytic reaction of neat alcohols by metal-loaded titanium(IV) oxide particles. *J. Photochem. Photobiol. A Chem.* 70, 265–272. doi:10.1016/1010-6030(93)85052-A
- Sheridan, E. A., Fonvielle, J. A., Cottingham, S., Zhang, Y., Dittmar, T., Aldridge, D. C., et al. (2022). Plastic pollution fosters more microbial growth in lakes than natural organic matter. *Nat. Commun.* 13, 4175. doi:10.1038/s41467-022-31691-9
- Songip, A. R., Masuda, T., Kuwahara, H., and Hashimoto, K. (1994). Kinetic studies for catalytic cracking of heavy oil from waste plastics over REY zeolite. *Energy Fuels* 8, 131–135. doi:10.1021/ef00043a022
- Songip, A. R., Masuda, T., Kuwahara, H., and Hashimoto, K. (1993). Test to screen catalysts for reforming heavy oil from waste plastics. *Appl. Catal. B Environ.* 2, 153–164. doi:10.1016/0926-3373(93)80045-F
- Uekert, T., Kuehnel, M. F., Wakerley, D. W., and Reisner, E. (2018). Plastic waste as a feedstock for solar-driven H₂ generation. *Energy Environ. Sci.* 11, 2853–2857. doi:10.1039/C8EE01408F
- Uheida, A., Mejía, H. G., Abdel-Rehim, M., Hamd, W., and Dutta, J. (2021). Visible light photocatalytic degradation of polypropylene microplastics in a continuous water flow system. *J. Hazard. Mater.* 406, 124299. doi:10.1016/j.jhazmat.2020.124299
- Wang, W., Huang, H., Ke, X., Liu, X., Yang, S., Wang, K., et al. (2022). Morphology- and size-dependent FAPbBr₃/WO₃ Z-scheme photocatalysts for the controllable photo-oxidation of benzyl alcohol. *Mater. Des.* 215, 110502–110511. doi:10.1016/j.matdes.2022.110502
- Yang, W.-C., Chen, X.-B., Song, K.-L., Wu, B., Gan, W.-E., Zheng, Z.-J., et al. (2021). Pd-catalyzed enantioselective tandem C–C bond activation/cacchi reaction between cyclobutanones and o-ethynylanilines. *Org. Lett.* 23, 1309–1314. doi:10.1021/acs.orglett.0c04297
- Zhang, S., Hu, Q., Zhang, Y.-X., Guo, H., Wu, Y., Sun, M., et al. (2023). Depolymerization of polyesters by a binuclear catalyst for plastic recycling. *Nat. Sustain.* 6, 965–973. doi:10.1038/s41893-023-01118-4
- Zhao, S., Wang, C., Bai, B., Jin, H., and Wei, W. (2022). Study on the polystyrene plastic degradation in supercritical water/CO₂ mixed environment and carbon fixation of polystyrene plastic in CO₂ environment. *J. Hazard. Mater.* 421, 126763. doi:10.1016/j.jhazmat.2021.126763