



OPEN ACCESS

EDITED BY

Umamahesh Balijapalli,
Kyulux, Inc., Japan

REVIEWED BY

Yong Joo Cho,
Kyulux, Japan
Rajendra Kumar Konidena,
Kyushu University, Japan

*CORRESPONDENCE

Kenkera Rayappa Naveen,
✉ naveen.kr012@gmail.com
Jang Hyuk Kwon,
✉ jhkwon@khu.ac.kr

RECEIVED 24 April 2023

ACCEPTED 26 May 2023

PUBLISHED 12 June 2023

CITATION

Gawale Y, Ansari R, Naveen KR and
Kwon JH (2023), Forthcoming
hyperfluorescence display technology:
relevant factors to achieve high-
performance stable organic light
emitting diodes.

Front. Chem. 11:1211345.

doi: 10.3389/fchem.2023.1211345

COPYRIGHT

© 2023 Gawale, Ansari, Naveen and
Kwon. This is an open-access article
distributed under the terms of the
[Creative Commons Attribution License
\(CC BY\)](https://creativecommons.org/licenses/by/4.0/). The use, distribution or
reproduction in other forums is
permitted, provided the original author(s)
and the copyright owner(s) are credited
and that the original publication in this
journal is cited, in accordance with
accepted academic practice. No use,
distribution or reproduction is permitted
which does not comply with these terms.

Forthcoming hyperfluorescence display technology: relevant factors to achieve high-performance stable organic light emitting diodes

Yogesh Gawale, Rasheeda Ansari, Kenkera Rayappa Naveen* and
Jang Hyuk Kwon*

Organic Optoelectronic Device Lab (OODL), Department of Information Display, Kyung Hee University, Seoul, Republic of Korea

Over the decade, there have been developments in purely organic thermally activated delayed fluorescent (TADF) materials for organic light-emitting diodes (OLEDs). However, achieving narrow full width at half maximum (FWHM) and high external quantum efficiency (EQE) is crucial for real display industries. To overcome these hurdles, hyperfluorescence (HF) technology was proposed for next-generation OLEDs. In this technology, the TADF material was considered a sensitizing host, the so-called TADF sensitized host (TSH), for use of triplet excitons via the reverse intersystem crossing (RISC) pathway. Since most of the TADF materials show bipolar characteristics, electrically generated singlet and triplet exciton energies can be transported to the final fluorescent emitter (FE) through Förster resonance energy transfer (FRET) rather than Dexter energy transfer (DET). This mechanism is possible from the S_1 state of the TSH to the S_1 state of the final fluorescent dopant (FD) as a long-range energy transfer. Considering this, some reports are available based on hyperfluorescence OLEDs, but the detailed analysis for highly efficient and stable devices for commercialization was unclear. So herein, we reviewed the relevant factors based on recent advancements to build a highly efficient and stable hyperfluorescence system. The factors include an energy transfer mechanism based on spectral overlapping, TSH requirements, electroluminescence study based on exciplex and polarity system, shielding effect, DET suppression, and FD orientation. Furthermore, the outlook and future positives with new directions were discussed to build high-performance OLEDs.

KEYWORDS

hyperfluorescence, OLEDs, electroluminescence, FRET, external quantum efficiency

1 Introduction

Organic light-emitting diodes (OLEDs) are colored light sources effectively used in manufacturing the displays of smartphones and television screens and lighting for various applications. The performance of the OLEDs in commercial displays remarkably improved from the first generation to the current generation technologies in the last 2 decades (Hong et al., 2021). Each new technology breaks the barriers to previous technology regarding electroluminescent efficiency, color purity, manufacturing cost, lifetime, etc. The success of

OLED displays can be measured by betterment in resolution, wideness of viewing angles, prompt response time, high contrast colors, and the possibility of realizing transparency in OLED displays (Wong and Zysman-Colman, 2017). The most recent winning argument is also the realization of flexible OLED displays shown in SID 2022 and in other exhibitions and international conferences on display technology, such as OLED Korea Conference, OLEDs World Summit, Organic and Printed Electronics Convention, Electronics display Conference, and SPIE Photonics west including advertisement on televisions that can be bent and rolled up like a poster, which opens a new dimension to the design possibilities of displays entirely (Li et al., 2013).

Usually, a key challenge in OLEDs is the weak interaction of lowest-lying singlet (S_1), and lowest-lying triplet (T_1) states, which slows down the conversion of T_1 to S_1 states of organic materials. To operate the OLED device, the efficient conversion is a crucial factor because, in contrast to the selection rules associated with photo excitation, the process of generating the excitons on the emitter in OLEDs (electrical excitation) leads to a singlet to triplet population ratio of 25:75 due to spin statistics of charge recombination (Wilson et al., 2001) as the consequences, in the case of first-generation fluorescent OLEDs (FL-OLEDs), only 25% of generated excited states will be harvested. So, the internal quantum efficiency (IQE) is limited to only 25% in FL OLEDs (Xu et al., 2021). In order to achieve 100% IQE and utilize the remaining 75% excitons in the triplet state, spin-orbit coupling is promoted with the support of intersystem crossing (ISC) by embedding metal atoms, such as platinum (Pt), iridium (Ir), and gold (Au), in the molecules, resulting in the second-generation phosphorescent materials (Baldo et al., 1998; Reineke et al., 2007). Furthermore, singlet excitons are formed by combining the two triplet excitons through triplet-triplet annihilation (TTA), which results in delayed electroluminescence (Seung Hyun Lee et al., 2023). However, in conventional organic materials, usually at low temperature, the direct radiative decay of triplet excitons shows phosphorescence (Uoyama et al., 2012). Therefore, using heavy-metal atoms limits the further market expansion of phosphorescent materials considering the environmental concerns and cost issues (Volz et al., 2015).

To overcome the cost issues, the pioneering work of Adachi et al., in 2012 on thermally activated delayed fluorescence (TADF) (Zhang et al., 2012; Adachi, 2014; Zhang Q. et al., 2014) attracted great attention regarding the utilization of these materials in OLED applications. These are known to be the third-generation OLED technologies. The significant advantages of utilizing TADF materials are low-cost and use of environmentally precarious elements avoiding metal atoms while offering high IQE (Yang et al., 2017). Furthermore, TADF is being explored and examined with great interest in industrial and academic research (Pratik et al., 2022). The uniqueness of TADF molecules is the small energy gap (ΔE_{ST}) between the lowest-lying singlet state S_1 and lowest-lying triplet state T_1 due to well-separated frontier molecular orbitals (FMOs) (Barman et al., 2020; Lee et al., 2020; Yin et al., 2020). When the T_1 excitons' lifetime is long enough, the process of spin-forbidden reverse intersystem crossing (RISC) becomes thermally activated and facilitates the up-conversion of triplet excitons into the S_1 state, through which they relax radiatively to the ground state, and leads to a theoretical IQE of 100% (Yang et al., 2017). In OLEDs, the emitted light is generated by the recombining electrons and holes in the organic layer. However, only a fraction of the energy applied to the

OLED is converted into light, with the rest being lost as heat. This limits the efficiency of OLEDs and makes them less bright than other types of lighting devices. On the other hand, TADF OLEDs showed broad emission spectra (Zhang et al., 2012; Nakanotani et al., 2014; Chen et al., 2017; Guo et al., 2017; Hosokai et al., 2017; Chen et al., 2018; Penfold et al., 2018; Shin et al., 2019; Wada et al., 2020; Cho et al., 2022; Rayappa Naveen et al., 2022), which jeopardizes the requirements for BT2020 and National Television Standards Committee (NTSC) (Sugawara et al., 2014; Matsuo and Sakaida, 2016; Wang M. et al., 2019).

Hatakeyama et al. developed multiresonant TADF (MR-TADF) materials, which is a focus of keen research these days (Hatakeyama et al., 2016; Madayanad Suresh et al., 2020; Naveen et al., 2023). This subclass of TADF materials, so-called MR-TADF, shows significant advantages, such as narrow full width at half maximum (FWHM), high photoluminescence quantum yield (PLQY), and color purity, which are highly desirable for real display applications. However, the EQE is limited to 20–30% in most of the MR-TADF molecules (Naveen et al., 2022b; Konidena and Naveen, 2022), except a few reporting an efficiency of more than 30% (Kondo et al., 2019; Cheng et al., 2022; Wang et al., 2023). On the other hand, the fourth-generation hyperfluorescence (HF) technology was developed (Nakanotani et al., 2014; Furukawa et al., 2015), which combines TADF assistant host (TSH) and final fluorescent narrowband dopant (FD) (Nakanotani et al., 2014). This technology can allow obtaining high EQE and narrowband emission with high color purity, resulting in wider color gamut displays (Braveenth et al., 2021; Jiang et al., 2022; Fan et al., 2023; Hu et al., 2023). The detailed spectral behaviors with all fourth-generation HF technologies and the detailed HF device mechanism are illustrated in Figure 1. HF technology has been used in commercial OLED displays and lighting products, and further research is ongoing to improve its performance and efficiency (Kim E. et al., 2022; Sun et al., 2022).

Even though there are some reports on HF-OLEDs, there needs to be a clear understanding of the related factors. So herein, we reviewed the essential requirements such as spectral overlapping, energy transfer mechanisms, TSH requirements, electroluminescence study based on the exciplex and polarity system, shielding effect, DET suppression, and FD orientation by considering the molecular design concepts and device performances for future consideration of HF-OLEDs.

2 Factors to achieve highly efficient and stable HF-OLEDs

2.1 Spectral overlapping for energy transfer processes

Spectral overlapping refers to the degree of overlap between the absorption spectra of the fluorescent emitter and the emission spectra of the assistant host (charge transport materials) (Bennett, 2004; Duan et al., 2022). When the emission spectrum of the assistant host, usually TSH, overlaps with the absorption spectrum of the final fluorescent dopant, some of the energy from the emitter is absorbed, and thus more efficient energy transfer can be anticipated (Nakanotani et al., 2014; Cravenco et al., 2020). Usually, spectral overlapping is crucial and determines the energy

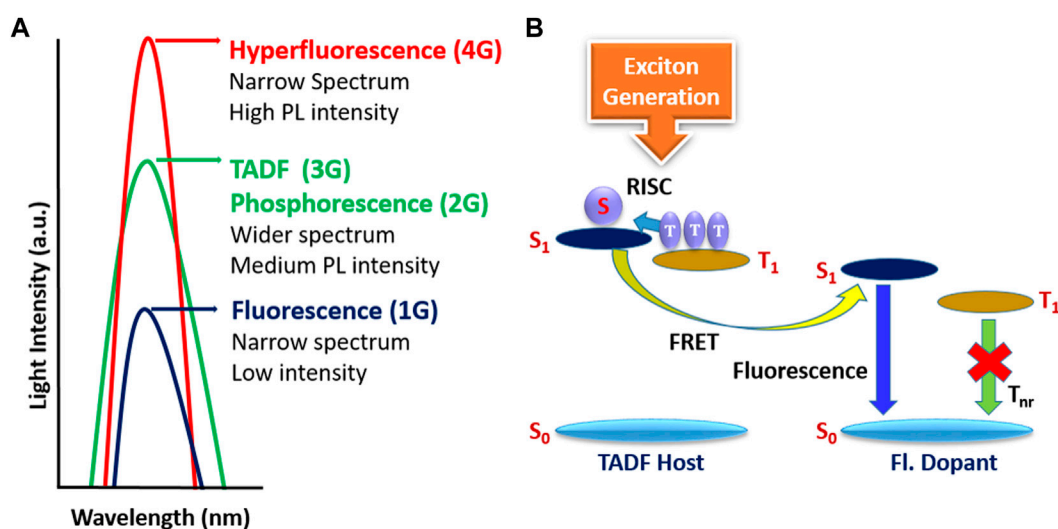


FIGURE 1

(A) Spectral behavior of various generations. (B) Basic hyperfluorescence mechanism in OLEDs.

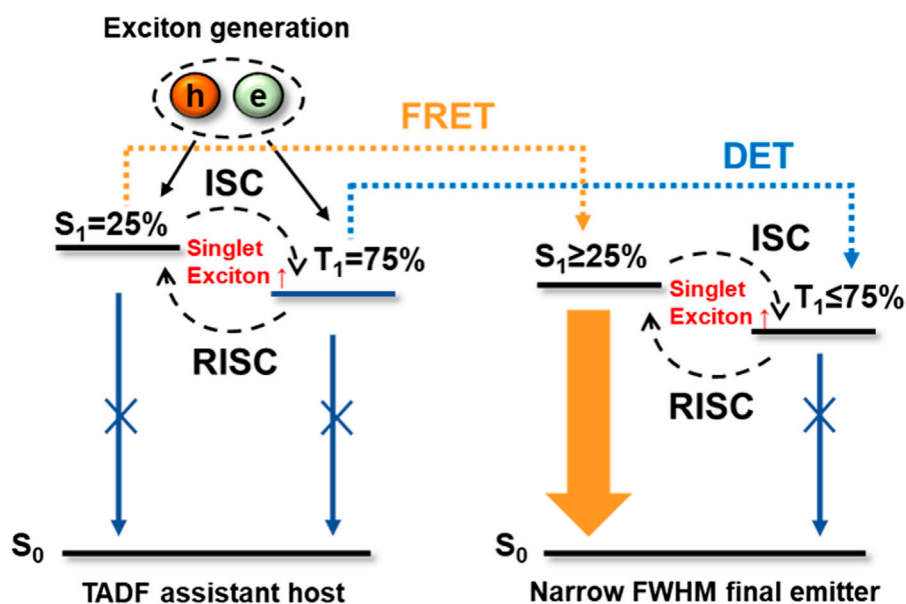


FIGURE 2

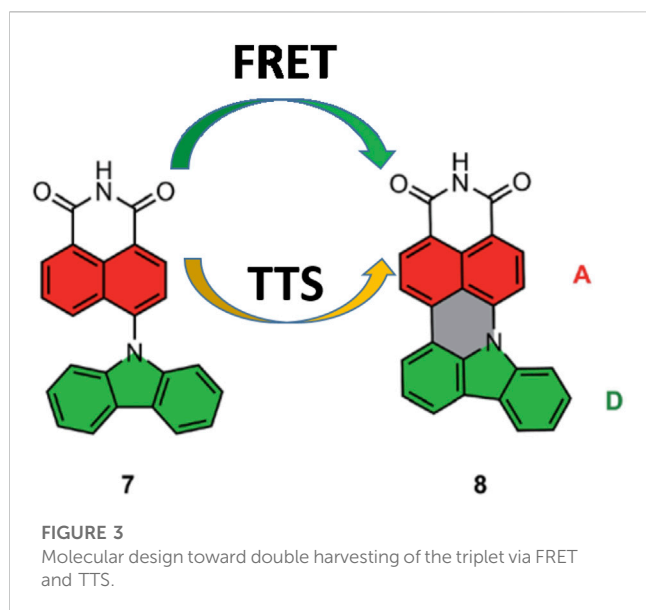
Schematic representation of FRET and DET mechanisms in the hyperfluorescence system.

transfer efficiency between the TADF assistant host and the narrowband final dopant in achieving high-performance HF OLEDs (Nakanotani et al., 2014; Furukawa et al., 2015). Therefore, the tuning of spectral overlapping in OLEDs is critical in achieving high-quality and efficient emission, and this requires a combination of advanced material design, device optimization, and simulation techniques. Förster resonance energy transfer (FRET) is a non-radiative energy transfer process between two neighboring fluorescent molecules, in which one fluorescent molecule absorbs light and transfers its energy to another molecule via FRET. The

efficiency of FRET can be measured with respect to the Förster radius distance (R_F), which represents the molecular separation at which the energy transfer is 50% efficient (Dacres et al., 2010). R_F can be expressed by the following equation:

$$R_F^6 = \frac{9000 (\ln 10) \Phi_D \kappa^2}{N_A 128 \pi^5 n^4} \int_0^\infty F_D(\lambda) \epsilon_A(\lambda) \lambda^4 d\lambda$$

where R_F is the distance at which the energy transfer is taken as 50% (Förster radius distance), N_A is Avogadro's number, n is the refractive index of the medium, κ^2 is an orientation factor, Φ is



the quantum yield of TSH, and $F_D(\lambda)$ and $\epsilon_A(\lambda)$ are the normalized PL spectra of TSH and molar absorption coefficient of the dopant, respectively. Hence, a large R_F value is required to achieve higher FRET efficiency (Naveen et al., 2022a). High R_F can be attained with large spectral overlapping due to the increase in Förster radius distance and intermolecular distances between TSH and FD.

In 2014, Adachi et al. utilized the FRET approach to propose efficient HF OLEDs with high color purity and enhanced stability (Nakanotani et al., 2014). In this approach, as illustrated in Figure 2, the narrow FWHM final emitter and TADF assistant host were embedded in a host matrix so that FRET can occur from the S_1 of a TADF assistant host to the S_1 of a final emitter (Kim et al., 2015; Song et al., 2015; Ahn et al., 2018; Zhang et al., 2018; Adachi et al., 2019; Byeon et al., 2019). In addition, the narrow emission spectra of dopants and the high radiative decay rate of sensitizers are responsible for fast and complete FRET, which increases the color purity and stability of the OLED (Kim et al., 2015; Liu et al., 2015). Furthermore, Lindner et al., reported a rational approach to simultaneously pursue FRET and triplet-to-singlet (TTS) transition as complementary mechanisms for effective exciton transfer, realizing an EQE up to 27% and FWHM of 40 nm (Bartkowski et al., 2022). Figure 3 shows the representative structure of the TADF sensitizer (7) and fluorescent dopant (8), where the D moiety in compound 7 is twisted to the A moiety. The S_1 arises from intramolecular DA charge transfer (ICT), whereas, in compound 8, the additional linkage between the electron-accepting and -donating moieties has a strong effect on the electronic structures of the S_1 , which is a π - π^* -type state that is delocalized over both the D and A moieties. Hence, it does not show a substantial ICT characteristic. In order to achieve high efficiency, the concentration ratio of the host, TADF, and fluorescence dopant is to be optimized so that it maximizes the FRET rate (Yi et al., 2020). This is an effective strategy to increase the color purity and the stability of highly efficient HF-OLEDs.

Furthermore, Penfold et al., demonstrated the model of the HF process between a 2,5,8,11-tetra-tert-butylperylene (TBpe), narrow

band blue fluorescent emitter and carbene-metal-amide (CMA) molecule with the Au bridging metal (Au-Cz) through quantum chemistry and quantum dynamics simulations (Giret et al., 2021). In this study, the high FRET rate encouraged rapid triplet harvesting which is strongly dependent on the difference in energy between the S_1 states of the acceptor and donor molecules. The FRET rate of 10^{10} s^{-1} , illustrated by quantum dynamics simulations, indicates that it occurs on the picosecond timescale comparable with the ISC crossing rate of Au-Cz. These quantum dynamics simulations could enhance the understanding of HF-based emitters.

Hence, in order to satisfy the FRET rate in the HF system, the TADF sensitizer and emitters should be chosen with respect to their distance, which should be relatively close; the short excited state lifetime of the TADF sensitizer; the high absorption coefficient of the final emitter; and overlapping of the absorption and emission spectra of a final emitter and TADF sensitizers.

2.2 TADF host requirements

TADF is a mechanism that allows for efficient harvesting of both singlet and triplet excitons in OLEDs. Conventional fluorescence molecules, where triplet excitons would non-radiatively decay from triplet to the ground state, would not contribute to light emission and cannot be used as TADF sensitizers because of the large ΔE_{ST} . When TADF materials are used as a TSH, the triplet excitons on the TSH are up-converted to singlet excitons by the RISC process (Yoon et al., 2021). Hence, it is crucial to utilize triplet excitons for TSH efficiently. The prerequisite for the materials to be used as TADF sensitizers is their smaller ΔE_{ST} to induce RISC and their participation in effective FRET, which can relieve exciton quenching and improve the device performance (Nakanotani et al., 2014). Therefore, the TADF sensitizer and final emitter should be carefully chosen for effective FRET. Usually, TSH can convert triplet excitons into singlet excitons through a RISC process, which then allows for the transfer of these excitons to the final fluorescent emitters (Nakanotani et al., 2014). This mechanism has been shown to enable high external quantum efficiencies in OLEDs (Tanaka et al., 2012).

In 2014, Adachi et al. introduced TADF materials as sensitizers in HF devices (Nakanotani et al., 2014). The series of molecules with small ΔE_{ST} such as 10-phenyl-10H,10'H-spiro [acridine-9,9'-anthracen]-10'-one (ACRSA), 3-(9,9-dimethylacridin-10-(9H)-yl)-9H-xanthen-9-one (ACRXTN), 2-phenoxazine-4,6-diphenyl-1,3,5-triazine (PXZ-TRZ), and 2,4,6-tri (4-(10Hphenoxazin-10H-yl)phenyl)-1,3,5-triazine (Tri-PXZ-TRZ) as a TSH and the corresponding fluorescent molecules 2,5,8,11-tetra-tert-butylperylene (TBpe), 9,10-Bis [N,N-di-(p-tolyl)-amino]anthracene (TTPA), 2,8-ditert-butyl-5,11-bis(4-tert-butylphenyl)-6,12-diphenyltetracene (TBRb), and tetraphenyldibenzoperiflanthene (DBP) were selected as final emitters in such way that the emission spectra of all TSH and the absorption spectra of the final emitters get overlapped. Blue, green, yellow, and red HF devices, via an energy transfer cascade, were prepared using these materials and realized the EQE_{max} of 13.4–18%. This strategy is most beneficial to develop HF devices. Since then, several efforts have been reported to increase the fluorescent intensity up to four times that of the conventional

TABLE 1 Summarized device performances of the TADF-sensitized HF OLEDs.

TADF sensitizer	Final emitter	Host	EQE _{max} (%)	Ref
ACRSA	TBPe	DPEPO	13.4	Nakanotani et al. (2014)
ACRXTN	TTPA	mCP	15.8	
PXZ-TRZ	TBRb	mCBP	18	
Tri-PXZ-TRZ	DBP	CBP	17.5	
5Cz-TRZ	TBPe	mCBP	24	Cui et al. (2020)
PIC-TRZ	DDAF	-	4.5	Zhang et al. (2014a)
DIC-TRZ	DDAF	-	11.7	
DACz-TAZTRZ	TBRb	32alCTRZ	23.7	Su et al. (2021)
TBE01	PtON-TBBI	SiCzCz:SiTrzCz2	25.4	Kim et al. (2022a)
TBE02	PtON-TBBI	SiCzCz:SiTrzCz2	25.8	
5TBuCzBN	BN-STO	mCBP	40.1	Hu et al. (2023)
Ir (piq) ₂ acac	BNNO	-	34.4	Fan et al. (2023)

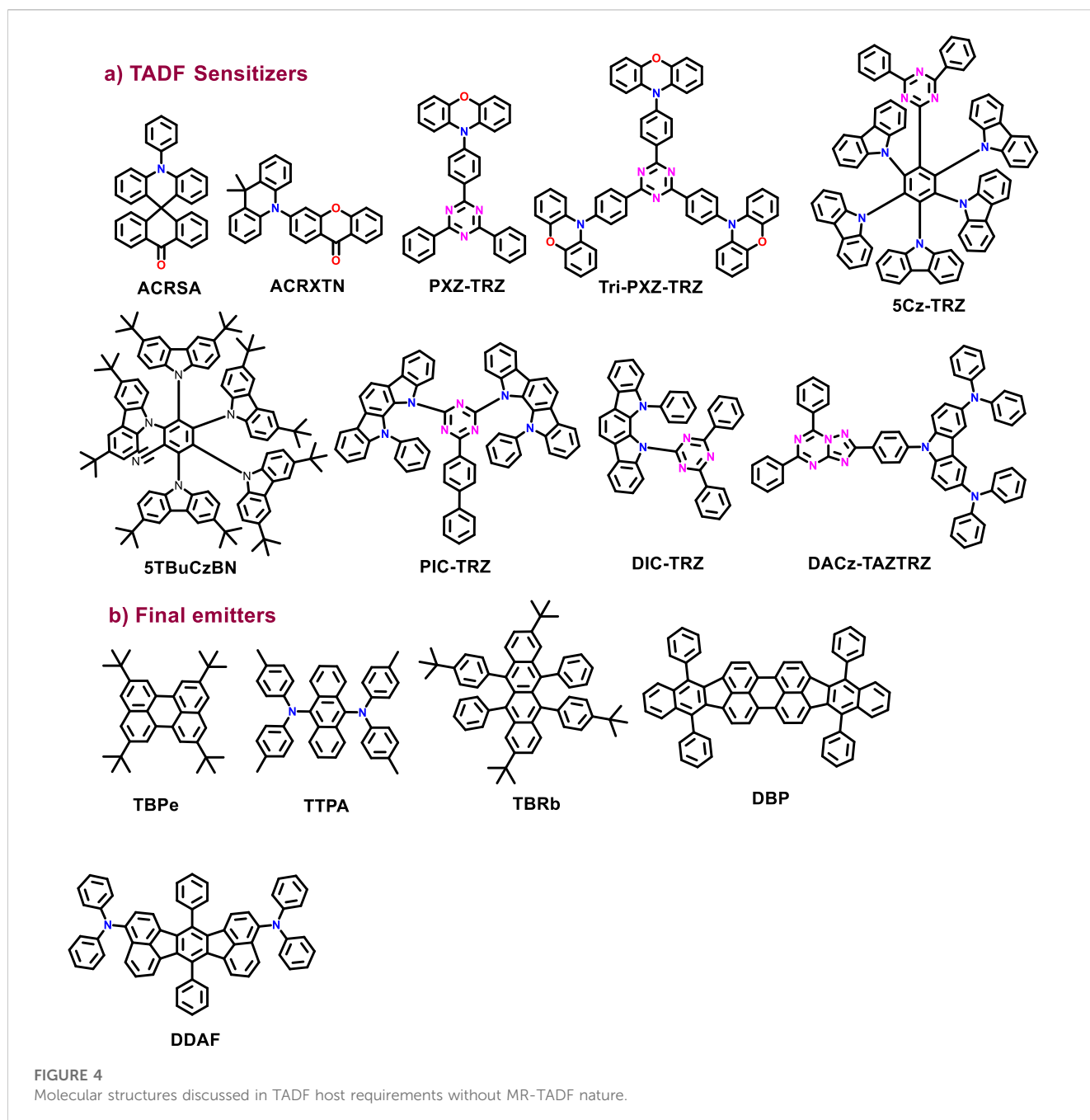
fluorescent emitters, solving the wide spectrum problem of TADF materials. For example, Cui et al. (2020) reported the sky-blue TADF material 5Cz-TRZ consisting of multiple carbazole donors and one triazine acceptor. The RISC rate of 5Cz-TRZ is $1.5 \times 10^7 \text{ s}^{-1}$, which is nearly two orders of magnitude higher than the typical values for TADF emitters. This higher RISC rate is due to the formation of charge-resonance-type hybrid triplet states by multiple carbazole donors. This resulted in the large spin-orbit coupling, small singlet-triplet energy splitting, and dense triplet-state manifold. The HF device using 5Cz-TRZ as a sensitizer reaches the EQE_{max} value of over 22%. This design strategy paves the way to achieve efficient and stable TADF and HF OLEDs using TADF sensitizers with higher k_{RISC} rates.

The performances of TADF-sensitized HF device are shown in Table 1. Qiu et al. demonstrated a general technique to improve the efficiencies of fluorescent OLEDs (FOLEDs) (Zhang D. et al., 2014). The new approach to realizing TADF uses sensitizing hosts with small singlet-triplet energy. This approach differs from traditional methods of using molecules with TADF as emitters in FOLEDs. The host's singlet excitons, directly generated and up-converted ones from the electrically generated triplets, are transferred to the final emitters' singlets via FRET and then decay radiatively to give out emitter fluorescence. This work demonstrated an approach that achieves EQEs of up to 23.4% and low-efficiency roll-offs. Jingsong You et al. used triazolotriazine (TAZTRZ) as an acceptor, which has strong electron-withdrawing power to combine with the 3,6-(diphenylamine)carbazole (DACz) donor forming an efficient yellow HF device (Su et al., 2021). The electron-withdrawing ability of TAZTRZ leads to the well-separated distribution of their FMOs and thus reduces the ΔE_{ST} , giving rise to fast RISC. The HF device based on DACz-TAZTRZ achieved an EQE_{max} of 23.7%, considered an excellent performance for yellow FOLEDs. The chemical structures are illustrated in Figure 4.

Recently, Kim et al. (2022a) developed highly efficient and stable deep-blue OLEDs using phosphor-sensitized TADF (Kim et al.) to overcome the low efficiency of fluorescent OLEDs by utilizing TADF

and phosphorescent mechanisms. The new MR-type TADF emitters were developed using a carbazole unit at the periphery of the DABNA core. The carbazole unit at the boron's para position helped reduce the triplet excitons and trapped charges within the emissive layer. In addition, the carbazole-based derivative emitter helped mitigate the effects of triplet and polaron-related device degradation. Their fast RISC, weak hole trapping, and high molar extinction coefficient made them one of the promising candidates for phosphor-sensitized TADF. Moreover, the bulky peripheral derivatives suppressed the Dexter energy transfer (DET) from nearby molecules, such as the sensitizer and host, to the emitter. In addition, the high absorption coefficient of the emitters enhances the FRET rate from the phosphor sensitizer (PS). The system uses an efficient TADF blue emitter (TBE01 and TBE02) combined with a PS, shown in Figure 5. The emission path is divided into two processes: prompt decay emission arises from the singlet state emitter transferred from the PS and delayed decay emission from excitons up-converted from inevitably populated triplet states in the emitter. The resulting OLED exhibited an operational lifetime of 72.9 h, and the CIE chromaticity coordinates $y = 0.165$, which is 6.6 times longer than those of devices using conventional TADF emitters. This research provides valuable insights into developing highly efficient and stable blue OLEDs using TADF and phosphorescent mechanisms, which can be used as an alternative to FOLEDs with low EQE.

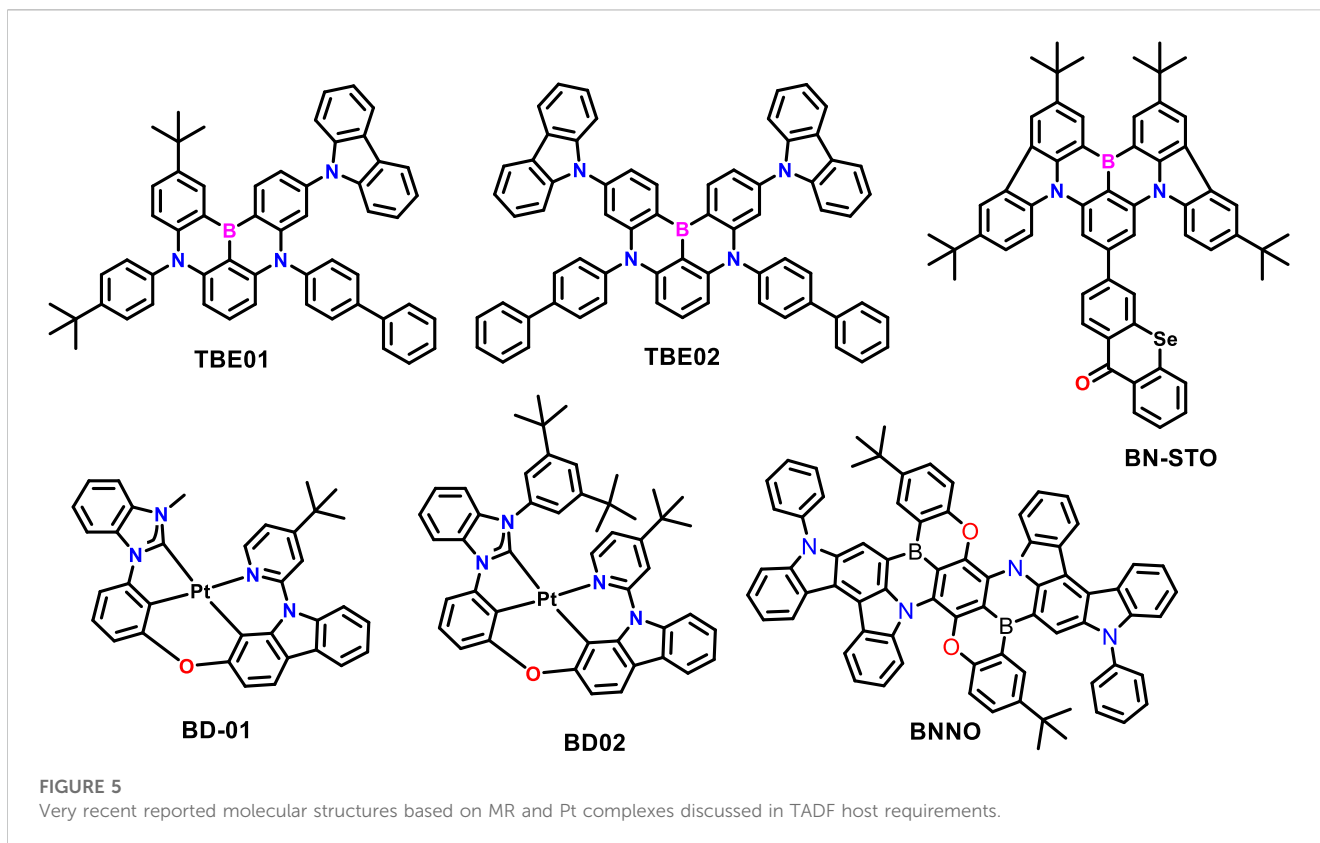
In the same year, Kim E. et al. (2022) reported that blue phosphorescent OLEDs (PhOLEDs) have superior electroluminescence efficiencies than blue FOLEDs (Sun et al., 2022). Using benzimidazolium carbene as a strong σ -electron donor significantly improves the stability and efficiency of blue PhOLEDs. Introducing bulky 3,5-di-tert-butyl-phenyl into the N-heterocyclic carbene moiety in the Pt (II) complex not only improves the photophysical properties of BD-02 but also makes the BD-02 dopant molecule more stable, which is essential for developing stable and efficient blue PhOLEDs. In addition, the steric hindrance of BD-02 also prevents spectrum broadening



from host-guest interactions with the ET host. The introduction of bulky 3,5-di-tert-butyl-phenyl enhances the photochemical stability of the high-lying metal-centered triplet state. It prevents undesirable host-guest interactions, contributing to a longer device lifetime and higher color purity. The blue PhOLED device, using these new materials, exhibited a lifetime of $LT_{70} = 1,113$ h at $L_0 = 1,000$ cd/m^2 , CIE $y = 0.197$, and EQE_{max} over 20%.

The most recent report by Yang et al. (2017) suggests that employing the peripherally heavy atom decorated strategy successfully achieves high-performance pure green electroluminescence with a maximum EQE of over 40% and reduced efficiency roll-off in corresponding OLEDs (Hu et al., 2023). As shown in Figure 5 (BN-STO), the molecular design

involves peripherally decorating multi-resonance TADF emitters with selenoxanthone to achieve a more significant rate of RISC and narrow FWHM by heavy-atom effect. Integrating selenium atoms into the MR-TADF skeleton is more effective in promoting spin-orbit coupling interaction than the peripheral decoration of selenium atoms on the MR-TADF part. The HF technology was used to improve the electroluminescence performance of OLEDs based on the BN-STO emitter by employing 2,3,4,5,6-pentakis-(3,6-di-tert-butyl-9H-carbazol-9-yl)benzotrifluorobenzene (5TBuCzBN) as the TADF sensitizer exhibited higher EQE of 38.4%. However, the EQE remained at 26.5% at a high luminance level of $1,000$ cd/m^2 . Furthermore, Duan et al. reported the development of a narrowband pure-red multi-resonance emitter fused with an



indolocarbazole donor, which simultaneously red-shifts and narrows the emission color (Fan et al., 2023). As a result, BNNO shows an emission maximum at 637 nm with a FWHM of merely 32 nm. To ensure efficient energy transfer, the phosphorescent sensitizer Ir (piq)₂acac was employed in device fabrication, whose emission spectrum significantly overlaps with the absorption spectrum of BNNO. The corresponding OLEDs realize BT.2020 red coordinates for the first time, achieving an EQE_{max} of 34.4% and an ultra-long LT₉₅ of over 10,000 h at an initial luminance of 1,000 cd/m².

Therefore, the two critical requirements that should be fulfilled simultaneously for efficient TADF sensitizers are (1) a small energy gap (ΔE_{ST}) between the singlet and triplet excited states, which enhances RISC from triplet excited states (T_1) to singlet excited ones (S_1) and (2) a reasonable radiative decay rate (k_r), to overcome competitive non-radiative decay pathways and attain a high photoluminescence efficiency.

2.3 Electroluminescence phenomenon

a) Polarity

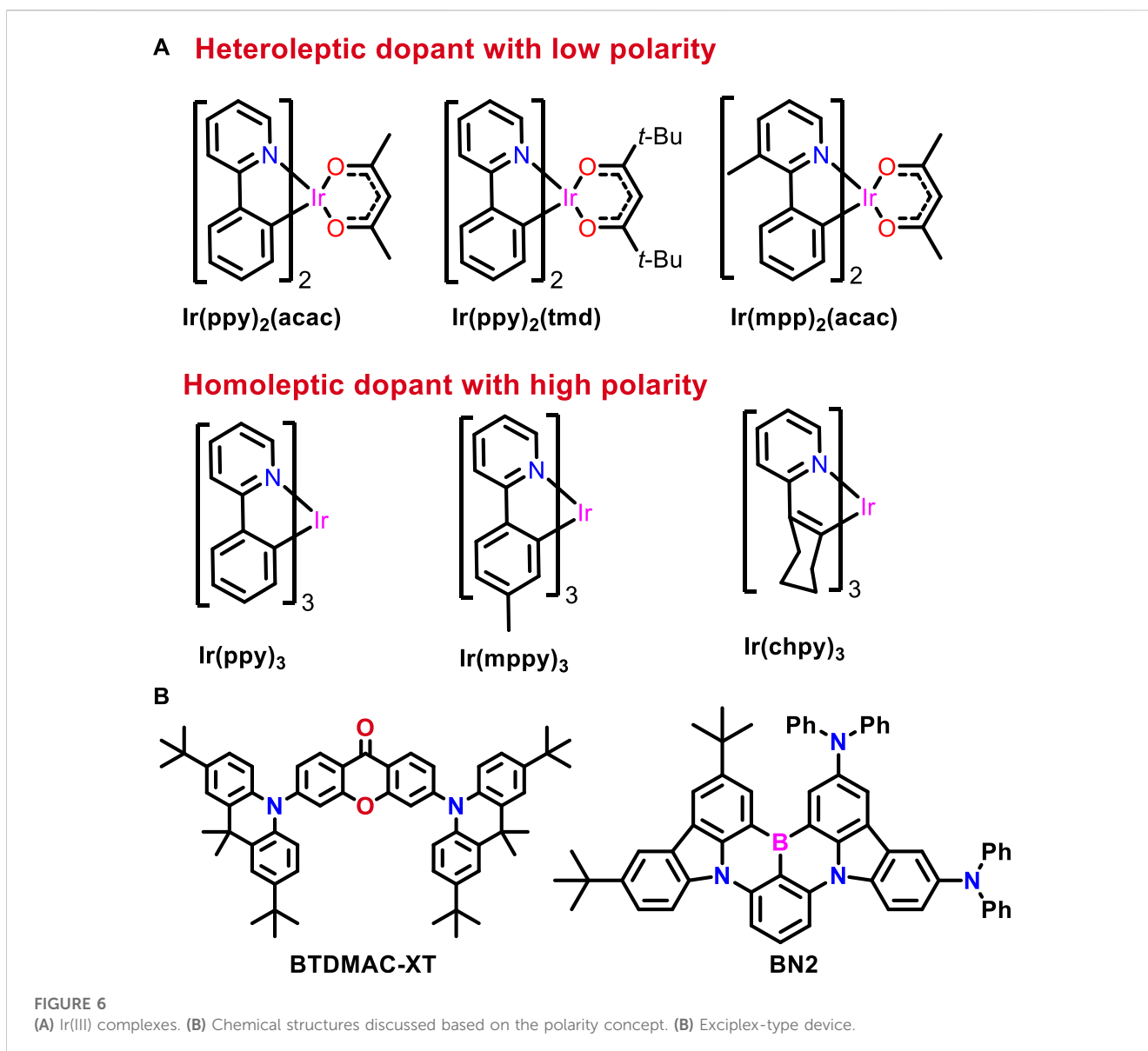
When FD emits light by direct recombination, 75% of the exciton is lost along with DET. Therefore, energy loss must be prevented by minimizing FD trapping. On the other hand, trapping has the effect of polarity (μ) of FD in addition to the difference in the energy level between FD and host. Usually, the recombination of charges is an essential process in OLEDs because it influences the driving voltage,

efficiency, and lifetime. To understand such a phenomenon, Kim et al. unveiled the recombination mechanism by having six types of dopants using various homoleptic and heteroleptic Ir complexes (three types of low polarity and three types of high polarity) applied to the exciplex host in PSF-OLEDs and compared the degree of trapping (Figure 6) (Lee et al., 2018). The dopant's dipole moment (μ_0) rather than the trap depth (ΔE^t) significantly influences the recombination zone.

As a prerequisite, if FD polarity (μ) increases, the trapping also increases, whereas when the FD polarity (μ) decreases, the trapping and direct recombination also decrease. Among the developed complexes, the homoleptic Ir(III) dyes had large charge trapping due to the large μ_0 , which showed high driving voltage and trap-assisted recombination-dominated emission. However, the heteroleptic Ir(III) complexes showed small μ_0 and showed less charge trapping irrespective of trap depth, leading to low driving voltage and manifested high EQE values. On the other hand, due to the dipole-charge interaction, the dopant can have a dipole trap, which affects the charge-transporting properties. The trapping characteristics can be described as a Coulombic interaction between the free charge and μ_0 of the dopant. The trapping strength depends on the polarity of the dopant. The stronger μ_0 of the dopant is, the more readily it traps an encountered charge. Trapping strength is proportional to the polarity of the dopant derived by Belmont's equation,

$$S = 0.7 \left(1 + \frac{\sqrt{3}}{4} \right) \frac{q\mu_0}{32kT\epsilon}$$

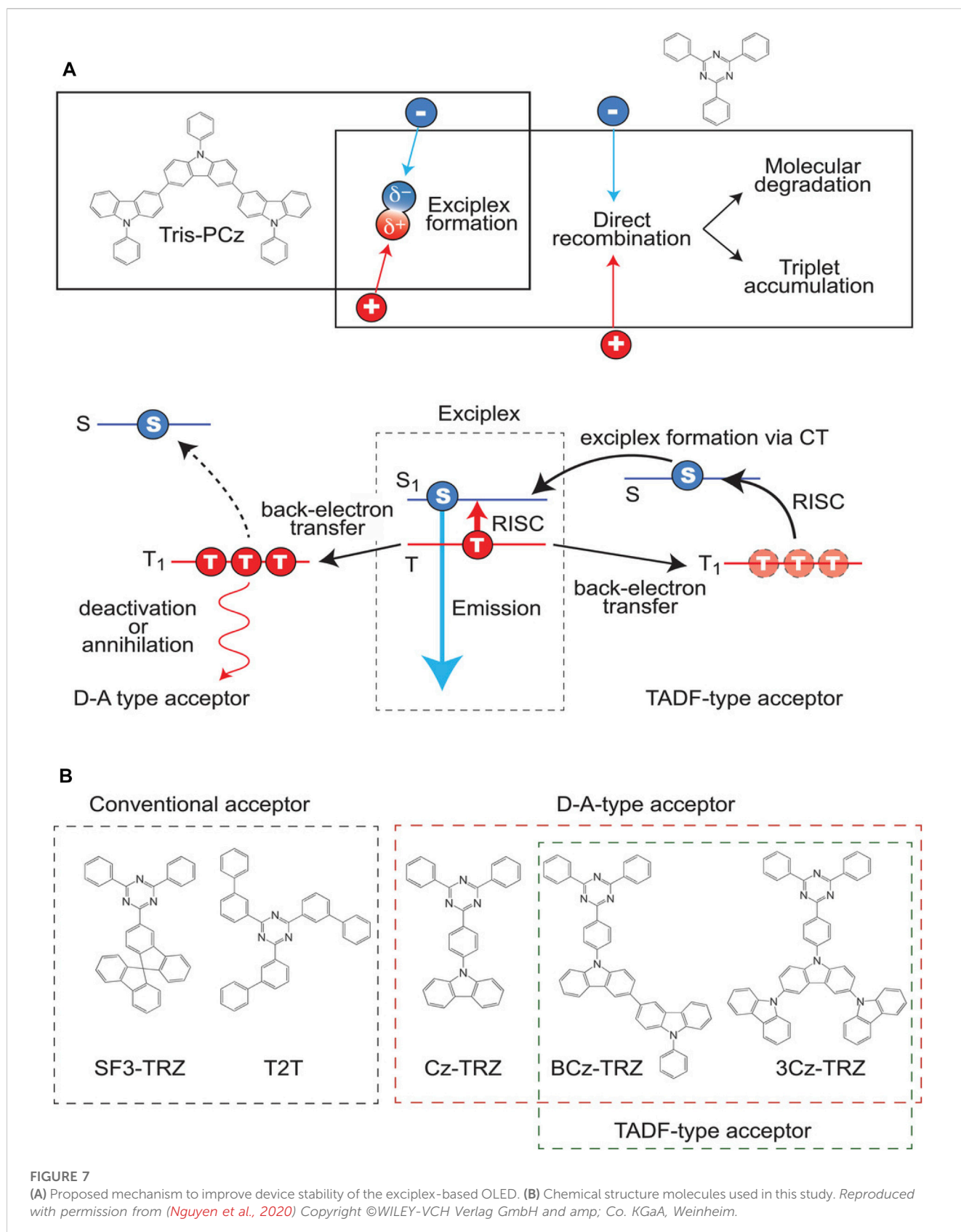
where S is the capture cross-section and μ_0 is the static dipole moment. Here, the homoleptic dopants showed 3–4 times higher S values than heteroleptic dopants because of the increased dipole



moment values. So, the possibility of trapping or the direct recombination zone can be increased. Even though the discussion is based on Ir complexes, this concept can be vital for designing efficient and stable HF-OLEDs where the recombination sites play an important role. Furthermore, this concept can also allow for building HF-OLEDs with a long lifetime. Very recently, Zhao et al. unveiled a new concept that contains low polarity TADF sensitizer with high steric hindrance and free concentration-quenching for an efficient green HF system (Liu et al., 2023). The developed TADF sensitizer BTDMAC-XT works very well for MR-TADF-type materials. The BTDMAC-XT contains a xanthenone (XT) acceptor and two *tert-butyl* substituted 9,9-dimethyl-9,10-dihydroacridine (BTDMAC) donors. The *tert-butyl* groups can increase the steric hindrance and weaken the molecular polarity. Subsequently, the low polarity material can be attained. Notably, the BTDMAC-XT emitter showed strong delayed fluorescence with a fast RISC process and high PLQY in a neat film. Furthermore, fabricated OLEDs based on the MR-TADF molecule (BN2), with the

help of low-polarity host and sensitizers, resulted in a small carrier injection barrier and full exciton utilization. To improve the color quality, the HF-OLEDs are fabricated with low-polar sensitizers for the BN2 molecule and achieved a record high EQEmax of 34.4% for green color with tremendous power efficiency of 166.3 lm W⁻¹ and a long operational lifetime (LT₅₀ = 40,309 h) at an initial luminance of 100 cd m⁻². This work can guide future HF-OLEDs as it clearly states that low-polarity-based materials can have great device performances.

Usually, when the exciton density inside the emissive layer increases, the device lifetime decreases. Nevertheless, when applying a host with exciplex characteristics, the transfer of holes/electrons to the dopant is minimized compared to normal hosts (Lee K. H. et al., 2023) so that the carrier or triplet accumulation can deteriorate, which helps increase the operational device lifetime (Wang Q. et al., 2019). On the other hand, since all the carriers travel on the host side, the final fluorescent dopant (FD) trapping can also be reduced. However,



in the case of an exciplex host with TADF characteristics, the dual exciton recycling action of TADF and exciplex can be observed. So, the accumulation can be reduced by accelerating the exciton

distribution and resulting in a longer operational device lifetime. Adachi et al. reported based on this concept and showed that blue OLEDs attained a long lifetime (Nguyen et al., 2020). The TADF-

TABLE 2 OLED performances for devices with 50 wt%-Tris-PCz (P-type):50 wt%-acceptor (N-type) as the emitter.

P-type (50%)	N-type (50%)	TADF	EQE _{500/1000} (nits)	CIE (x,y)	LT ₅₀ (@ 1000 nits) (hrs)
Tris-PCz	3Cz-TRZ	O	8.9/8.4%	(0.26, 0.53)	337
	BCz0TRZ	O	11.9/11.3%	(0.26, 0.50)	292
	Cz-TRZ	X	9.5/9.1%	(0.29, 0.55)	123
	T2T	X	11.5/11.1%	(0.28, 0.54)	66

type exciplex host materials showed longer lifespans than conventional and D-A type acceptors. In the case of the host in the device, it offers an overwhelming lifespan improvement effect. When an N-type host (based on the triazine moiety) with TADF characteristics is applied, the exciton transfers back from the first exciplex so that it can be recycled again through the RISC process and effectively distribute exciton (Figure 7). The OLED performance of devices with 50 wt%-Tris-PCz: 50 wt%-acceptor as the emitter is summarized in Table 2. Among the fabricated devices, the exciplex-based OLEDs manifested high EQE values than the control device, indicating the utilization of the potential of TADF exciplex. Furthermore, based on the emission spectra of all devices, changing from the conventional acceptor molecules to TADF-type acceptors only slightly affected both recombination and emissive sites. Among all the devices, the LT₅₀ of nearly 300 and 350 h was achieved in the OLEDs based on BCz-TRZ and 3Cz-TRZ, respectively, emphasizing the superiority of the exciplex TADF-type acceptor.

Among the selected cores, the TADF-type acceptor and bipolar acceptor contain electron-donating groups, which can contribute to the unexpected injection of holes. Subsequently, the enhancement of the operational device lifetime can be attained. Furthermore, such TADF exciplex-type-based OLEDs showed better lifetime, indicating their efficient TADF mechanism. On the other hand, the Cz-TRZ-based OLEDs showed a poor lifetime due to the inefficient RISC process. In contrast, the 3Cz-TRZ showed a longer lifetime, indicating efficient triplet excitons are transferred in exciplex-based OLEDs. Furthermore, the lifetime is fairly better when 1 wt% of conventional MR-type emitter v-DABNA has been applied to the Tris-PCz: 3CzTRZ combination. However, due to the lower triplet energy and more extended wavelength emission, the devices have poor color coordinates (CIE y = 0.36), which deviates from NTSE and BT2020 standards. However, this exciplex-based host system manifested improved lifetime values compared to a normal host. Moreover, the TADF-type acceptors showed excellent stability due to their efficient RISC process. However, utilizing these acceptors to stable blue OLEDs with support of the exciplex concept, where the broad green and pure blue dopant is utilized, can pave the way for stable HF devices.

2.4 Suppression of Dexter energy transfer–shielding approach

Precise control of energy transfer pathways in molecular assemblies is essential in OLEDs, especially in HF devices. DET is the non-radiative electron exchange process from donor to

acceptor moieties (Dexter, 2004). In the HF system, the energy loss mechanism occurs through DET from the triplet state of TADF to that of the final emitter, which demands a short distance range for achieving the molecular orbital overlapping (Dexter, 2004; Bai et al., 2020). Figure 2 illustrates the DET mechanism in the HF system, unlike FRET, in which the energy transfer process requires the overlaps of the absorption of energy acceptor with the emission of the energy donor. DET is an electron exchange process that requires the overlapping of frontier molecular orbitals.

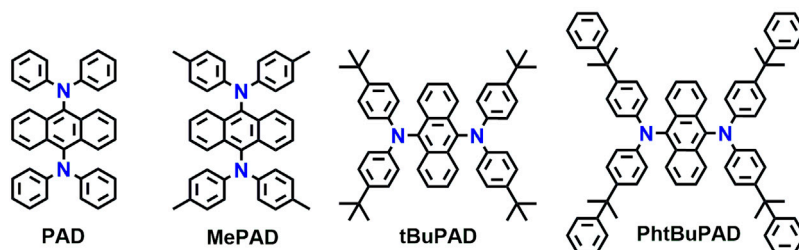
Several strategies were adopted to alleviate this DET process without harming FRET efficiency to achieve high efficiency by inhibiting the exciton loss, mainly via DET from T₁ of the TADF emitter to that of the final emitter (Jeon et al., 2023). Furthermore, the following equation illustrates the rate of DET, which decreases as $\exp(-2R_{DA}/L)$, where R_{DA} is the donor–acceptor separation relative to their van der Waals radii, L (Wei et al., 2020),

$$k_{DET} = KJ e^{-2R_{DA}/L}$$

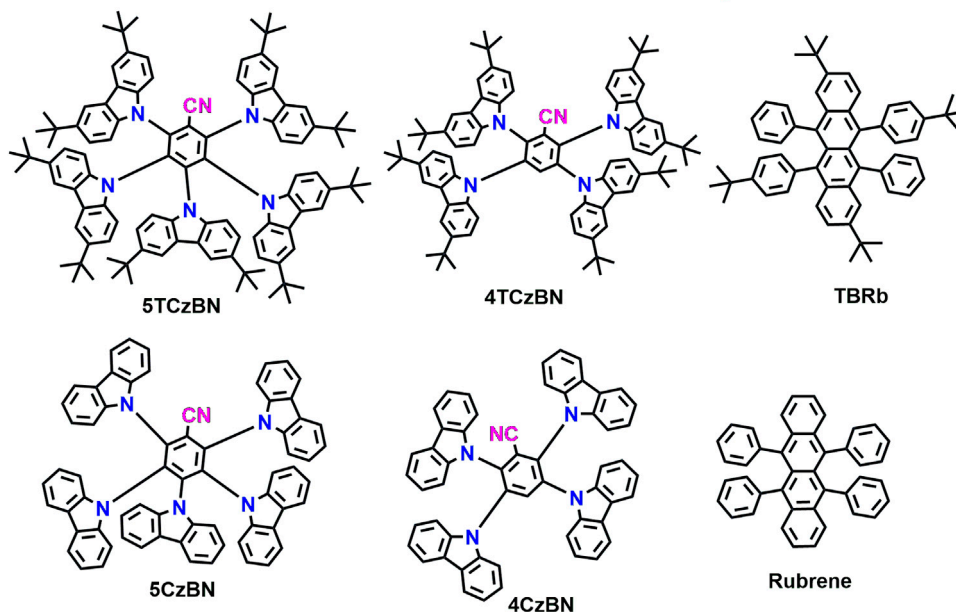
where K_{DET} represents the rate of DET, k is related to the specific orbital interactions, and J is the normalized spectral overlapping integral. Duan et al. successfully reduced the DET process by employing bulky substituents such as methyl, tert-butyl, and butyl-phenyl at the terminal edges of N⁹, N⁹, N¹⁰, N¹⁰-tetraphenylanthracene-9,10-diamine (PAD). Figure 8 illustrates the series of structures based on PAD realizing the efficiency increase as the inert group's bulkiness increases (Zhang et al., 2018). This is one of the strategies which efficiently reduces the DET by increasing the intermolecular distance. Furthermore, as bulkiness increases with the inert units from methyl to tert-butyl and butyl-phenyl, they produce a large steric effect. Thus, the inert units not only increase the intermolecular distance but also reduce the orbital overlap of neighboring molecules and, thus, can sterically shield the electronically active cores of emitters. The same group in 2020 realized the high efficiencies, balanced white spectra, and extended lifetimes by modulating the Förster and Dexter interactions in SEL-TSF-WOLEDs (Wei et al., 2020).

As shown in Figure 8, in the molecular structure without tertiary butyl groups, such as 5CzBN, 4CzBN, and Rubrene, the spin-density distributions of triplets and frontier molecule orbitals are distributed all over the whole molecules. At the same time, in the molecular structure with the inert tertiary butyl group at the terminal position of carbazole, such as 5TCzBN, 4TCzBN, and TBRb, distributions of triplets as well as frontier molecule orbitals are mainly located at the core and not extended to the tertiary butyl group at the terminal position of carbazole, suggesting that those electronically inert peripheral units can sterically shield the electronically active chromophores. Furthermore, Su et al. introduced an electronically inert phenyl-fluorene terminal to the PXZ-DBPZ as

The molecule structures with increasing bulkiness at terminal positions.



The structures of TADF emitters with and without tert-butyl units.



Blocking the energy loss with electronically inert phenyl-fluorene terminals.

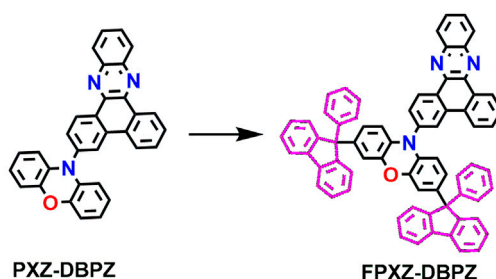


FIGURE 8
Molecular structures discussed based on DET suppression approach.

a TADF sensitizer to block the energy loss through DET (Xie et al., 2022). This blocking effect was investigated by theoretical calculation, which suggests that due to the sp^3 -hybridized carbon atoms in the phenyl-fluorene units, it does not participate in conjugation and hence does not share the HOMO with the phenoxazine moiety (Figure 8).

Another approach is to up-convert the majority of triplet excitons to singlet excitons by reducing the orbital overlap rather than the transfer to the DET channel. However, to achieve this, the rate constant of RISC (k_{RISC}) should be high for the TADF

sensitizers. Lee et al. proposed the strategy of triplet up-conversion by replacing the donor moiety of 2,3,5,6-tetra(9H-carbazol-9-yl)terephthalonitrile (4CzTPN) with 5H-benzo [4,5] thieno [3,2-c]carbazole (BTCz) (Shin et al., 2022). The BTCz group strengthens the charge transfer characteristic and induces a high RISC rate. Howard et al. demonstrated a shielding effect by substituting the multi-donors in the TADF sensitizer 4CzIPN (Jakoby et al., 2021). The HOMO and LUMO were well-separated by donor-accepter moieties restricting the LUMO-LUMO overlap, resulting in the suppression of triplet

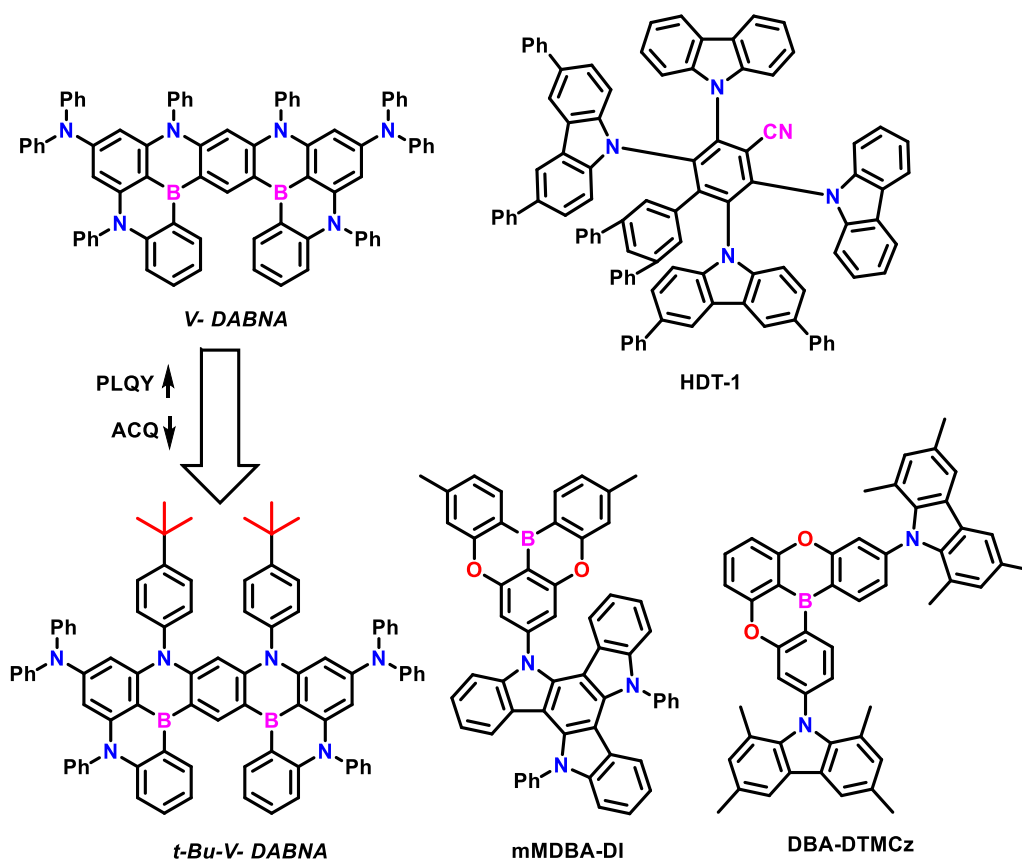


FIGURE 9
Molecular structures discussed in the molecular orientation part.

transfer. In addition, the separation of HOMO–LUMO by resonance effects suppresses the triplet transfer by dispersion in the host matrix. This strategy is advantageous to inhibit the triplet exciton transfer. Duan et al. reported the sterically hindered BODIPY-type emitter (tPhBODIPY) with a bulk substituent on the meso-position to suppress DET, exhibiting a high photo-luminescence quantum yield of 98% and a small FWHM of 28 nm (Song et al., 2020). BODIPY-type emitters are known for their high molar absorption coefficient and sharp emission with narrow FWHM. However, the deep LUMO of tPhBODIPY tends to trap electrons in TADF-sensitized OLEDs. Thus, to reduce the DET process, the TADF architecture with blocking bulky terminal groups, lowering doping concentration and fast k_{RISC} and shielded LUMO has the advantage of achieving an efficient HF system.

2.5 Molecular orientation of the final dopant

Normally, the EQE can be attained by using the following equation:

$$\eta_{\text{EQE}} = \gamma \times \eta_{\text{S/T}} \times q_{\text{eff}} \times \eta_{\text{out}}$$

where γ is the charge balance factor, $\eta_{\text{S/T}}$ is the singlet–triplet factor, q_{eff} is effective quantum yield, and η_{out} is the out-coupling efficiency of the emitter. The $\eta_{\text{S/T}}$ is based on the spin-statistics like $\eta_{\text{S/T}} = 0.25$ for

fluorescent emitters and $\eta_{\text{S/T}} = 1$ for phosphorescent and TADF emitters. The outcoupling depends on the Purcell factor and emitting dipole orientation (EDO) ratio. The EDO can be represented as the fraction of the horizontal emitting dipole moment, $\Theta \equiv (p_{\parallel}/p_{\parallel} + p_{\perp})$, where p_{\parallel} and p_{\perp} represent the horizontal and vertical components of the emitting dipole, respectively. Usually, when light from emitters is arranged horizontally, the surface plasmon loss will be reduced, and the outcoupling efficiency will increase (Kim et al., 2022). So, the higher the degree of molecular orientation of the final emitting dopant, the higher the light extraction efficiency, and the higher EQE can be attained. Furthermore, the EQEs can be enhanced using low refractive index materials, as they support increased outcoupling efficiency of over 60%. These indicate that the Θ can be the most important parameter for efficient OLEDs (Kim and Kim, 2018; Tenopala-Carmona et al., 2021).

For example, recently, many researchers focused on MR-TADF-type materials for OLEDs as they manifested highly recommendable BT2020 standards (Ha et al., 2021; Kim and Yasuda, 2022; Sang Min Cho, 2022). Among the developed MR-TADF materials, the v-DABNA stood as the benchmark for blue OLEDs, as it has a highly narrow spectrum with high PLQY. By utilizing the v-DABNA, Adachi et al. developed highly efficient, stable blue OLEDs (Chan et al., 2021). In this work, the HDT-1 was selected as the assistant TADF sensitizer and v-DABNA as the final emitting dopant. The fabricated device with the

emitting layer architecture of 0.5 wt% *v*-DABNA: 20 wt% HDT-1: mCBP manifested a high EQE of 27% with a remaining high EQE of 20% even at 1000 nits. Such EQE is higher than that of the device without HDT-1. These EQEs are attributed to the molecular horizontal dipole orientation of the final emitting *v*-DABNA in the doped host film.

Later on, Kwon et al. developed two efficient pure blue TADF assistant dopants for efficient FRET rate to the final dopant (Naveen et al., 2022a). The final dopant was utilized as *t*-Bu-*v*-DABNA, which is *tert*-butyl-substituted *v*-DABNA. The *tert*-butyl groups in *t*-Bu-*v*-DABNA can enhance the PLQY and reduce the aggregation-caused quenching. Subsequently, the horizontal dipole orientation also improves (Figure 9). Among the developed TADF sensitizers, the mMDBA-DI manifested deep blue color with a high horizontal dipole orientation ratio of 0.82 and PLQY of 97.8%. On the other hand, the *t*-Bu-*v*-DABNA showed PLQY of 91.9%, which is 5.9% lower than that of mMDBA-DI. However, the *t*-Bu-*v*-DABNA showed a higher horizontal dipole orientation ratio of 0.92, which is 0.10 higher than that of mMDBA-DI. So, the differences in device efficiencies entirely depend on the horizontal dipole orientation values. Subsequently, the mMDBA-DI HF device manifested a high EQE of 39.1% with a narrow FWHM of 19 nm in the pure blue region (CIE $y = 0.15$). Such high EQE is mainly attributed to high horizontal dipole orientation and good TADF characteristics of the final dopant, *t*-Bu-*v*-DABNA. To extend this work, the same group recently reported two efficient TADF sensitizers based on the quadrupolar D-A-D type, namely, DBA-DmICz and DBA-DTMCz. Among the developed sensitizers, DBA-DTMCz with *v*-DABNA manifested tremendous EQEmax of 43.9% in the blue region, which is recorded as high EQE among the reported blue devices. Such great EQE was achieved due to the increased horizontal dipole orientation ratio of DBA-DTMCz ($\Theta = 0.86$) (Lee H. et al., 2023).

3 Conclusion and outlook

In summary, the rapid development of the HF-OLEDs has resulted in a new dimension of display features by building important information into different device design concepts, exciting and unique electroluminescent behaviors, and, importantly, providing a mechanistic understanding of the pathways of energy transfer processes. This review highlights the relevant factors for building highly efficient and stable HF-OLEDs. The factors are focused on spectral overlapping, energy transfer mechanisms, TSH requirements, electroluminescence study based on the exciplex and polarity system, shielding effect, DET suppression, and FD orientation by considering the device analysis and future developments. Currently, the EQE of the OLEDs was around 40% in wide color gamut regions with the support of the HF system. However, even though high efficiency with proper CIE coordinates is reached, the lifetime still needs improvement, especially in blue HF-OLEDs.

References

- Adachi, C. (2014). Third-generation organic electroluminescence materials. *Jpn. J. Appl. Phys.* 53, 060101. doi:10.7567/jjap.53.060101
- Adachi, J., Kakizoe, H., Tsang, P. K. D., and Endo, A. (2019). 10.1: Invited paper: Hyperfluorescence™; a game changing technology of OLED display. *SID Symposium Dig. Tech. Pap.* 50, 95–98. doi:10.1002/sdtp.13399
- Ahn, D. H., Jeong, J. H., Song, J., Lee, J. Y., and Kwon, J. H. (2018). Highly efficient deep blue fluorescent organic light-emitting diodes boosted by thermally activated delayed fluorescence sensitization. *ACS Appl. Mater. Interfaces* 10, 10246–10253. doi:10.1021/acsami.7b19030
- Bai, S., Zhang, P., and Beratan, D. N. (2020). Predicting dexter energy transfer interactions from molecular orbital overlaps. *J. Phys. Chem. C* 124, 18956–18960. doi:10.1021/acs.jpcc.0c06694
- Baldo, M. A., O'Brien, D. F., You, Y., Shoustikov, A., Sibley, S., Thompson, M. E., et al. (1998). Highly efficient phosphorescent emission from organic electroluminescent devices. *Nature* 395, 151–154. doi:10.1038/25954
- Barman, D., Gogoi, R., Narang, K., and Iyer, P. K. (2020). Recent developments on multifunctional metal-free mechanochromic luminescence and thermally activated delayed fluorescence organic materials. *Front. Chem.* 8, 483. doi:10.3389/fchem.2020.00483

So in the coming days, utilizing the narrowband emitter such as the MR dopant (for the final dopant) and highly efficient TADF (as the sensitizer), which has a high RISC rate (in order of 10^7 to 10^8 s⁻¹), with more developments in device physics can pave the way for long lifetime HF-OLEDs. The material designs should be focused on stability with high TADF performances. On the other hand, the FRET rate should be improved by minimizing the DET rate values. The rapid developments in this upcoming technology generate enthusiasm, motivating many optoelectronic specialized researchers to explore a deeper understanding and find new advancements in this exciting area of research. This review will provide a clear prospect and attract researchers with diverse interests to these luminescent material developments, highly efficient and stable HF-OLED displays, soon.

Author contributions

YG, RA, and KRN contributed to write and revise this manuscript. KRN and JHK supervised this work. All authors contributed to the article and approved the submitted version.

Funding

The authors gratefully acknowledge financial support from the Technology Innovation Program (20006464, Development of TADF-sensitized fluorescence RGB emitting layer materials with high color purity and high efficiency for BT 2020) funded by the Ministry of Trade, Industry and Energy (MOTIE, Korea) and the National Research Foundation of Korea (Grant No. NRF-2019M3D1A2104019).

Conflict of interest

The authors declare that the research was conducted in the absence of any commercial or financial relationships that could be construed as a potential conflict of interest.

The reviewer RK declared a past co-authorship with the authors KRN to the handling editor.

Publisher's note

All claims expressed in this article are solely those of the authors and do not necessarily represent those of their affiliated organizations, or those of the publisher, the editors, and the reviewers. Any product that may be evaluated in this article, or claim that may be made by its manufacturer, is not guaranteed or endorsed by the publisher.

- Bartkowski, K., Zimmermann Crococo, P., Kochman, M. A., Kumar, D., Kubas, A., Data, P., et al. (2022). Tandem rigidification and π -extension as a key tool for the development of a narrow linewidth yellow hyperfluorescent OLED system. *Chem. Sci.* 13, 10119–10128. doi:10.1039/d2sc03342a
- Bennett, R. G. (2004). Radiationless intermolecular energy transfer. I. Singlet→Singlet transfer. *J. Chem. Phys.* 41, 3037–3040. doi:10.1063/1.1725670
- Braveenth, R., Lee, H., Park, J. D., Yang, K. J., Hwang, S. J., Naveen, K. R., et al. (2021). Achieving narrow FWHM and high EQE over 38% in blue OLEDs using rigid heteroatom-based deep blue TADF sensitized host. *Adv. Funct. Mater.* 31, 2105805. doi:10.1002/adfm.202105805
- Byeon, S. Y., Lee, D. R., Yook, K. S., and Lee, J. Y. (2019). Recent progress of singlet-exciton-harvesting fluorescent organic light-emitting diodes by energy transfer processes. *Adv. Mater.* 31, 1803714. doi:10.1002/adma.201803714
- Chan, C.-Y., Tanaka, M., Lee, Y.-T., Wong, Y.-W., Nakanotani, H., Hatakeyama, T., et al. (2021). Stable pure-blue hyperfluorescence organic light-emitting diodes with high-efficiency and narrow emission. *Nat. Photonics* 15, 203–207. doi:10.1038/s41566-020-00745-z
- Chen, J.-X., Wang, K., Zheng, C.-J., Zhang, M., Shi, Y.-Z., Tao, S.-L., et al. (2018). Red organic light-emitting diode with external quantum efficiency beyond 20% based on a novel thermally activated delayed fluorescence emitter. *Adv. Sci.* 5, 1800436. doi:10.1002/advs.201800436
- Chen, X.-K., Tsuchiya, Y., Ishikawa, Y., Zhong, C., Adachi, C., and Brédas, J.-L. (2017). A new design strategy for efficient thermally activated delayed fluorescence organic emitters: From twisted to planar structures. *Adv. Mater.* 29, 1702767. doi:10.1002/adma.201702767
- Cheng, Y.-C., Fan, X.-C., Huang, F., Xiong, X., Yu, J., Wang, K., et al. (2022). A highly twisted carbazole-fused DABNA derivative as an orange-red TADF emitter for OLEDs with nearly 40 % EQE. *Angew. Chem. Int. Ed.* 61, e202212575. doi:10.1002/anie.202212575
- Cho, S. M., Youn, K. M., Yang, H. I., Lee, S. H., Naveen, K. R., Karthik, D., et al. (2022). Anthracene-dibenzofuran based electron transport type hosts for long lifetime multiple resonance pure blue OLEDs. *Org. Electron.* 105, 106501. doi:10.1016/j.orgel.2022.106501
- Cravcenco, A., Ye, C., Gräfenstein, J., and Börjesson, K. (2020). Interplay between Förster and Dexter energy transfer rates in isomeric donor-bridge-acceptor systems. *J. Phys. Chem. A* 124, 7219–7227. doi:10.1021/acs.jpca.0c05035
- Cui, L.-S., Gillett, A. J., Zhang, S.-F., Ye, H., Liu, Y., Chen, X.-K., et al. (2020). Fast spin-flip enables efficient and stable organic electroluminescence from charge-transfer states. *Nat. Photonics* 14, 636–642. doi:10.1038/s41566-020-0668-z
- Dacres, H., Wang, J., Dumancic, M. M., and Trowell, S. C. (2010). Experimental determination of the Förster distance for two commonly used bioluminescent resonance energy transfer pairs. *Anal. Chem.* 82, 432–435. doi:10.1021/ac9022956
- Dexter, D. L. (2004). A theory of sensitized luminescence in solids. *J. Chem. Phys.* 21, 836–850. doi:10.1063/1.1699044
- Duan, Y., Guo, R., Wang, Y., Di, K., and Wang, L. (2022). A sensitization strategy for highly efficient blue fluorescent organic light-emitting diodes. *Front. Optoelectron.* 15, 44. doi:10.1007/s12200-022-00046-z
- Fan, T., Du, M., Jia, X., Wang, L., Yin, Z., Shu, Y., et al. (2023). High-efficiency narrowband multi-resonance emitter fusing indolocarbazole donors for BT 2020 red electroluminescence and ultra-long operation lifetime. *Adv. Mater.* 2023, 2301018. doi:10.1002/adma.202301018
- Furukawa, T., Nakanotani, H., Inoue, M., and Adachi, C. (2015). Dual enhancement of electroluminescence efficiency and operational stability by rapid upconversion of triplet excitons in OLEDs. *Sci. Rep.* 5, 8429. doi:10.1038/srep08429
- Giret, Y., Eng, J., Pope, T., and Penfold, T. (2021). A quantum dynamics study of the hyperfluorescence mechanism. *J. Mater. Chem. C* 9, 1362–1369. doi:10.1039/d0tc04225k
- Guo, J., Li, X.-L., Nie, H., Luo, W., Hu, R., Qin, A., et al. (2017). Robust luminescent materials with prominent aggregation-induced emission and thermally activated delayed fluorescence for high-performance organic light-emitting diodes. *Chem. Mater.* 29, 3623–3631. doi:10.1021/acs.chemmater.7b00450
- Ha, J. M., Hur, S. H., Pathak, A., Jeong, J.-E., and Woo, H. Y. (2021). Recent advances in organic luminescent materials with narrowband emission. *NPG Asia Mater.* 13, 53. doi:10.1038/s41427-021-00318-8
- Hatakeyama, T., Shiren, K., Nakajima, K., Nomura, S., Nakatsuka, S., Kinoshita, K., et al. (2016). Ultrapure blue thermally activated delayed fluorescence molecules: Efficient HOMO–LUMO separation by the multiple resonance effect. *Adv. Mater.* 28, 2777–2781. doi:10.1002/adma.201505491
- Hong, G., Gan, X., Leonhardt, C., Zhang, Z., Seibert, J., Busch, J. M., et al. (2021). A brief history of OLEDs—emitter development and industry milestones. *Adv. Mater.* 33, 2005630. doi:10.1002/adma.202005630
- Hosokai, T., Matsuzaki, H., Nakanotani, H., Tokumaru, K., Tsutsui, T., Furube, A., et al. (2017). Evidence and mechanism of efficient thermally activated delayed fluorescence promoted by delocalized excited states. *Sci. Adv.* 3, e1603282. doi:10.1126/sciadv.1603282
- Hu, Y., Miao, J., Zhong, C., Zeng, Y., Gong, S., Cao, X., et al. (2023). Peripherally heavy-atom-decorated strategy towards high-performance pure green electroluminescence with external quantum efficiency over 40. *Angew. Chem. Int. Ed.* 62, e202302478. doi:10.1002/anie.202302478
- Jakoby, M., Heidrich, S., Graf Von Reventlow, L., Degitz, C., Suresh, S. M., Zysman-Colman, E., et al. (2021). Method for accurate experimental determination of singlet and triplet exciton diffusion between thermally activated delayed fluorescence molecules. *Chem. Sci.* 12, 1121–1125. doi:10.1039/d0sc05190j
- Jeon, C. Y., Palanisamy, P., Lee, H. S., Lee, H., Kim, H. U., Chae, M. Y., et al. (2023). Stable thermally activated delayed fluorescence-sensitized red fluorescent devices through physical suppression of Dexter energy transfer. *Adv. Mater. Interfaces* 10, 2300147. doi:10.1002/admi.202300147
- Jiang, P., Miao, J., Cao, X., Xia, H., Pan, K., Hua, T., et al. (2022). Quenching-resistant multiresonance TADF emitter realizes 40% external quantum efficiency in narrowband electroluminescence at high doping level. *Adv. Mater.* 34, 2106954. doi:10.1002/adma.202106954
- Kim, E., Park, J., Jun, M., Shin, H., Baek, J., Kim, T., et al. (2022a). Highly efficient and stable deep-blue organic light-emitting diode using phosphor-sensitized thermally activated delayed fluorescence. *Sci. Adv.* 8, eabq1641. doi:10.1126/sciadv.abq1641
- Kim, H. J., and Yasuda, T. (2022). Narrowband emissive thermally activated delayed fluorescence materials. *Adv. Opt. Mater.* 10, 2201714. doi:10.1002/adom.202201714
- Kim, J.-M., Hwang, K. Y., Kim, S., Lim, J., Kang, B., Lee, K. H., et al. (2022). Enhancing horizontal ratio of transition dipole moment in homoleptic Ir complexes for high outcoupling efficiency of organic light-emitting diodes. *Adv. Sci.* 9, 2203903. doi:10.1002/advs.202203903
- Kim, K.-H., and Kim, J.-J. (2018). Origin and control of orientation of phosphorescent and TADF dyes for high-efficiency OLEDs. *Adv. Mater.* 30, 1705600. doi:10.1002/adma.201705600
- Kim, K.-H., Moon, C.-K., Sun, J. W., Sim, B., and Kim, J.-J. (2015). Triplet harvesting by a conventional fluorescent emitter using reverse intersystem crossing of host triplet exciplex. *Adv. Opt. Mater.* 3, 895–899. doi:10.1002/adom.201400644
- Kondo, Y., Yoshiura, K., Kitera, S., Nishi, H., Oda, S., Gotoh, H., et al. (2019). Narrowband deep-blue organic light-emitting diode featuring an organoboron-based emitter. *Nat. Photonics* 13, 678–682. doi:10.1038/s41566-019-0476-5
- Konidena, R. K., and Naveen, K. R. (2022). Boron-based narrowband multiresonance delayed fluorescent emitters for organic light-emitting diodes. *Adv. Photonics Res.* 3, 2200201. doi:10.1002/adpr.202200201
- Lee, C.-H., Lee, J.-H., Kim, K.-H., and Kim, J.-J. (2018). Unveiling the role of dopant polarity in the recombination and performance of organic light-emitting diodes. *Adv. Funct. Mater.* 28, 1800001. doi:10.1002/adfm.201800001
- Lee, H., Braveenth, R., Muruganantham, S., Jeon, C. Y., Lee, H. S., and Kwon, J. H. (2023a). Efficient pure blue hyperfluorescence devices utilizing quadrupolar donor-acceptor-donor type of thermally activated delayed fluorescence sensitizers. *Nat. Commun.* 14, 419. doi:10.1038/s41467-023-35926-1
- Lee, H., Karthik, D., Lampande, R., Ryu, J. H., and Kwon, J. H. (2020). Recent advancement in boron-based efficient and pure blue thermally activated delayed fluorescence materials for organic light-emitting diodes. *Front. Chem.* 8, 373. doi:10.3389/fchem.2020.00373
- Lee, K. H., Jeon, S. O., Chung, Y. S., Kim, J.-M., and Lee, J. Y. (2023b). Management of polaron dynamics: A key factor for the long operational stability of exciplex-forming cohost-based organic light-emitting diodes. *Adv. Opt. Mater.* 11, 2201687. doi:10.1002/adom.202201687
- Li, D., Zhang, H., and Wang, Y. (2013). Four-coordinate organoboron compounds for organic light-emitting diodes (OLEDs). *Chem. Soc. Rev.* 42, 8416–8433. doi:10.1039/c3cs60170f
- Liu, H., Fu, Y., Chen, J., Tang, B. Z., and Zhao, Z. (2023). Energy-efficient stable hyperfluorescence organic light-emitting diodes with improved color purities and ultrahigh power efficiencies based on low-polar sensitizing systems. *Adv. Mater.* 2023, 2212237. doi:10.1002/adma.202212237
- Liu, X.-K., Chen, Z., Zheng, C.-J., Chen, M., Liu, W., Zhang, X.-H., et al. (2015). Nearly 100% triplet harvesting in conventional fluorescent dopant-based organic light-emitting devices through energy transfer from exciplex. *Adv. Mater.* 27, 2025–2030. doi:10.1002/adma.201500013
- Madayanad Suresh, S., Hall, D., Beljonne, D., Olivier, Y., and Zysman-Colman, E. (2020). Multiresonant thermally activated delayed fluorescence emitters based on heteroatom-doped nanographenes: Recent advances and prospects for organic light-emitting diodes. *Adv. Funct. Mater.* 30, 1908677. doi:10.1002/adfm.201908677
- Matsuo, Y., and Sakaida, S. (2016). “Super-resolution method by registration of multi-scale components considering color sampling pattern and frequency spectrum power of UHD TV camera,” in 2016 IEEE International Symposium on Multimedia (ISM), San Jose, California, USA, Held 11–13 December 2016, 521–524.
- Nakanotani, H., Higuchi, T., Furukawa, T., Masui, K., Morimoto, K., Numata, M., et al. (2014). High-efficiency organic light-emitting diodes with fluorescent emitters. *Nat. Commun.* 5, 4016. doi:10.1038/ncomms5016
- Naveen, K. R., Lee, H., Braveenth, R., Karthik, D., Yang, K. J., Hwang, S. J., et al. (2022a). Achieving high efficiency and pure blue color in hyperfluorescence organic

- light emitting diodes using organo-boron based emitters. *Adv. Funct. Mater.* 32, 2110356. doi:10.1002/adfm.202110356
- Naveen, K. R., Palanisamy, P., Chae, M. Y., and Kwon, J. H. (2023). Multiresonant TADF materials: Triggering the reverse intersystem crossing to alleviate the efficiency roll-off in OLEDs. *Chem. Commun.* 59, 3685–3702. doi:10.1039/d2cc06802h
- Naveen, K. R., Yang, H. I., and Kwon, J. H. (2022b). Double boron-embedded multiresonant thermally activated delayed fluorescent materials for organic light-emitting diodes. *Commun. Chem.* 5, 149. doi:10.1038/s42004-022-00766-5
- Nguyen, T. B., Nakanotani, H., Hatakeyama, T., and Adachi, C. (2020). The role of reverse intersystem crossing using a TADF-type acceptor molecule on the device stability of exciplex-based organic light-emitting diodes. *Adv. Mater.* 32, 1906614. doi:10.1002/adma.201906614
- Penfold, T. J., Dias, F. B., and Monkman, A. P. (2018). The theory of thermally activated delayed fluorescence for organic light emitting diodes. *Chem. Commun.* 54, 3926–3935. doi:10.1039/c7cc09612g
- Pratik, S. M., Coropceanu, V., and Brédas, J.-L. (2022). Enhancement of thermally activated delayed fluorescence (TADF) in multi-resonant emitters via control of chalcogen atom embedding. *Chem. Mater.* 34, 8022–8030. doi:10.1021/acs.chemmater.2c01952
- Rayappa Naveen, K., Prabhu Cp, K., Braveenth, R., and Hyuk Kwon, J. (2022). Molecular design strategy for orange red thermally activated delayed fluorescence emitters in organic light-emitting diodes (OLEDs). *Chem. – A Eur. J.* 28, e202103532. doi:10.1002/chem.202103532
- Reineke, S., Walzer, K., and Leo, K. (2007). Triplet-exciton quenching in organic phosphorescent light-emitting diodes with Ir-based emitters. *Phys. Rev. B* 75, 125328. doi:10.1103/physrevb.75.125328
- Sang Min Cho, K. M. Y., Youn, K. M., Yang, H. I., Lee, S. H., Naveen, K. R., Karthik, D., et al. (2022). Anthracene-dibenzofuran based electron transport type hosts for long lifetime multiple resonance pure blue OLEDs. *Org. Electron.* 105, 106501. doi:10.1016/j.orgel.2022.106501
- Seung Hyun Lee, M. Y. C., Young Chae, M., Hun Jung, Y., Naveen, K. R., et al. (2023). Enhanced triplet-triplet fusion for high efficiency and long lifetime of multiresonant pure blue organic light emitting diodes. *J. Industrial Eng. Chem.* 122, 452–458. doi:10.1016/j.jiec.2023.03.005
- Shin, D. J., Kim, S. C., and Lee, J. Y. (2022). A reverse intersystem crossing managing assistant dopant for high external quantum efficiency red organic light-emitting diodes. *J. Mater. Chem. C* 10, 4821–4830. doi:10.1039/d1tc04875a
- Shin, H., Ha, Y. H., Kim, H.-G., Kim, R., Kwon, S.-K., Kim, Y.-H., et al. (2019). Controlling horizontal dipole orientation and emission spectrum of Ir complexes by chemical design of ancillary ligands for efficient deep-blue organic light-emitting diodes. *Adv. Mater.* 31, 1808102. doi:10.1002/adma.201808102
- Song, W., Lee, I., and Lee, J. Y. (2015). Host engineering for high quantum efficiency blue and white fluorescent organic light-emitting diodes. *Adv. Mater.* 27, 4358–4363. doi:10.1002/adma.201501019
- Song, X., Zhang, D., Zhang, Y., Lu, Y., and Duan, L. (2020). Strategically modulating carriers and excitons for efficient and stable ultrapure-green fluorescent OLEDs with a sterically hindered BODIPY dopant. *Adv. Opt. Mater.* 8, 2000483. doi:10.1002/adom.202000483
- Su, R., Zhao, Y., Yang, F., Duan, L., Lan, J., Bin, Z., et al. (2021). Triazolotriazine-based thermally activated delayed fluorescence materials for highly efficient fluorescent organic light-emitting diodes (TSF-OLEDs). *Sci. Bull.* 66, 441–448. doi:10.1016/j.scib.2020.08.023
- Sugawara, M., Choi, S., and Wood, D. (2014). Ultra-high-definition television (rec. ITU-R BT.2020): A generational leap in the evolution of television [standards in a nutshell]. *IEEE Signal Process. Mag.* 31, 170–174. doi:10.1109/msp.2014.2302331
- Sun, J., Ahn, H., Kang, S., Ko, S.-B., Song, D., Um, H. A., et al. (2022). Exceptionally stable blue phosphorescent organic light-emitting diodes. *Nat. Photonics* 16, 212–218. doi:10.1038/s41566-022-00958-4
- Tanaka, H., Shizu, K., Miyazaki, H., and Adachi, C. (2012). Efficient green thermally activated delayed fluorescence (TADF) from a phenoxazine-triphenyltriazine (PXZ-TRZ) derivative. *Chem. Commun.* 48, 11392–11394. doi:10.1039/c2cc36237f
- Tenopala-Carmona, F., Lee, O. S., Crovini, E., Neferu, A. M., Murawski, C., Olivier, Y., et al. (2021). Identification of the key parameters for horizontal transition dipole orientation in fluorescent and TADF organic light-emitting diodes. *Adv. Mater.* 33, 2100677. doi:10.1002/adma.202100677
- Uoyama, H., Goushi, K., Shizu, K., Nomura, H., and Adachi, C. (2012). Highly efficient organic light-emitting diodes from delayed fluorescence. *Nature* 492, 234–238. doi:10.1038/nature11687
- Volz, D., Wallech, M., Fléchon, C., Danz, M., Verma, A., Navarro, J. M., et al. (2015). From iridium and platinum to copper and carbon: New avenues for more sustainability in organic light-emitting diodes. *Green Chem.* 17, 1988–2011. doi:10.1039/c4gc02195a
- Wada, Y., Nakagawa, H., Matsumoto, S., Wakisaka, Y., and Kaji, H. (2020). Organic light emitters exhibiting very fast reverse intersystem crossing. *Nat. Photonics* 14, 643–649. doi:10.1038/s41566-020-0667-0
- Wang, J., Li, N., Zhong, C., Miao, J., Huang, Z., Yu, M., et al. (2023). Metal-perturbed multiresonance TADF emitter enables high-efficiency and ultralow efficiency roll-off nonsensitized OLEDs with pure green gamut. *Adv. Mater.* 35, 2208378. doi:10.1002/adma.202208378
- Wang, M., Xie, W., Meng, X., Zeng, H., and Ngan, K. N. (2019a). UHD video coding: A light-weight learning-based fast super-block approach. *IEEE Trans. Circuits Syst. Video Technol.* 29, 3083–3094. doi:10.1109/tcsvt.2018.2873910
- Wang, Q., Tian, Q.-S., Zhang, Y.-L., Tang, X., and Liao, L.-S. (2019b). High-efficiency organic light-emitting diodes with exciplex hosts. *J. Mater. Chem. C* 7, 11329–11360. doi:10.1039/c9tc03092a
- Wei, P., Zhang, D., and Duan, L. (2020). Modulation of forster and dexter interactions in single-emissive-layer all-fluorescent WOLEDs for improved efficiency and extended lifetime. *Adv. Funct. Mater.* 30, 1907083. doi:10.1002/adfm.201907083
- Wilson, J. S., Dhoot, A. S., Seeley, A. J. a. B., Khan, M. S., Köhler, A., and Friend, R. H. (2001). Spin-dependent exciton formation in π -conjugated compounds. *Nature* 413, 828–831. doi:10.1038/35101565
- Wong, M. Y., and Zysman-Colman, E. (2017). Purely organic thermally activated delayed fluorescence materials for organic light-emitting diodes. *Adv. Mater.* 29, 1605444. doi:10.1002/adma.201605444
- Xie, W., Peng, X., Li, M., Qiu, W., Li, W., Gu, Q., et al. (2022). Blocking the energy loss of dexter energy transfer in hyperfluorescence OLEDs via one-step phenyl-fluorene substitution of TADF assistant host. *Adv. Opt. Mater.* 10, 2200665. doi:10.1002/adom.202200665
- Xu, Y., Xu, P., Hu, D., and Ma, Y. (2021). Recent progress in hot exciton materials for organic light-emitting diodes. *Chem. Soc. Rev.* 50, 1030–1069. doi:10.1039/d0cs00391c
- Yang, Z., Mao, Z., Xie, Z., Zhang, Y., Liu, S., Zhao, J., et al. (2017). Recent advances in organic thermally activated delayed fluorescence materials. *Chem. Soc. Rev.* 46, 915–1016. doi:10.1039/c6cs00368k
- Yi, C.-L., Ko, C.-L., Yeh, T.-C., Chen, C.-Y., Chen, Y.-S., Chen, D.-G., et al. (2020). Harnessing a new Co-host system and low concentration of new TADF emitters equipped with trifluoromethyl- and cyano-substituted benzene as core for high-efficiency blue OLEDs. *ACS Appl. Mater. Interfaces* 12, 2724–2732. doi:10.1021/acsami.9b18272
- Yin, X., He, Y., Wang, X., Wu, Z., Pang, E., Xu, J., et al. (2020). Recent advances in thermally activated delayed fluorescent polymer—molecular designing strategies. *Front. Chem.* 8, 725. doi:10.3389/fchem.2020.00725
- Yoon, S. J., Kim, J. H., Chung, W. J., and Lee, J. Y. (2021). Design approach of lifetime extending thermally activated delayed fluorescence sensitizers for highly efficient fluorescence devices. *Chem. – A Eur. J.* 27, 3065–3073. doi:10.1002/chem.202004042
- Zhang, D., Duan, L., Li, C., Li, Y., Li, H., Zhang, D., et al. (2014a). High-efficiency fluorescent organic light-emitting devices using sensitizing hosts with a small singlet-triplet exchange energy. *Adv. Mater.* 26, 5050–5055. doi:10.1002/adma.201401476
- Zhang, D., Song, X., Cai, M., and Duan, L. (2018). Blocking energy-loss pathways for ideal fluorescent organic light-emitting diodes with thermally activated delayed fluorescent sensitizers. *Adv. Mater.* 30, 1705250. doi:10.1002/adma.201705250
- Zhang, Q., Li, B., Huang, S., Nomura, H., Tanaka, H., and Adachi, C. (2014b). Efficient blue organic light-emitting diodes employing thermally activated delayed fluorescence. *Nat. Photonics* 8, 326–332. doi:10.1038/nphoton.2014.12
- Zhang, Q., Li, J., Shizu, K., Huang, S., Hirata, S., Miyazaki, H., et al. (2012). Design of efficient thermally activated delayed fluorescence materials for pure blue organic light emitting diodes. *J. Am. Chem. Soc.* 134, 14706–14709. doi:10.1021/ja306538w