



Corrigendum: New Sesquiterpenoids From Plant-Associated *Irpex lacteus*

Huai-Zhi Luo^{1,2}, Huan Jiang², Xi-Shan Huang³ and Ai-Qun Jia^{1*}

¹School of Pharmaceutical Sciences, Key Laboratory of Tropical Biological Resources of Ministry of Education, One Health Institute, Hainan University, Haikou, China, ²School of Environmental and Biological Engineering, Nanjing University of Science and Technology, Nanjing, China, ³State Key Laboratory for Chemistry and Molecular Engineering of Medicinal Resources, Collaborative Innovation Center for Guangxi Ethnic Medicine, School of Chemistry and Pharmaceutical Science, Guangxi Normal University, Guilin, China

Keywords: *Orychopragmus violaceus* (L.) O.E. Schulz, *Irpex lacteus* (Fr.) Fr, sesquiterpenoids, furan, quorum sensing

A Corrigendum on

New Sesquiterpenoids From Plant-Associated

Irpex lacteus

by Luo H-Z, Jiang H, Huang X-S and Jia A-Q (2022). *Front. Chem.* 10:905108. doi: 10.3389/fchem.2022.905108

In the original article, there were some mistakes in the captions for **Figures 1–3** as published. The captions of these figures were inconsistent with the figures, and the order of the figures do not accord with the description in the text. The correct figures and their captions appear below.

There were also errors in some of the in-text citations. In the **Introduction**, second paragraph, page 1, “Table 1” is corrected to “Figure 1” as follows: “as well as two furan compounds, such as irpexlacte B (3) and C (4), were also obtained (**Figure 1**).”

In **Results and Discussions**, “Structure Elucidation,” first paragraph, page 3, “Figure 1” is corrected to “Figure 2” as follows: “in combination with the ¹H-¹H COSY correlations of H-3 (δ_{H} 3.62)/H₂-4 (δ_{H} 1.99, 1.84)/H-5 (δ_{H} 3.96)/H-6 (δ_{H} 1.87)/H-7 (δ_{H} 3.39)/H₂-8 (δ_{H} 1.72, 1.40) (**Figure 2**).”

OPEN ACCESS

Edited and reviewed by:

Xuetao Xu,
Wuyi University, China

*Correspondence:

Ai-Qun Jia
ajia@hainanu.edu.cn
orcid.org/0000-0002-8089-6200

Specialty section:

This article was submitted to
Organic Chemistry,
a section of the journal
Frontiers in Chemistry

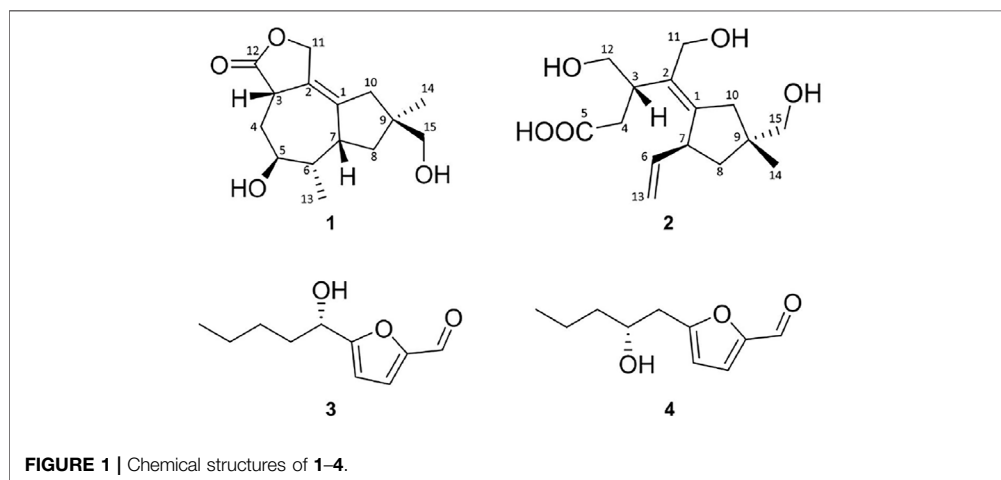
Received: 18 May 2022

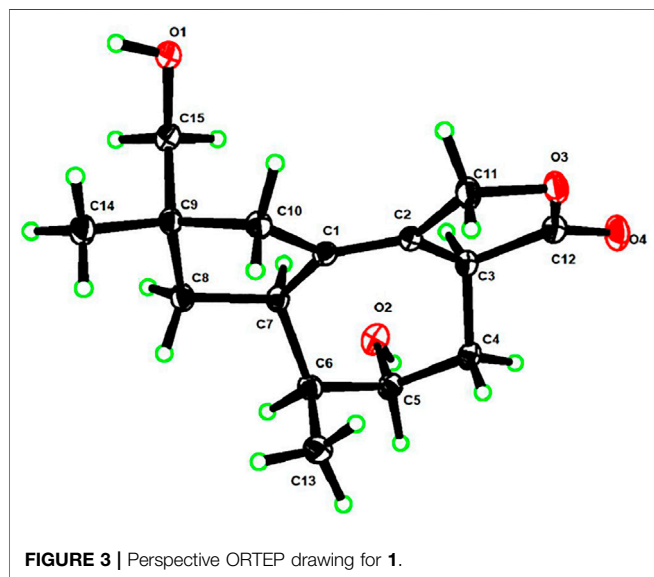
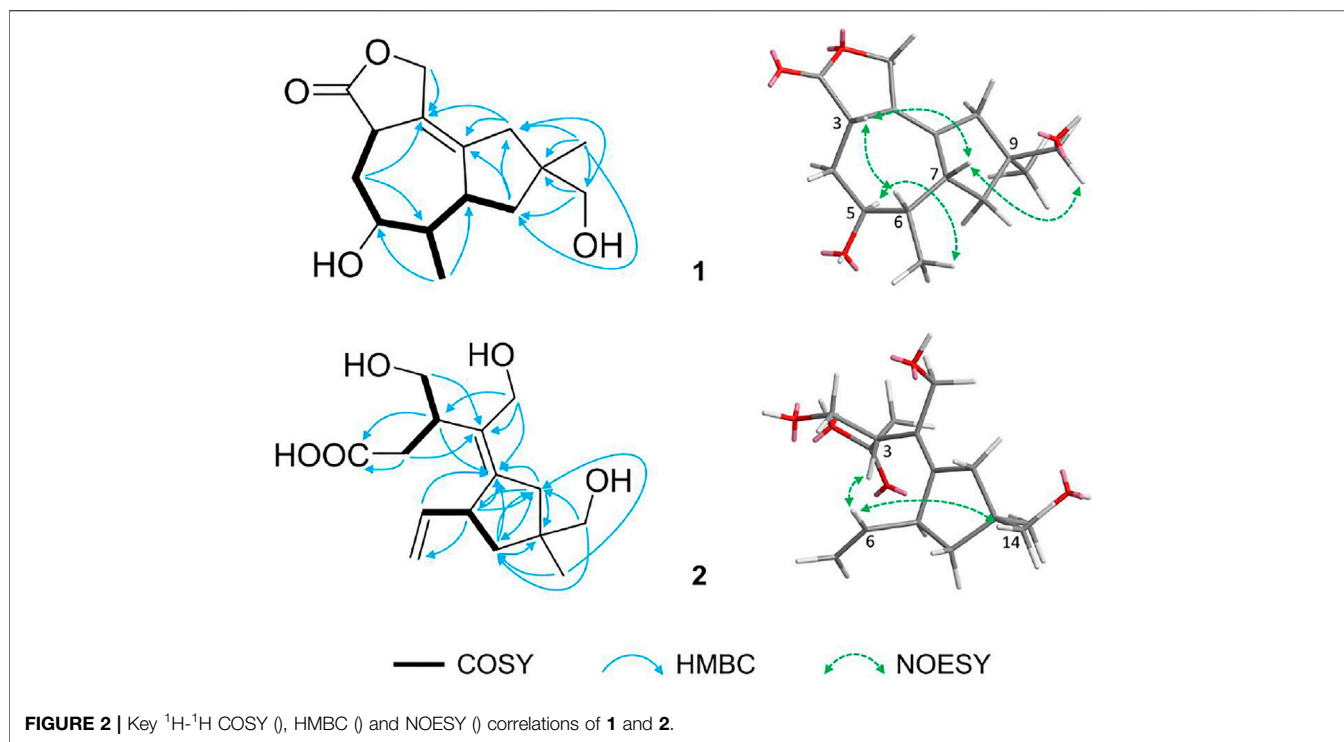
Accepted: 23 May 2022

Published: 24 June 2022

Citation:

Luo H-Z, Jiang H,
Huang X-S and
Jia A-Q (2022) Corrigendum: New
Sesquiterpenoids From Plant-
Associated *Irpex lacteus*.
Front. Chem. 10:946835.
doi: 10.3389/fchem.2022.946835





On page 4, “Figure 1” is corrected to “Figure 2” as follows: “In addition, the relative configuration of **1** was determined by the NOESY correlations of H-3 (δ_{H} 3.62)/H-6 (δ_{H} 1.87)/H-7 (δ_{H} 3.39), and Me-13 (δ_{H} 0.90)/H-5 (δ_{H} 3.96)/Me-14 (δ_{H} 1.11) (**Figure 2**).”

“Figure 2” is corrected to “Figure 3” as follows: “Combined with the single-crystal X-ray diffraction analysis (**Figure 3**).”

In the second paragraph, “Figure 3” is corrected to “Figure 1” as follows: “the planar structure of **2** was determined as shown in **Figure 1**.”

“Figure 1” is corrected to “Figure 2” as follows: “In addition, the relative configuration of **2** was confirmed by the NOESY correlations of H-6 (δ_{H} 5.81)/H-3 (δ_{H} 3.31)/Me-14 (δ_{H} 1.07) (**Figure 2**).”

The authors apologize for these errors and state that this does not change the scientific conclusions of the article in any way. The original article has been updated.

Publisher’s Note: All claims expressed in this article are solely those of the authors and do not necessarily represent those of their affiliated organizations, or those of the publisher, the editors and the reviewers. Any product that may be evaluated in this article, or claim that may be made by its manufacturer, is not guaranteed or endorsed by the publisher.

Copyright © 2022 Luo, Jiang, Huang and Jia. This is an open-access article distributed under the terms of the Creative Commons Attribution License (CC BY). The use, distribution or reproduction in other forums is permitted, provided the original author(s) and the copyright owner(s) are credited and that the original publication in this journal is cited, in accordance with accepted academic practice. No use, distribution or reproduction is permitted which does not comply with these terms.