



Recent Developments of Cathode Materials for Thermal Batteries

Renyi Li, Wei Guo* and Yumin Qian*

Key Lab of Advanced Optoelectronic Quantum Architecture and Measurement (MOE), School of Physics, Beijing Institute of Technology, Beijing, China

Big progress has been made in batteries based on an intercalation mechanism in the last 20 years, but limited capacity in batteries hinders their further increase in energy density. The demand for more energy intensity makes research communities turn to conversion-type batteries. Thermal batteries are a special kind of conversion-type battery, which are thermally activated primary batteries composed mainly of cathode, anode, separator (electrolyte), and heating mass. Such kinds of battery employ an internal pyrotechnic source to make the battery stack reach its operating temperature. Thermal batteries have a long history of research and usage in military fields because of their high specific capacity, high specific energy, high thermal stability, long shelf life, and fast activation. These experiences and knowledge are of vital importance for the development of conversion-type batteries. This review provides a comprehensive account of recent studies on cathode materials. The paper covers the preparation, characterization of various cathode materials, and the performance test of thermal batteries. These advances have significant implications for the development of high-performance, low-cost, and mass production conversion-type batteries in the near future.

OPEN ACCESS

Edited by:

Yu Ding,
University of Maryland, United States

Reviewed by:

Xiao-Dong Zhu,
Qingdao University of Science and
Technology, China

*Correspondence:

Wei Guo
weiguo7@bit.edu.cn
Yumin Qian
yuminqian@bit.edu.cn

Specialty section:

This article was submitted to
Electrochemistry,
a section of the journal
Frontiers in Chemistry

Received: 10 December 2021

Accepted: 10 January 2022

Published: 14 February 2022

Citation:

Li R, Guo W and Qian Y (2022) Recent
Developments of Cathode Materials for
Thermal Batteries.
Front. Chem. 10:832972.
doi: 10.3389/fchem.2022.832972

Keywords: thermal batteries, cathode materials, metal chlorides, metal fluorides, metal sulfides

INTRODUCTION

Thermal batteries are a special kind of primary batteries that can be stored in an inactive state for a long time and then activated generally at 350–550°C when energy is required (Guidotti and Masset, 2006; Choi et al., 2015). It was first invented and developed in the 1940s to power German weapons (Guidotti and Masset, 2006). The activation time and power density greatly affect the response speed of thermal batteries. Reserved thermal batteries with large capacity, high power, high thermal stability, long shelf lives, and fast activation are an attractive high-temperature battery system, which can be used as an effective power source for the actuator of guided weapons and the propulsion device of underwater and space vehicles (Cho et al., 2020).

From the development history, thermal battery can be divided into three stages as shown in **Figure 1**. The first-generation calcium/chromate thermal battery had a low energy density, complex reaction mechanism, dendrite formation, and unpredictable performance, which is replaced by the second-generation lithium/sulfides batteries. Currently, the Li/FeS₂ thermal battery with better power and discharging time compared with calcium/chromate counterpart, is widely used in various military weapons and environment. However, with the evolution of military action into an intelligence era and the thriving of space exploration, there are new challenges faced by batteries: energy/power density, discharging time, and activation time. Thus, the Li/FeS₂ battery cannot meet the requirement and new battery technologies are essential to fulfill these needs. In terms of anodes, Ca, Mg, and Li or corresponding alloys all have been used as anode materials

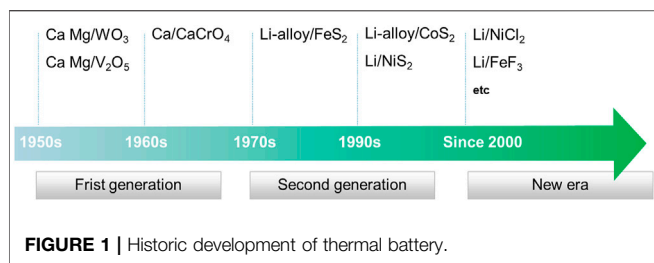


FIGURE 1 | Historic development of thermal battery.

(Guidotti and Masset, 2008). However, only Li or Li-alloy is used at present, so this review only focuses on cathode materials related to Li chemistry. Higher voltage is more practical for a battery with a high-power output. Furthermore, obtaining the same voltage requires fewer single cells with high-voltage, which is beneficial to improve the overall energy density of the battery. Due to the stronger electronegativity of halide elements, halide compounds usually show higher voltages. Thus, metal halide materials are ideal replacement of metal sulfides as cathode materials for thermal batteries. This review highlights the reported metal sulfides and halides, and finally gives a generalization for the future research direction for cathode of thermal batteries.

TRANSITION METAL SULFIDES

FeS₂

Pyrite is a relatively abundant and cheap natural mineral used as cathode material for thermal batteries (Guidotti et al., 2002). FeS₂ has a capacity of 893 mAh/g with an open circuit voltage (OCV) of 2.0 V (Ko et al., 2019). It is a typical semiconductor with a bandgap of 0.95 eV (Ennaoui et al., 1993) and begins to decompose at 550°C. The synthesis of high-purity pyrite powder from natural mineral for thermal battery requires a complex ground, sizing, and purification process with high cost. The detailed preparation, characterization, and performance tests of FeS₂ cathode are shown in **Supplementary Figures S1–S5**.

Guidotti used the plasma spraying (PS) method (Guidotti et al., 2006) to synthesize FeS₂ with LiCl-KCl eutectic electrolyte to make the composite cathode, which showed low impedance and was almost 3.5 times (Guidotti et al., 2006) that of the discrete pressed-powder. The performance of batteries with PS cathode had a linear relationship with the number of cells, and the reduced battery components facilitate the battery design by reduced chance of assembly errors. Wang et al. synthesized pyrite films to solve mechanical integrity issues of thin pellets, and the prepared pyrite thin films with several superior physical properties than that of micron pyrite pellets (Au, 2003; Wang et al., 2013). Ko prepared thin-film cathodes with good homogeneity and a reproducible thickness *via* a tape-casting process (Ko et al., 2017), which can produce a thin sheet with a thickness of 0.01 to 1.2 mm, as well as the possibility of controlling density, surface condition, and the flexibility of synthesis sheets (Park et al., 2016). Such method can be easily scaled up, but increases the internal resistance of the battery due

to the presence of different polymer binders (Masset et al., 2005; Cha et al., 2018). Various studies shows the phase transformations of FeS₂ discharging process as follows (Tomczuk et al., 1982; Choi et al., 2014; Chen et al., 2017; Cha et al., 2018; Zhang and Tran, 2018; Kim et al., 2020; Zou et al., 2020; Thu et al., 2021): FeS₂→Li₃Fe₂S₄→Li_{2+x}Fe_{1-x}S₂→Fe.

CoS₂

In special high-power and long discharging time applications, FeS₂ is replaced by CoS₂ due to its excellent thermal stability (650°C), metal-like electrical conductivity, and discharge performance (Preto et al., 1983; Guidotti et al., 2002; Guidotti and Masset, 2006). The capacity of CoS₂ is 871 mAh/g, and OCV is 1.99 V²³. The detailed preparation, characterization, and performance tests of CoS₂ cathode are shown in **Supplementary Figures S6–S8**.

Guidotti prepared CoS₂ cathode *via* an aqueous process (Guidotti et al., 2002) with improved thermal stability after heat treatment at 550°C. The performance can be enhanced by increasing the CoS₂ particle size. Guidotti also showed that thermal spraying catholyte mixtures have distinct advantages for fabrication of thin electrodes for short-life thermal batteries (Guidotti et al., 2006). Xie prepared CoS₂ and carbon nanotubes (CNTs) composite cathode using hydrothermal growth method (Xie et al., 2016). The pulse discharge performance of the CoS₂/CNTs cathode was superior to that of conventional CoS₂ due to the enhanced conductivity. Hu used the screening-printing method to prepare a film cathode (Hu et al., 2018) with a thickness of 50 μm that showed twice the capacity and active material utilization ratio. Xie prepared a novel carbon-coated CoS₂ (C@CoS₂) cathode material *via* a facile one-pot hydrothermal method (Xie et al., 2017) to prevent the CoS₂ oxidation when exposing to air (Masset and Guidotti, 2008a; Masset and Guidotti, 2008b). The decomposition temperature of C@CoS₂ was 610°C, which was 200°C higher than that of CoS₂ nanocrystal (Masset and Guidotti, 2008a). Xie used carbon-coated CoS₂ as the cathode to inhibit the higher self-discharge rate in the Li-B/CoS₂ system (Xie et al., 2018).

There are many phases in the Co-S phase diagram, such as CoS₂ (space group *Pa-3*), Co₃S₄ (space group *Fd-3m*), Co₉S₈ (*Fm-3m*), and CoS (*P6₃/mmc*) (Masset and Guidotti, 2008b). Although the electrochemical performances of CoS₂-based thermal batteries have been studied for many years, little is known about the phase evolution of CoS₂ in the discharge process of thermal batteries. Previous studies showed that the phase transformation during the discharge process of CoS₂ followed the CoS₂→Co₃S₄→Co₉S₈→Co pathway (Masset, 2008). Payne's powder neutron diffraction study showed that the phase transformations of the CoS₂ discharging process followed the CoS₂-CoS-Co₉S₈-Co pathway (Payne et al., 2019).

NiS₂

The low-cost NiS₂ was regarded as one of the promising cathode material candidates because the thermal stability and discharge performance of NiS₂ were between FeS₂ and CoS₂²⁷. However, NiS₂ cathode cannot fully react at high current density, which becomes a key problem for thermal batteries (Jin et al., 2018).

Nanocrystallization is an effective method to improve the specific capacity of cathode (Xu et al., 2014; Yu et al., 2016; Liu et al., 2017a; Yu et al., 2017). Moreover, the intermediate phase evolution and reaction speed could benefit from the merit of nanostructured cathode materials (Sen and Mitra, 2013). The more discharge steps appeared in the discharge curve, the more complete the NiS₂ cathode reaction. Jin prepared nanostructured NiS₂ using nickel carbonyl and sulfur powder as precursors by ball milling, which resulted in a double increase in specific capacity (Jin et al., 2017a).

Although nanocrystallization can be used to improve the intermediate reaction rate and utilization rate of NiS₂, it decreases the decomposition temperature (Ji et al., 2014; Yang et al., 2014; Xie et al., 2016), which makes it suitable only for thermal batteries with short life time (discharge temperature ≤500°C). Jin employed hierarchical carbon modification to enhance the thermal stability and conductivity of nanostructured NiS₂ with significantly higher discharge performance than the pristine NiS₂ with much higher resistance (Jin et al., 2018). Hierarchical carbon modification not only increased the initial decomposition temperature but also prevented the further decomposition of residual NiS₂. The characterization and performance tests of the nanostructured NiS₂ powder are shown in detail in **Supplementary Figure S9**.

The Ni-S phase diagram exhibits various Ni_XS_Y (X ≤ 7, Y ≤ 6) polymorphism structures (Payne et al., 2017). However, despite years of studies, little is known about how the crystalline phases in batteries evolve at high temperatures (Payne et al., 2017).

The HRTEM measurement confirms that the phase transformations of the NiS₂ discharging process followed the NiS₂→NiS→Ni₇S₆→Ni₃S₂→Ni pathway (Jin et al., 2017a). Payne's *in situ* powder neutron diffraction study (Payne et al., 2017) showed that the phase transformations of NiS₂ the discharging process followed the NiS₂→NiS→Ni₂S₃→Ni pathway.

In recent years, transition metal dichalcogenides (TMDs) have received considerable attention due to their novel layer structure (Zhang et al., 2018) with unique properties, which endow great potential in catalysis (Liang et al., 2020; Sarma et al., 2020; Xu et al., 2020; Zeng et al., 2020; Wang et al., 2021), energy storage, and conversion (Gao et al., 2016; Li et al., 2019). Various TMDs have been reported as thermal battery cathode material with high decomposition temperature and capacity, such as MoS₂ (Zheng et al., 2018), WS₂ (Guo et al., 2019a), NiMoSs (Yusong Choi, 2019), and ZrS₃ (Giagloglou et al., 2016). These materials show various advantage over traditional FeS₂, which deserve detailed study in the future.

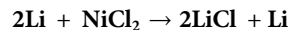
TRANSITION METAL CHLORIDE

It is urgent to develop new cathode materials for thermal batteries with high power and energy output capability, miniaturization, and micromation to adapt to the rapid development of weapon and space exploration system (Tian et al., 2021), which is difficult for these traditional cathode materials (Liu et al., 2017b). The

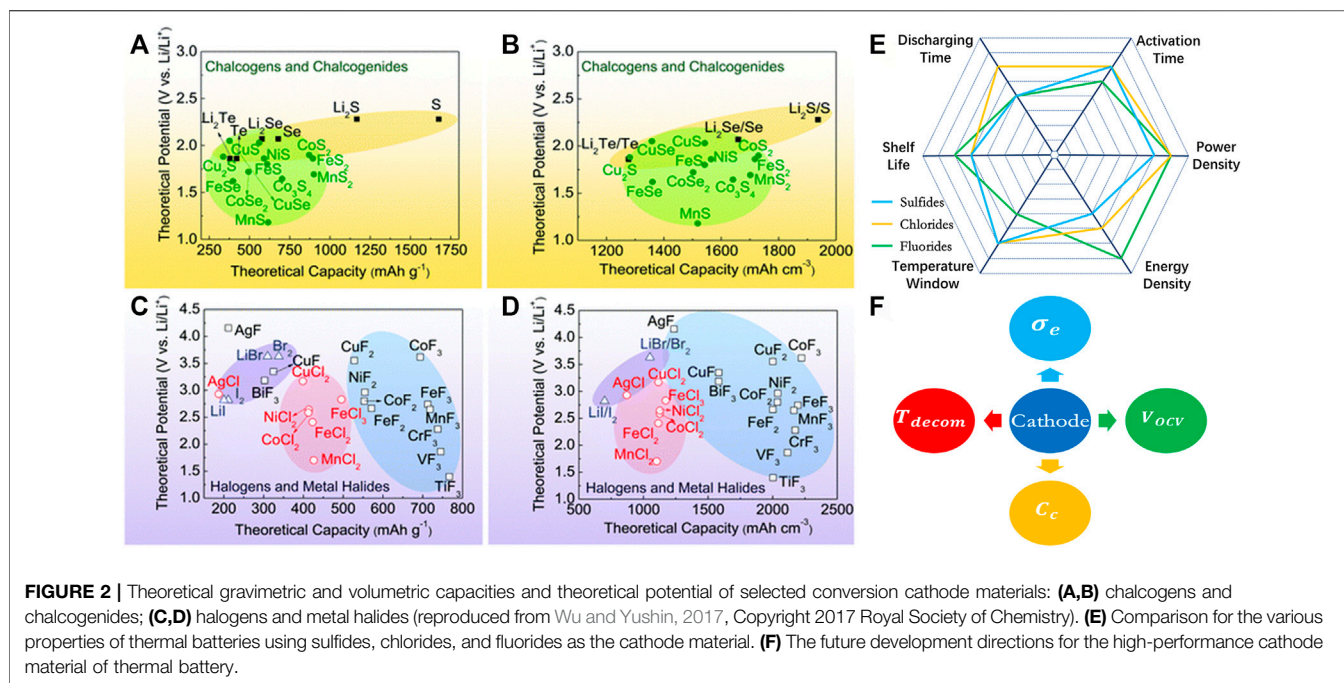
detailed synthesis, characterization, and performance tests of NiCl₂ are exhibited in **Supplementary Figures S10–S12**.

NiCl₂ is considered an ideal substitute cathode material for FeS₂ and matches the excellent performance of Li alloy anode due to its relative high potential (2.5–3 V vs Li), high discharge current, high specific energy, and low cost (Guidotti et al., 2006; Ying et al., 2016; Liu et al., 2017b). However, the high solubility of NiCl₂ in molten salt electrolyte can cause short circuit. Due to the low conductivity and poor electrochemical activity of NiCl₂, the activation time is longer, so a certain amount of conductive additives must be added to improve its conductivity (Jai Prakash, 2000; Jin et al., 2017b; Gui et al., 2020; Tian et al., 2021).

The thermal stability of NiCl₂ was primarily affected by the crystal water and oxide impurities during low-temperature pre-dehydration. Thus, surface and sublimation treatment of hydrate NiCl₂ are necessary to modify the microstructure and make large specific surface area to boost the electrochemical performance. Jin prepared pure NiCl₂ by vacuum sintering after sublimation and synthesized the carbon-coated NiCl₂ *via* a simple solid-state reaction (Jin et al., 2017b). The carbon-coated NiCl₂ cathode showed drastic improvement in capacity, specific energy, and discharging time. The electrochemical mechanism was shown as follows:



The carbon coating enhanced the electronic conductivity and led to the reduced activation time. At the same time, the carbon coating increased the structure stability and reduced the solubility of NiCl₂ by protecting the NiCl₂ from directly contacting the electrolyte. However, it also resulted in a greater voltage delay during the initial discharge process. Hu filled sublimated NiCl₂ into Ni foam instead of compact stainless steel screen printing (Hu et al., 2017). The discharge voltage of the NiCl₂-based single cell with Ni foam substrate was 2.55 V. Compared with NiCl₂ cathode with stainless steel substrate, the electrochemical test showed that the NiCl₂/Ni foam cathode had more than twice the capacity, had almost one-third of the internal resistance, and had a power density of 10.866 kW/kg, which outweighed the sulfide batteries. Ni foam substrate can enhance the electronic conductivity, causing the fast electron transfer and reaction (Xie et al., 2017). Liu proposed a novel two-step variable temperature solid-state method to remove the crystal water from NiCl₂ hexahydrate (Liu et al., 2017b). The study showed that the sintering temperatures influenced the morphology of materials, which induced the reduction in discharging time and specific capacity. The two-step variable-temperature preparation method was an effective method to enhance the thermal stability of NiCl₂ cathode materials. The 600°C-treated cathode exhibited better specific capacities of 210.42 and 242.84 mAh/g at 0.5 and 2.0 A. Giagloglou prepared NiCl₂ by solid-state reaction in sealed evacuated quartz tubes, which showed enhanced performance (Giagloglou et al., 2018) and whose specific capacity was achieved at 360 mAh/g under 500°C. By using a simple hydrogen etching technique, Gui successfully modified the Ni content and surface roughness (Gui et al., 2020). At different etching conditions, the



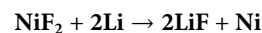
prepared NiCl_2 showed higher discharge voltage and significantly shorter activation time than those of the pure NiCl_2 cathode. The discharge voltage and specific power of the prepared NiCl_2 *via* hydrogen etching technique were 2.43 V and 7.59 kW/kg. The fabricated the Ni- NiCl_2 composite cathode material *via* hydrogen reduction by Tian et al. (2021) showed higher voltage and much shorter activation time, and half of the internal resistance and the power density was up to 11.4 kW/kg.

Additionally, PbCl_2 was reported as cathode material (Chen et al., 2021). Although PbCl_2 had a relatively low theoretical specific capacity (193 mAh/g), due to the high utilization rate, it still may increase the energy density of the battery. Giagloglou synthesized KNiCl_3 , Li_2MnCl_4 , and Li_6VCl_8 *via* solid-state reaction and used them in the thermal battery (Giagloglou et al., 2018). Compared with well-known metal disulfide, these transition metal chlorides provided greater specific power and exhibited higher voltage, which can be considered as promising alternative materials for Li thermal battery applications.

TRANSITION METAL FLUORIDES

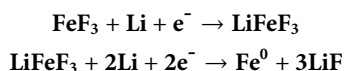
Transition metal fluorides (TMFs) have attracted much attention because of their high voltage, specific energy, and excellent thermal stability (Yamakawa et al., 2009; Kim et al., 2010; Chun et al., 2016; Sheng Nan Guo and Wang, 2019; Chang et al., 2020). The ionic bond property of TMFs results in a high working potential (Li et al., 2012). The theoretical potential of the most attractive cathode material, CuF_2 , is up to 3.55 V with a specific capacity as high as 528 mAh/g and a specific energy of 1.87 kW h/kg (Yamakawa et al., 2009). The theoretical potential of NiF_2 is 2.96 V, and the specific capacity is 554 mAh/g. Chang prepared pure NiF_2 *via* a direct and simple two-step dehydration

method from commercial $\text{NiF}_2 \cdot 4\text{H}_2\text{O}$ (Chang et al., 2020). The discharge mechanism was as follows:



Their electrochemical tests of NiF_2 cathode showed that there was a voltage plateau approximately 2.4 V at 0.1 A/cm² under 520°C. The maximum voltage plateau can reach 2.5 V when the temperature is raised up to 580°C, and the corresponding specific power was 3.7 kW/kg, making it possible to apply in high specific power thermal batteries. The voltage plateaus dropped in succession when the current density is increased due to the enhanced concentration polarization. The discharge time decreased from 295 to 88 s when the current density is increased from 0.1 A/cm² to 0.5 A/cm², which induced a lower specific capacity. The specific power reached up to 16.2 kW/kg at a high current density of 0.5 A/cm², which proved that NiF_2 can be used as the cathode material with high specific power and energy. Compared to the cathode material NiCl_2 with long activation time and severe infiltration, the NiF_2 exhibited better electrochemical performance. The average resistance was 0.56 Ω, which was equivalent to the total polarization. Carbon coating was an effective means to further improve the thermal stability and electrochemical performance of NiF_2 . The detailed synthesis, characterization, and performance tests of NiF_2 are shown in **Supplementary Figures S13, S14**.

FeF_3 is another investigated cathode material (Hua et al., 2021). During the lithiation process, two characteristic discharge voltages of FeF_3 were exhibited at about 3 V and below 2 V, and the corresponding capacities were 237 and 175 mAh/g, respectively. The electrochemical mechanism of FeF_3 follows a three-electron-transfer reaction (Badway et al., 2003):



Guo synthesized the anhydrous FeF_3 by a liquid-phase method combined with a thermal treatment process of the $\text{FeF}_3 \cdot 3\text{H}_2\text{O}$ /MWCNTs composite (Guo et al., 2019b). During heat treatment, the $\text{FeF}_3 \cdot 3\text{H}_2\text{O}$ crystal smooth surface became rough due to the release of crystal water and phase transformation, and more particles were broken into small nanoparticles. However, MWCNT fibers can still be evenly distributed among FeF_3 particles by this simple and convenient method. The large bandgap of pristine FeF_3 can hinder the transfer electrons, inducing more self-discharge reaction than electrode reaction. The electrochemical test showed that conductive MWCNTs can facilitate electron transfer, and the electrode reaction prioritized the self-discharge reaction. The additive MWCNTs led to a decrease of the total polarization of FeF_3 from 45 to 10 m Ω , proving that the MWCNTs can form a conductive network among FeF_3 particles and greatly improve the conductivity. Wang used a scalable and low-cost strategy to prepare a CoF_2 /CNTs cathode nanocomposite, and the capacity was achieved at 550 mAh/g with excellent mechanical properties (Wang et al., 2015). Other TMFs, such as FeF_2 (Wang et al., 2011), TiF_3 (Kitajou et al., 2017; Kitajou et al., 2019), and MnF_3 (Read, 2012), have been successfully synthesized and exhibited excellent performance. The summary of the cathode type, size/thickness, phase, and performance of cathode materials in recent studies is shown in **Supplementary Table S1**.

SUMMARY AND OUTLOOK

Theoretic calculation is another tool for the design of high-performance cathode materials as shown in **Figures 2A–D**; many new materials have been designed to be potential candidates (Wu and Yushin, 2017). The strength and weakness of metal sulfides, chlorides, and fluorides are summarized and compared as shown in **Figure 2E**. Currently, sulfides are most studied and widely used as cathode materials for thermal batteries, but they do not meet the new challenge with the development of military weapons and space exploration in the future. Chlorides and fluorides have relatively high voltage and decomposition temperature, which make them suitable for the high-energy-density and long-discharging-time battery. However, they are still at the infancy stage; more detailed studies need to be carried out for the real application.

For the future development of cathode materials for thermal batteries, they can be improved mainly from the following four aspects, as shown in **Figure 2F**:

- 1) High voltage V_{ocv} : this is the most important factor that influences the power and energy density of the thermal battery. More importantly, a higher-voltage cell will use fewer series cells to achieve the demanding output voltage and a simpler battery management system. Thus, the higher effective mass ratio of active material is also helpful for further enhancement of energy density. In this respect, the metal fluoride has overall advantage over chloride, sulfide, or oxides, because of the higher electronegativity difference between fluorine and alkali metal.

- 2) High capacity C_c : transition metal compound with multiple valency metal and nonmetal element will have multiple electron transfer reaction with a relative higher n/M ratio, which leads to a higher capacity. Transition metals with high valency state compounds are potential materials
- 3) High decomposition temperature T_{decom} : thermal battery discharging time depends on the lower and upper temperature limit of the working temperature window, T_{dw} and T_{up} , which are usually determined by the melting point of electrolyte and the decomposition temperature of cathode, respectively. Usually, electrolyte is a mixture of halide salts with very high boiling temperature and decomposition temperature. So, the cathode decomposition temperature is usually T_{up} . The larger the $T_{\text{up}} - T_{\text{dw}}$ difference, the longer the discharging time. Nanostructure materials often show lower T_{decom} , but surface modification has shown increased T_{decom} .
- 4) High electron conductivity σ_e : the cathode that has higher electron conductivity will facilitate the ion/electron transfer and thus has low internal resistance and higher output voltage. More importantly, it can yield larger current and thus has a large output power. However, almost all these metal compounds are insulators; thus, proper surface or doping engineering is necessary to improve the conductivity.

Coating, doping, and tailoring the microstructure are effective methods to improve the discharge performance of cathode (Tan et al., 2016). Carbon modification is an effective method to improve the stability and conductivity of electrode materials (Oh et al., 2010; Chinnappan et al., 2016; Jiang et al., 2016; Li et al., 2016; Shan et al., 2016; Zhang et al., 2016; Liu et al., 2017c; Li et al., 2017). In real application, simultaneously improving these factors without hindering other factors is impossible. Optimizing the cell design or electrode designs, such as tape-casting and screening-printing, to increase the mass ratio of active material is another useful way to upgrade the energy density of batteries (Ko et al., 2017).

AUTHOR CONTRIBUTIONS

RL wrote the manuscript. YQ and WG were supervisors and proposed modifications to this work.

FUNDING

This work was supported by the National Natural Science Foundation of China (NSFC, Grant No. 51971037) and Open Research Fund of CNMGE Platform & NSCC-TJ.

SUPPLEMENTARY MATERIAL

The Supplementary Material for this article can be found online at: <https://www.frontiersin.org/articles/10.3389/fchem.2022.832972/full#supplementary-material>

REFERENCES

- Au, M. (2003). Nanostructured thermal Batteries with High Power Density. *J. Power Sourc.* 115 (2), 360–366. doi:10.1016/S0378-7753(02)00627-4
- Badway, F., Pereira, N., Cosandey, F., and Amatucci, G. G. (2003). Carbon-Metal Fluoride Nanocomposites: Structure and Electrochemistry of FeF_3 :C. *J. Electrochem. Soc.* 150 (9), 1209–1218. doi:10.1149/1.1596162
- Cha, Y. L., Park, I. H., Moon, K. H., Kim, D. H., Jung, S. I., and Yoon, Y. S. (2018). Simultaneous Control of Phase Transformation and Crystal of Amorphous TiO_2 Coating on MWCNT Surface. *J. Korean Ceram. Soc.* 55 (6), 618–624. doi:10.4191/kcers.2018.55.6.09
- Chang, Q., Luo, Z., Fu, L., Zhu, J., Yang, W., Li, D., et al. (2020). A New Cathode Material of NiF_2 for thermal Batteries with High Specific Power. *Electrochim. Acta* 361, 137051. doi:10.1016/j.electacta.2020.137051
- Chen, F., Jiang, C., Xu, L., Li, X., and Shen, Q. (2021). High Utilization Rate thermal Batteries Using PbCl_2 as a Cathode Material. *Mater. Lett.* 299, 130018. doi:10.1016/j.matlet.2021.130018
- Chen, Y., Xu, S., Li, Y., Jacob, R. J., Kuang, Y., Liu, B., et al. (2017). FeS_2 Nanoparticles Embedded in Reduced Graphene Oxide toward Robust, High-Performance Electrocatalysts. *Adv. Energ. Mater.* 7 (19), 1700482. doi:10.1002/aem.201700482
- Chinnappan, A., Baskar, C., Kim, H., and Ramakrishna, S. (2016). Carbon Nanotube Hybrid Nanostructures: Future Generation Conducting Materials. *J. Mater. Chem. A, Mater. Energ. sustainability* 4 (24), 9347–9361. doi:10.1039/c6ta01717g
- Cho, J.-H., Im, C. N., Choi, C. H., Ha, S.-h., Yoon, H.-K., Choi, Y., et al. (2020). Thermal Stability Characteristics of High-Power, Large-Capacity, reserve thermal Batteries with Pure Li and Li(Si) Anodes. *Electrochimica Acta* 353, 136612. doi:10.1016/j.electacta.2020.136612
- Choi, Y.-S., Yu, H.-R., and Cheong, H.-W. (2015). Electrochemical Properties of a Lithium-Impregnated Metal Foam Anode for thermal Batteries. *J. Power Sourc.* 276, 102–104. doi:10.1016/j.jpowsour.2014.11.103
- Choi, Y., Cho, S., and Lee, Y. (2014). Effect of the Addition of Carbon Black and Carbon Nanotube to FeS_2 Cathode on the Electrochemical Performance of thermal Battery. *J. Ind. Eng. Chem.* 20 (5), 3584–3589. doi:10.1016/j.jiec.2013.12.052
- Chun, J., Jo, C., Sahngong, S., Kim, M. G., Lim, E., Kim, D. H., et al. (2016). Ammonium Fluoride Mediated Synthesis of Anhydrous Metal Fluoride-Mesoporous Carbon Nanocomposites for High-Performance Lithium Ion Battery Cathodes. *ACS Appl. Mater. Inter.* 8 (51), 35180–35190. doi:10.1021/acsami.6b10641
- Ennaoui, A., Flechter, S., Smestad, G., and Tributsch, H. (1993). Iron Disulfide for Solar Energy Conversion. *Sol. Energ. Mat. Sol. C.* 29, 289–370. doi:10.1016/0927-0248(93)90095-K
- Gao, J., Li, L., Tan, J., Sun, H., Li, B., Idrobo, J. C., et al. (2016). Vertically Oriented Arrays of ReS_2 Nanosheets for Electrochemical Energy Storage and Electrocatalysis. *Nano Lett.* 16 (6), 3780–3787. doi:10.1021/acs.nanolett.6b01180
- Giagloglou, K., Payne, J. L., Crouch, C., Gover, R. K. B., Connor, P., and Irvine, J. T. S. (2018). Transition Metal Chlorides NiCl_2 , KNiCl_3 , Li_6VCl_8 and Li_2MnCl_4 as Alternative Cathode Materials in Primary Li Thermal Batteries. *J. Electrochem. Soc.* 165 (14), 3510–3516. doi:10.1149/2.1231814jes
- Giagloglou, K., Payne, J. L., Crouch, C., Gover, R. K. B., Connor, P. A., and Irvine, J. T. S. (2016). Zirconium Trisulfide as a Promising Cathode Material for Li Primary Thermal Batteries. *J. Electrochem. Soc.* 163 (14), A3126–A3130. doi:10.1149/2.1351614jes
- Gui, Y., Lin, X., Fu, L., Zhu, J., Yang, W., Li, D., et al. (2020). Shortening Activation Time of thermal Battery by Hydrogen Etching of NiCl_2 Cathode. *Mater. Lett.* 275, 128136. doi:10.1016/j.matlet.2020.128136
- Guidotti, R. A., and Masset, P. J. (2008). Thermally Activated (“thermal”) Battery Technology. *J. Power Sourc.* 183, 388–398. doi:10.1016/j.jpowsour.2008.04.090
- Guidotti, R. A., and Masset, P. (2006). Thermally Activated (“thermal”) Battery Technology. *J. Power Sourc.* 161 (2), 1443–1449. doi:10.1016/j.jpowsour.2006.06.013
- Guidotti, R. A., Reinhardt, F. W., Dai, J., and Reisner, D. E. (2006). Performance of thermal Cells and Batteries Made with Plasma-Sprayed Cathodes and Anodes. *J. Power Sourc.* 160 (2), 1456–1464. doi:10.1016/j.jpowsour.2006.02.025
- Guidotti, R. A., Reinhardt, F. W., Dai, J., Reisner, D. E., and Schwarz, R. (2002). Preparation and Characterization of Nanostructured FeS_2 and CoS_2 for High-Temperature Batteries. *MRS Proc.* 730. doi:10.1557/PROC-730-V7.3
- Guo, S., Guo, H., Wang, X., Zhu, Y., Yang, M., Zhang, Q., et al. (2019). Synthesis and Electrochemical Performance of WS_2 Nanosheet for thermal Batteries. *Mater. Lett.* 249, 81–83. doi:10.1016/j.matlet.2019.04.030
- Guo, S. N., Guo, H., Wang, X., Zhu, Y., Hu, J., Yang, M., et al. (2019). Iron Trifluoride as a High Voltage Cathode Material for Thermal Batteries. *J. Electrochem. Soc.* 166 (15), A3599–A3605. doi:10.1149/2.0371915jes
- Hu, J., Chu, Y., Tian, Q., Guo, S., Yang, M., Wang, X., et al. (2017). Electrochemical Properties of the NiCl_2 Cathode with Nickel Foam Substrate for thermal Batteries. *Mater. Lett.* 207, 198–201. doi:10.1016/j.matlet.2017.07.082
- Hu, J., Chu, Y., Tian, Q., Wang, J., Li, Y., Wu, Q., et al. (2018). Film Cathode for thermal Batteries Using a Screen-Printing Process. *Mater. Lett.* 215, 296–299. doi:10.1016/j.matlet.2017.12.114
- Hua, X., Eggeman, A. S., Castillo-Martinez, E., Robert, R., Geddes, H. S., Lu, Z., et al. (2021). Revisiting Metal Fluorides as Lithium-Ion Battery Cathodes. *Nat. Mater.* 20 (6), 841–850. doi:10.1038/s41563-020-00893-1
- Jai Prakash, L. R. D. R. (2000). Effect of Sodium Iodide Additive on the Electrochemical Performance of Sodium/nickel Chloride Cells. *J. Appl. Electrochemistry* 30, 1229–1233. doi:10.1023/A:1026539607417
- Ji, Y., Liu, X., Liu, W., Wang, Y., Zhang, H., Yang, M., et al. (2014). A Facile Template-free Approach for the Solid-phase Synthesis of CoS_2 Nanocrystals and Their Enhanced Storage Energy in Supercapacitors. *RSC Adv.* 4 (91), 50220–50225. doi:10.1039/C4RA08614G
- Jiang, B., Han, C., Li, B., He, Y., and Lin, Z. (2016). *In-Situ* Crafting of ZnFe_2O_4 Nanoparticles Impregnated within Continuous Carbon Network as Advanced Anode Materials. *ACS Nano* 10 (2), 2728–2735. doi:10.1021/acsnano.5b07806
- Jin, C., Fu, L., Zhu, J., Yang, W., Li, D., and Zhou, L. (2018). A Hierarchical Carbon Modified Nano- NiS_2 Cathode with High thermal Stability for a High Energy thermal Battery. *J. Mater. Chem. A.* 6 (16), 7123–7132. doi:10.1039/C8TA00346G
- Jin, C., Zhou, L., Fu, L., Zhu, J., and Li, D. (2017). Synthesis and Discharge Performances of NiCl_2 by Surface Modification of Carbon Coating as Cathode Material of thermal Battery. *Appl. Surf. Sci.* 402, 308–313. doi:10.1016/j.apsusc.2017.01.034
- Jin, C., Zhou, L., Fu, L., Zhu, J., Li, D., and Yang, W. (2017). The Acceleration Intermediate Phase (NiS and Ni_3S_2) Evolution by Nanocrystallization in Li/ NiS_2 thermal Batteries with High Specific Capacity. *J. Power Sourc.* 352, 83–89. doi:10.1016/j.jpowsour.2017.03.119
- Kim, I. Y., Woo, S. P., Ko, J., Kang, S., Yoon, Y. S., Cheong, H., et al. (2020). Binder-Free Cathode for Thermal Batteries Fabricated Using FeS_2 Treated Metal Foam. *Front. Chem.* 7. doi:10.3389/fchem.2019.00904
- Kim, S., Seo, D., Gwon, H., Kim, J., and Kang, K. (2010). Fabrication of FeF_3 Nanoflowers on CNT Branches and Their Application to High Power Lithium Rechargeable Batteries. *Adv. Mater.* 22 (46), 5260–5264. doi:10.1002/adma.201002879
- Kitajou, A., Eguchi, K., Ishado, Y., Setoyama, H., Okajima, T., and Okada, S. (2019). Electrochemical Properties of Titanium Fluoride with High Rate Capability for Lithium-Ion Batteries. *J. Power Sourc.* 419, 1–5. doi:10.1016/j.jpowsour.2019.02.056
- Kitajou, A., Tanaka, I., Tanaka, Y., Kobayashi, E., Setoyama, H., Okajima, T., et al. (2017). Discharge and Charge Reaction of Perovskite-type MF_3 ($M = \text{Fe}$ and Ti) Cathodes for Lithium-Ion Batteries. *Electrochemistry* 85 (8), 472–477. doi:10.5796/electrochemistry.85.472
- Ko, J., Kang, S. H., Cheong, H.-W., and Yoon, Y. S. (2019). Recent Progress in Cathode Materials for Thermal Batteries. *J. Korean Ceram. Soc.* 56 (3), 233–255. doi:10.4191/kcers.2019.56.3.05
- Ko, J., Kim, I. Y., Jung, H. M., Cheong, H., and Yoon, Y. S. (2017). Thin Cathode for thermal Batteries Using a Tape-Casting Process. *Ceram. Int.* 43 (7), 5789–5793. doi:10.1016/j.ceramint.2017.01.126
- Li, L., Meng, F., and Jin, S. (2012). High-capacity Lithium-Ion Battery Conversion Cathodes Based on Iron Fluoride Nanowires and Insights into the Conversion Mechanism. *Nano Lett.* 12 (11), 6030–6037. doi:10.1021/nl303630p
- Li, X., Qian, K., He, Y., Liu, C., An, D., Li, Y., et al. (2017). A Dual-Functional Gel-Polymer Electrolyte for Lithium Ion Batteries with superior Rate and Safety Performances. *J. Mater. Chem. A, Mater. Energ. sustainability* 5 (35), 18888–18895. doi:10.1039/C7TA04415A

- Li, X., Sun, Y., Xu, X., Wang, Y., Chou, S., Cao, A., et al. (2019). Lotus Rhizome-like S/N-C with Embedded WS₂ for superior Sodium Storage. *J. Mater. Chem. A* 7 (45), 25932–25943. doi:10.1039/C9TA09373G
- Li, Y., Hu, Y., Titirici, M., Chen, L., and Huang, X. (2016). Hard Carbon Microtubes Made from Renewable Cotton as High-Performance Anode Material for Sodium-Ion Batteries. *Adv. Energ. Mater.* 6 (18), 1600659. doi:10.1002/aenm.201600659
- Liang, J., Ma, S., Li, J., Wang, Y., Wu, J., Zhang, Q., et al. (2020). Boosting the Acidic Electrocatalytic Nitrogen Reduction Performance of MoS₂ by Strain Engineering. *J. Mater. Chem. A* 8 (20), 10426–10432. doi:10.1039/D0TA03622F
- Liu, W., Liu, H., Bi, S., Cao, L., and Sun, Y. (2017). Variable-temperature Preparation and Performance of NiCl₂ as a Cathode Material for thermal Batteries. *Sci. China Mater.* 60 (3), 251–257. doi:10.1007/s40843-016-9003-x
- Liu, X., Huang, J. Q., Zhang, Q., and Mai, L. (2017). Nanostructured Metal Oxides and Sulfides for Lithium-Sulfur Batteries. *Adv. Mater.* 29 (20). doi:10.1002/adma.201601759
- Liu, Z., Lu, T., Song, T., Yu, X., Lou, X. W. D., and Paik, U. (2017). Structure-designed Synthesis of FeS₂@C Yolk-Shell Nanoboxes as a High-Performance Anode for Sodium-Ion Batteries. *Energ. Environ. Sci.* 10 (7), 1576–1580. doi:10.1039/C7EE01100H
- Masset, P. J., and Guidotti, R. A. (2008). Thermal Activated (“thermal”) Battery Technology. *J. Power Sourc.* 177 (2), 595–609. doi:10.1016/j.jpowsour.2007.11.017
- Masset, P. J., and Guidotti, R. A. (2008). Thermal Activated (“thermal”) Battery Technology. *J. Power Sourc.* 178 (1), 456–466. doi:10.1016/j.jpowsour.2007.11.073
- Masset, P., Schoeffert, S., Poinso, J., and Poignet, J. (2005). LiF-LiCl-LiI vs. LiF-LiBr-KBr as Molten Salt Electrolyte in Thermal Batteries. *J. Electrochem. Soc.* 152 (2), A405. doi:10.1149/1.1850861
- Oh, S. W., Myung, S., Oh, S., Oh, K. H., Amine, K., Scrosati, B., et al. (2010). Double Carbon Coating of LiFePO₄ as High Rate Electrode for Rechargeable Lithium Batteries. *Adv. Mater.* 22 (43), 4842–4845. doi:10.1002/adma.200904027
- Park, J., Lee, S., Han, Y., Hwang, H., and Ryu, S. (2016). Effects of Debinding Atmosphere on Properties of Sintered Reaction-Bonded Si₃N₄ Prepared by Tape Casting Method. *J. Korean Ceram. Soc.* 53 (6), 622–627. doi:10.4191/kcers.2016.53.6.622
- Payne, J. L., Percival, J. D., Giagloglou, K., Crouch, C. J., Carins, G. M., Smith, R. I., et al. (2017). In-Situ Thermal Battery Discharge Using NiS₂ as a Cathode Material. *ChemElectroChem* 4 (8), 1916–1923. doi:10.1002/celec.201700095
- Payne, J. L., Percival, J. D., Giagloglou, K., Crouch, C. J., Carins, G. M., Smith, R. I., et al. (2019). In Situ Thermal Battery Discharge Using CoS₂ as a Cathode Material. *J. Electrochem. Soc.* 166 (12), A2660–A2664. doi:10.1149/2.1431912jes
- Preto, S. K., Tomczuk, Z., Von Winbush, S., and Roche, M. F. (1983). Reactions of FeS₂, CoS₂, and NiS₂ Electrodes in Molten LiCl-KCl Electrolytes. *J. Electrochem. Soc.* 130 (2), 264–273. doi:10.1149/1.2119692
- Read, W. K. B. A. (2012). A Study of Cobalt and Manganese Fluorides as Cathode Materials for Rechargeable Lithium Cells. *Electrochem. Soc.* 41 (41), 97–106. doi:10.1149/1.4717967
- Sarma, P. V., Vineesh, T. V., Kumar, R., Sreepal, V., Prasannachandran, R., Singh, A. K., et al. (2020). Nanostructured Tungsten Oxysulfide as an Efficient Electrocatalyst for Hydrogen Evolution Reaction. *ACS Catal.* 10 (12), 6753–6762. doi:10.1021/acscatal.9b04177
- Sen, U. K., and Mitra, S. (2013). High-Rate and High-Energy-Density Lithium-Ion Battery Anode Containing 2D MoS₂ Nanowall and Cellulose Binder. *ACS Appl. Mater. Inter.* 5 (4), 1240–1247. doi:10.1021/am3022015
- Shan, J., Liu, Y., Su, Y., Liu, P., Zhuang, X., Wu, D., et al. (2016). Graphene-directed Two-Dimensional Porous Carbon Frameworks for High-Performance Lithium-Sulfur Battery Cathodes. *J. Mater. Chem. A, Mater. Energ. sustainability* 4 (1), 314–320. doi:10.1039/C5TA08109B
- Sheng Nan Guo, H. G. X. W., and Wang, L. Z. A. J. (2019). Iron Trifluoride as a High Voltage Cathode Material for Thermal Batteries. *J. Electrochem. Soc.* 166 (15), 3599–3605. doi:10.1149/2.0371915jes
- Tan, R., Yang, J., Hu, J., Wang, K., Zhao, Y., and Pan, F. (2016). Core-shell Nano-FeS₂@N-Doped Graphene as an Advanced Cathode Material for Rechargeable Li-Ion Batteries. *Chem. Commun. (Camb)* 52 (5), 986–989. doi:10.1039/c5cc08002a
- Thu, T. T., Thu, T. T., Manh, T. D., Tan, T., and Chang, J. (2021). An Assessment of Pyrite Thin-Film Cathode Characteristics for thermal Batteries by the Doctor Blade Coating Method. *J. Mater. Res. Tech.* 13, 1139–1149. doi:10.1016/j.jmrt.2021.05.014
- Tian, Q., Wang, J., Xiang, W., Zhao, J., Guo, H., Hu, J., et al. (2021). Fabrication of the Ni-NiCl₂ Composite Cathode Material for Fast-Response Thermal Batteries. *Front. Chem.* 9, 679231. doi:10.3389/fchem.2021.679231
- Tomczuk, Z., Tani, B., Otto, N. C., Roche, M. F., and Vissers, D. R. (1982). Phase Relationships in Positive Electrodes of High Temperature Li - Al/LiCl - KCl/FeS₂ Cells. *J. Electrochem. Soc.* 129 (5), 925–931. doi:10.1149/1.2124067
- Wang, F., Robert, R., Chernova, N. A., Pereira, N., Omenya, F., Badway, F., et al. (2011). Conversion Reaction Mechanisms in Lithium Ion Batteries: Study of the Binary Metal Fluoride Electrodes. *J. Am. Chem. Soc.* 133 (46), 18828–18836. doi:10.1021/ja206268a
- Wang, X., Gu, W., Lee, J. T., Nitta, N., Benson, J., Magasinski, A., et al. (2015). Carbon Nanotube-CoF₂ Multifunctional Cathode for Lithium Ion Batteries: Effect of Electrolyte on Cycle Stability. *Small* 11 (38), 5164–5173. doi:10.1002/smll.201501139
- Wang, X., Li, R., Yang, H., Zheng, J., Li, Y., Zhu, P., et al. (2021). Epitaxial Growth of Atomically Thick WSe₂ Nanoribbons. *Vacuum* 189, 110254. doi:10.1016/j.vacuum.2021.110254
- Wang, X., Wang, G., Chen, J., Zhu, X., Tian, J., Jiang, C., et al. (2013). Pyrite Thin Films Prepared for thermal Batteries via Sulfuring Electrodeposited Iron Sulfide Films: Structure and Physical Properties. *Mater. Lett.* 110, 144–147. doi:10.1016/j.matlet.2013.07.107
- Wu, F., and Yushin, G. (2017). Conversion Cathodes for Rechargeable Lithium and Lithium-Ion Batteries. *Energ. Environ. Sci.* 10 (2), 435–459. doi:10.1039/C6EE02326F
- Xie, S., Deng, Y., Mei, J., Yang, Z., Lau, W., and Liu, H. (2017). Carbon Coated CoS₂ thermal Battery Electrode Material with Enhanced Discharge Performances and Air Stability. *Electrochim. Acta* 231, 287–293. doi:10.1016/j.electacta.2017.02.068
- Xie, S., Deng, Y., Mei, J., Yang, Z., Lau, W., and Liu, H. (2016). Facile Synthesis of CoS₂/CNTs Composite and its Exploitation in thermal Battery Fabrication. *Composites B: Eng.* 93, 203–209. doi:10.1016/j.compositesb.2016.03.038
- Xie, Y., Liu, Z., Ning, H., Huang, H., and Chen, L. (2018). Suppressing Self-Discharge of Li-B/CoS₂ thermal Batteries by Using a Carbon-Coated CoS₂ Cathode. *RSC Adv.* 8 (13), 7173–7178. doi:10.1039/C7RA13071F
- Xu, X., Liu, W., Kim, Y., and Cho, J. (2014). Nanostructured Transition Metal Sulfides for Lithium Ion Batteries: Progress and Challenges. *Nano Today* 9 (5), 604–630. doi:10.1016/j.nantod.2014.09.005
- Xu, X., Tian, X., Sun, B., Liang, Z., Cui, H., Tian, J., et al. (2020). 1 T-phase Molybdenum Sulfide Nanodots Enable Efficient Electrocatalytic Nitrogen Fixation under Ambient Conditions. *Appl. Catal. B: Environ.* 272, 118984. doi:10.1016/j.apcatb.2020.118984
- Yamakawa, N., Jiang, M., and Grey, C. P. (2009). Investigation of the Conversion Reaction Mechanisms for Binary Copper(II) Compounds by Solid-State NMR Spectroscopy and X-ray Diffraction. *Chem. Mater.* 21 (14), 3162–3176. doi:10.1021/cm900581b
- Yang, Z., Liu, X., Feng, X., Cui, Y., and Yang, X. (2014). Hydrothermal Synthesized Micro/nano-Sized Pyrite Used as Cathode Material to Improve the Electrochemical Performance of thermal Battery. *J. Appl. Electrochem.* 44 (10), 1075–1080. doi:10.1007/s10800-014-0724-9
- Ying, C., Yun-Wei, L., Qi-Bing, W., Jing, H., Qian-Qiu, T., and He-Long, H. (2016). In-situ Synthesis and Discharge Performance of Ni-NiCl₂ Composite as Cathode Materials for Thermal Batteries. *J. Inorg. Mater.* 31 (9), 992–996. doi:10.15541/jim20160085
- Yu, L., Hu, H., Wu, H. B., and Lou, X. W. (2017). Complex Hollow Nanostructures: Synthesis and Energy-Related Applications. *Adv. Mater.* 29 (15). doi:10.1002/adma.201604563
- Yu, X., Yu, L., and Lou, X. W. D. (2016). Metal Sulfide Hollow Nanostructures for Electrochemical Energy Storage. *Adv. Energ. Mater.* 6 (3), 1501333. doi:10.1002/aenm.201501333
- Yusong Choi, T. A. S. H. (2019). Hydrothermally Synthesized Homogeneous Ni-Mo-S Structures on Ni-Foam Cathodes for thermal Batteries. *Chem. Commun.* 55, 7300. doi:10.1039/c9cc03388b
- Zeng, L., Li, X., Chen, S., Wen, J., Huang, W., and Chen, A. (2020). Unique Hollow Ni-Fe@MoS₂ Nanocubes with Boosted Electrocatalytic Activity for N₂ Reduction to NH₃. *J. Mater. Chem. A* 8 (15), 7339–7349. doi:10.1039/C9TA13336D

- Zhang, S. S., and Tran, D. T. (2018). Pyrite FeS₂ as an *In-Situ* Oxygen Remover for Rechargeable Batteries with Layered Cathode Materials. *J. Power Sourc.* 403, 167–172. doi:10.1016/j.jpowsour.2018.09.079
- Zhang, X., Lai, Z., Ma, Q., and Zhang, H. (2018). Novel Structured Transition Metal Dichalcogenide Nanosheets. *Chem. Soc. Rev.* 47 (9), 331–3338. doi:10.1039/c8cs00094h
- Zhang, X., Zhang, X., Wang, X., Xie, Z., and Zhou, Z. (2016). NiFe₂O₄-CNT Composite: an Efficient Electrocatalyst for Oxygen Evolution Reactions in Li-O₂ Batteries Guided by Computations. *J. Mater. Chem. A.* 4 (24), 9390–9393. doi:10.1039/C6TA02779B
- Zheng, X., Zhu, Y., Sun, Y., and Jiao, Q. (2018). Hydrothermal Synthesis of MoS₂ with Different Morphology and its Performance in thermal Battery. *J. Power Sourc.* 395, 318–327. doi:10.1016/j.jpowsour.2018.05.092
- Zou, J., Zhao, J., Wang, B., Chen, S., Chen, P., Ran, Q., et al. (2020). Unraveling the Reaction Mechanism of FeS₂ as a Li-Ion Battery Cathode. *ACS Appl. Mater. Inter.* 12 (40), 44850–44857. doi:10.1021/acsami.0c14082

Conflict of Interest: The authors declare that the research was conducted in the absence of any commercial or financial relationships that could be construed as a potential conflict of interest.

Publisher's Note: All claims expressed in this article are solely those of the authors and do not necessarily represent those of their affiliated organizations, or those of the publisher, the editors, and the reviewers. Any product that may be evaluated in this article, or claim that may be made by its manufacturer, is not guaranteed or endorsed by the publisher.

Copyright © 2022 Li, Guo and Qian. This is an open-access article distributed under the terms of the Creative Commons Attribution License (CC BY). The use, distribution or reproduction in other forums is permitted, provided the original author(s) and the copyright owner(s) are credited and that the original publication in this journal is cited, in accordance with accepted academic practice. No use, distribution or reproduction is permitted which does not comply with these terms.