



OPEN ACCESS

EDITED BY
Guigen Li,
Texas Tech University, United States

REVIEWED BY
Changsheng Yao,
Jiangsu Normal University, China
Rajasekar Reddy Annapureddy,
Ludwig Maximilian University of Munich,
Germany

*CORRESPONDENCE
Farzaneh Mohamadpour,
mohamadpour.f.7@gmail.com

SPECIALTY SECTION
This article was submitted to Organic
Chemistry,
a section of the journal
Frontiers in Chemistry

RECEIVED 18 August 2022
ACCEPTED 12 September 2022
PUBLISHED 06 October 2022

CITATION
Mohamadpour F (2022), Acridine yellow
G (AYG) as a photo-induced electron
transfer (PET) photocatalyst employed
for the radical Michael–Mannich
cyclocondensation of imines.
Front. Chem. 10:1015330.
doi: 10.3389/fchem.2022.1015330

COPYRIGHT
© 2022 Mohamadpour. This is an open-
access article distributed under the
terms of the [Creative Commons
Attribution License \(CC BY\)](#). The use,
distribution or reproduction in other
forums is permitted, provided the
original author(s) and the copyright
owner(s) are credited and that the
original publication in this journal is
cited, in accordance with accepted
academic practice. No use, distribution
or reproduction is permitted which does
not comply with these terms.

Acridine yellow G (AYG) as a photo-induced electron transfer (PET) photocatalyst employed for the radical Michael–Mannich cyclocondensation of imines

Farzaneh Mohamadpour*

School of Engineering, Apadana Institute of Higher Education, Shiraz, Iran

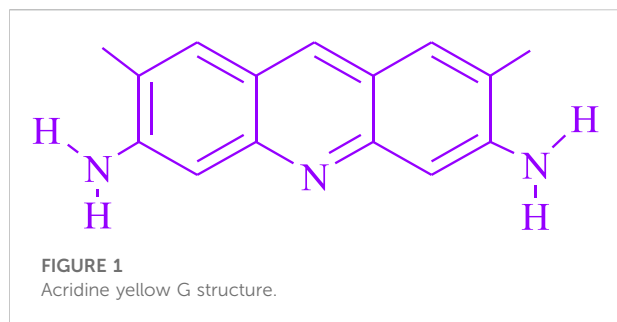
A four-component domino Michael–Mannich cyclocondensation of amines, dialkyl acetylenedicarboxylates, and formaldehyde was utilized to develop a green technique for sans metal combination of polyfunctionalized dihydro-2-oxypyrrroles. It involves visible light as an environmentally friendly power source and acridine yellow G (AYG) as a photo-induced electron transfer (PET) photocatalyst. The motivation behind this examination was to expand the utilization of a non-metal dye that is both reasonable and broadly accessible. Photochemically catalyzed AYG flaunts exceptional returns, energy effectiveness, and natural agreeableness, as well as extraordinary iota economy, efficient highlights, and comfort of purpose. Key abilities consist of an easy experimental setup, big substrate tolerance, finance-friendly, clean painting-up strategies within the absence of tedious separation techniques, and minimized the quantity of waste for each organic transformation. The type of yields is pretty uniform (85–97%, average 92.09%), and the shape of reaction times might be very speedy (15–30 min, average 21.59 min), and the factor stated inside the dialogue is that the method tolerates quite a number electron-donating and electron-withdrawing functional groups, while, however, giving extremely good yields. The response within the reason is insensitive to the person of the substituents. Subsequently, many compounds and natural factors can be followed over the course of time. Shockingly, gram-scale cyclization is conceivable, proposing that the strategy could be utilized in industry.

KEYWORDS

acridine yellow G (AYG), photo-induced electron transfer (PET), renewable energy source, polyfunctionalized dihydro-2-oxypyrrroles, photochemical synthesis

Introduction

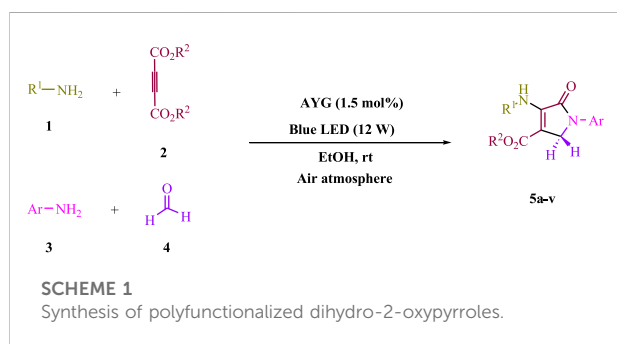
Because of retaining light in the noticeable scope of the electromagnetic range, photo-redox catalyst fosters their stable photoexcited states (Patel et al., 2021). Various flow reactors (Politano and Oksdath-Mansilla, 2018) including atom inexpensive, green, and efficient processes, have been constructed using visible light and dual photosensitized



electrochemical methods (Verschueren and de Borggraave, 2019), (Patel et al., 2021). Acridine yellow G (Figure 1) is a highly fluorescent dye that is widely used in cytology to stain cells (Tangelder et al., 1995; Teuber et al., 2001), DNA staining in chromatography (Vincent and Goldstein, 1981), fluorescent markers (Goryacheva et al., 2000), spectrophotometry to identify residues of impurities (Pérez-Ruiz et al., 1997; Pérez-Ruiz et al., 2003), and photocatalysis (Takemura, 1962; Amat et al., 2007; Arques et al., 2009). AYG has been shown to have photosensitizing (Saint-Cricq et al., 2012) and photodynamic (antibacterial) (Webb et al., 1979) effects (Kostjukova et al., 2021).

As a result of its enormous energy holds, modest expense, and sustainable power sources, green physicists believe noticeable light illumination to be a dependable innovation for harmless to the ecosystem compound combination (Mohamadpour, 2020a; Mohamadpour, 2021a; Mohamadpour, 2021b).

The designs that make up pyrrole subordinates have aroused the curiosity of chemists because of their organic and pharmacological impacts (Lampe et al., 1993; Shiraki et al., 1995; Singh et al., 1995; Borthwick et al., 2002; Chen et al., 2005; Alp et al., 2010). There are numerous options to synthesize polyfunctionalized dihydro-2-oxypyrroles, including I₂ (Khan et al., 2012), glycine (Mohamadpour, 2020b), AcOH (Zhu et al., 2009), Cu(OAc)₂·H₂O (Lv et al., 2013), Fe₃O₄@ nano-cellulose-OPO₃H (Salehi and Mirjalili, 2017), tartaric acid (Mohamadpour et al., 2017), nano-Fe₃O₄@SiO₂/SnCl₄ (Mirjalili



et al., 2019), glutamic acid (Mohamadpour, 2019a), graphene oxide (Bavadi and Niknam, 2018), caffeine (Mohamadpour, 2019b), 2,6-pyridinedicarboxylic acid (Khan et al., 2016), saccharin (Mohamadpour et al., 2016), BiFeO₃ nanoparticles (Singh and Rajput, 2018), and CoFe₂O₄@SiO₂@IRMOF-3 (Zhang et al., 2017). In order to manufacture heterocyclic compounds, we investigated photocatalysts (Mohamadpour, 2021c; Mohamadpour, 2021d; Mohamadpour, 2021e; Mohamadpour, 2022) in the green medium. This concentrate likewise tells the best way to utilize a photo-redox catalyst that is modest and broadly accessible. The photochemical mechanism by which AYG works as a photo-induced electron transfer (PET) photocatalyst has already been reported (Sengupta et al., 2018). Visible light facilitates the Michael–Mannich cyclocondensation of amines, dialkyl acetylenedicarboxylates, and formaldehyde in ethanol at rt. This reaction was carried out at high speed and yielded.

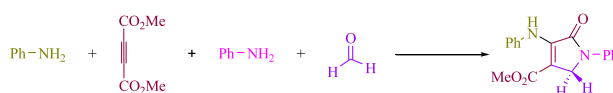
Experimental

General procedure

A solution of amine 1 (1.0 mmol) and dialkyl acetylenedicarboxylate 2 (1.0 mmol) in EtOH (3 ml) was agitated for 15 min in the presence of AYG (1.5 mol%) under blue LED (12 W) irradiation at rt. The reaction mixture was then stirred at rt while the amine 3 (1.0 mmol) and formaldehyde 4 (1.5 mmol) were added. TLC was used to track the response. Thin layer chromatography (TLC) was carried out with silica gel as the stationary phase utilizing EtOAc/*n*-hexane (1:2) as an eluent. After the reaction, the resulting product was screened and washed with ethanol to produce the pure chemical without additional purification. Regardless of whether we could blend the previously mentioned synthetic substances utilizing gram-scale advancements, we needed to check whether we could increase to the level expected for drug process R&D. In one examination, 50 mmol aniline, 37.5 mmol formaldehyde, and 25 mmol diethyl acetylenedicarboxylate (DEAD) were used. The enormous scope response proceeded according to the plan, taking simply 20 min to complete, and then the item was accumulated utilizing standard filtration techniques. This substance's ¹HNMR range demonstrates that it is spectroscopically unadulterated. The items were ordered subsequently looking at spectroscopic information (¹HNMR). For this composition, the spectroscopic information is given in the Supporting Information file.

Results and discussion

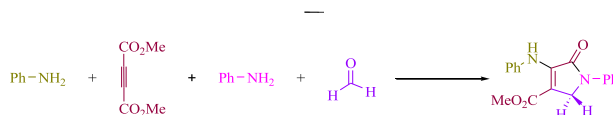
To start, the condensation of formaldehyde, aniline, and dimethyl acetylenedicarboxylate (DMAD) is investigated. The

TABLE 1 Photocatalyst optimization table is supplied for 5a production^a.

Entry	Photocatalyst	Solvent (3 ml)	Time (min)	Isolated yield (%)
1	—	EtOH	60	Trace
2	Acridine yellow G (1.0 mol%)	EtOH	20	78
3	Acridine yellow G (1.5 mol%)	EtOH	20	97
4	Acridine yellow G (2.0 mol%)	EtOH	20	97
5	Xanthene (1.5 mol%)	EtOH	20	47
6	Riboflavin (1.5 mol%)	EtOH	20	61
7	9H-Xanthen-9-one (1.5 mol%)	EtOH	20	49
8	Rhodamine B (1.5 mol%)	EtOH	20	57
9	Alizarin (1.5 mol%)	EtOH	20	42
10	Phenanthrenequinone (1.5 mol%)	EtOH	20	44
11	Acenaphthenequinone (1.5 mol%)	EtOH	20	46
12	Rose bengal (1.5 mol%)	EtOH	20	68
13	Erythrosin B (1.5 mol%)	EtOH	20	65
14	Fluorescein (1.5 mol%)	EtOH	20	67

^aReaction conditions: at rt, formaldehyde (1.5 mmol), aniline (2 mmol), and dimethyl acetylenedicarboxylate (DMAD) (1 mmol) in EtOH, were utilized, alongside a blue LED (12 W) and an assortment of photocatalysts.

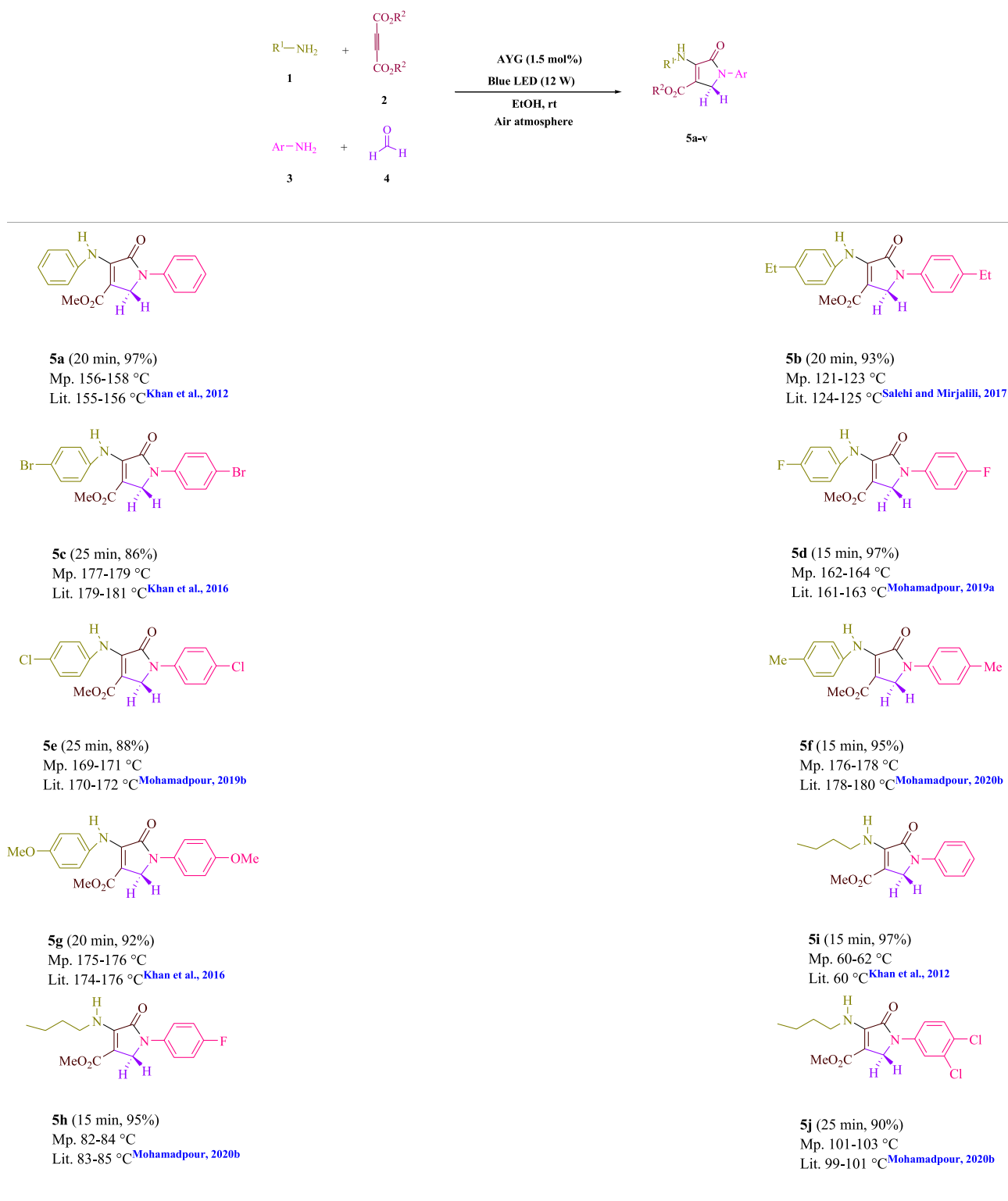
The bold parts are the results of the present study.

TABLE 2 Table of solvent and visible light optimization is provided for 5a synthesis^a.

Entry	Light source	Solvent (3 ml)	Time (min)	Isolated yield (%)
1	—	EtOH	60	Trace
2	Blue light (10 W)	EtOH	20	91
3	Blue light (18 W)	EtOH	20	97
4	White light (12 W)	EtOH	20	84
5	Green light (12 W)	EtOH	20	89
6	Blue light (12 W)	MeOH	20	79
7	Blue light (12 W)	H ₂ O	40	42
8	Blue light (12 W)	—	40	45
9	Blue light (12 W)	DMF	55	28
10	Blue light (12 W)	EtOH	20	97
11	Blue light (12 W)	DMSO	50	31
12	Blue light (12 W)	EtOAc	20	68
13	Blue light (12 W)	THF	55	36
14	Blue light (12 W)	CH ₃ CN	20	65
15	Blue light (12 W)	DCM	55	12
16	Blue light (12 W)	toluene	40	38

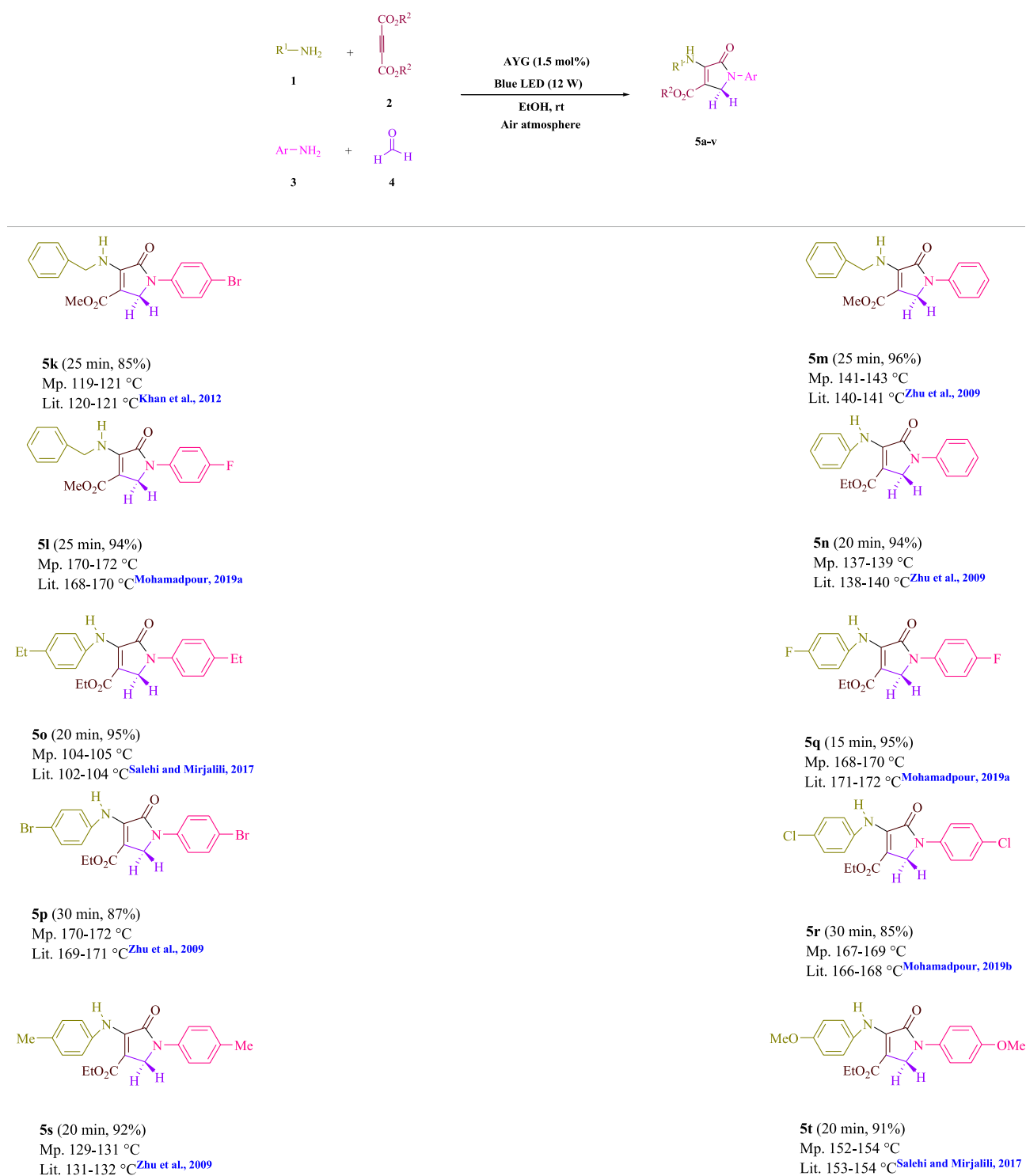
^aReaction conditions: formaldehyde (1.5 mmol), aniline (2 mmol), and dimethyl acetylenedicarboxylate (DMAD) (1 mmol) were added to AYG (1.5 mol%) at room temperature. The bold parts are the results of the present study.

TABLE 3 Photoexcited AYG produces polyfunctionalized dihydro-2-oxypyrrroles.



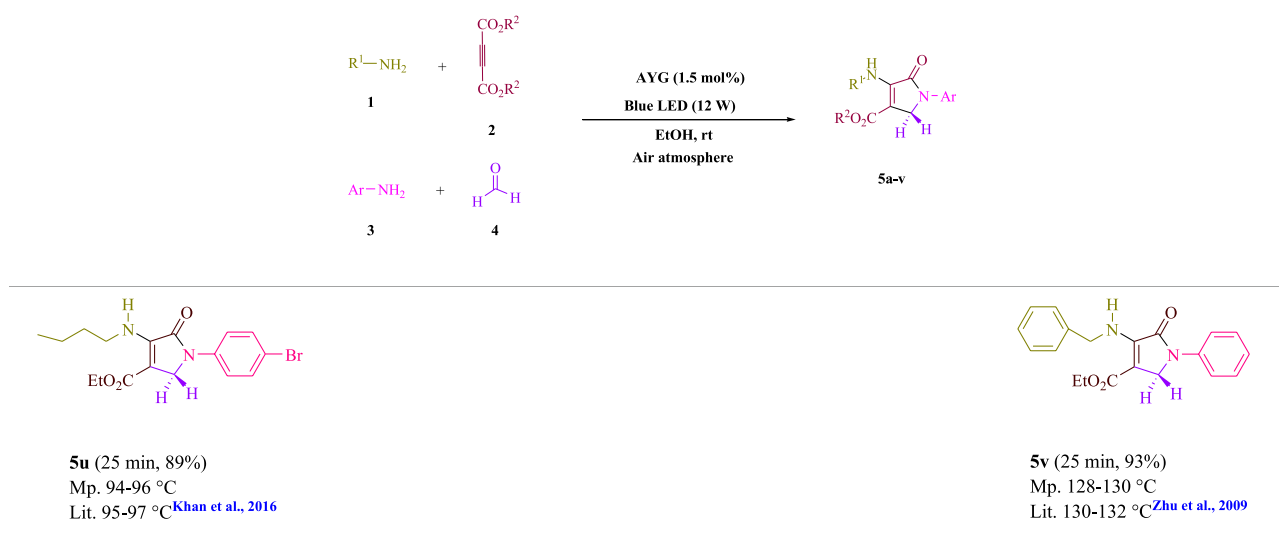
(Continued on following page)

TABLE 3 (Continued) Photoexcited AYG produces polyfunctionalized dihydro-2-oxypyrroles.



(Continued on following page)

TABLE 3 (Continued) Photoexcited AYG produces polyfunctionalized dihydro-2-oxypyrroles.



reaction was carried out at room temperature, in EtOH (3 ml), and utilizing LED light. In the absence of a photocatalyst, a trace amount of product was produced. Acridine yellow G, xanthene, riboflavin, 9H-xanthen-9-one, rhodamine B, alizarin, phenanthrenequinone, acenaphthenequinone, rose bengal, erythrosin B, and fluorescein were all attempted in the identical settings to improve the response. With yields ranging from 42 to 97%, this reaction generated the approved matching product **5a**. As per the discoveries, AYG performed better in such a response. The yield was expanded to 97% utilizing 1.5 mol% AYG (Table 1, entry 3). H₂O, DMF, DMSO, THF, DCM, toluene, and solvent-free conditions generally brought about lower item yields, as displayed in Table 2. In MeOH, EtOAc, and CH₃CN, the yield and reaction rate improve. The reaction occurred in EtOH with a high rate and yield. Under indistinguishable circumstances, a yield of 97% was delivered, as displayed in Table 2. A variety of light sources were used to investigate how blue light influences yield. There was a minuscule measure of **5a** without utilizing the light source, as per the test control. As per the discoveries, light and AYG are expected for fruitful amalgamation of item **5a**. Blue LED intensity changes were also utilized to determine the ideal settings. The best outcomes, as indicated by the analysts, were obtained when blue LED (12 W) was utilized (Table 2, entry 10). Many substrates were tried under ideal circumstances (Table 3 and Scheme 1). It is vital to take note that the aniline substituent significantly affected the response's result (Table 3). Both electron-donating and electron-withdrawing functional groups functioned admirably. The yield of all aliphatic and benzylic amines is incredibly high. The reaction patterns of dimethyl acetylenedicarboxylate

(DMAD) and diethyl acetylenedicarboxylate (DEAD) were similar.

Table 4 additionally remembers information for turnover frequency (TOF) and turnover number (TON). The higher the TON and TOF mathematical qualities, the less the catalyst is utilized and the more prominent the yield gets, and as the worth ascents, the impetus turns out to be more viable.

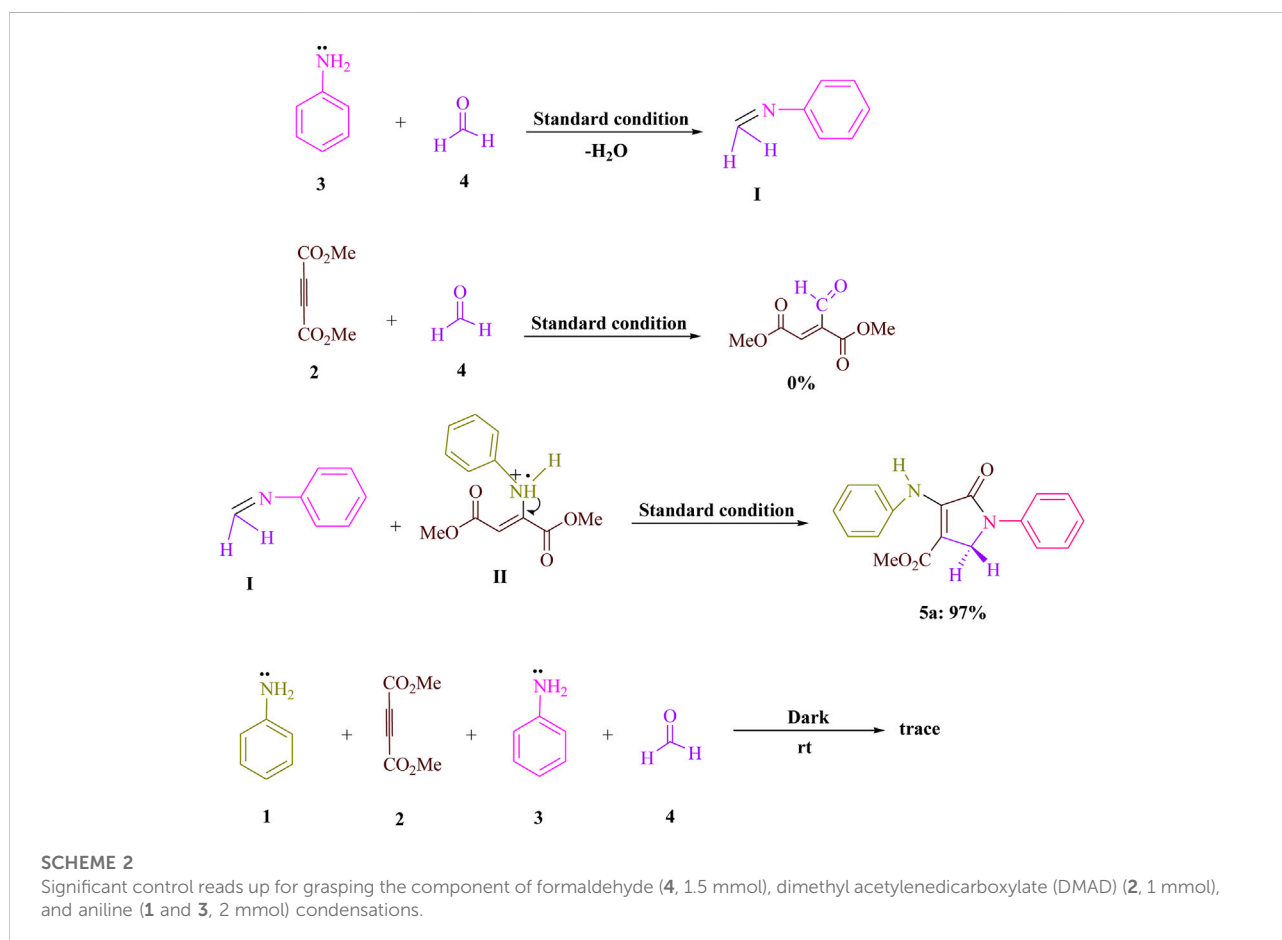
To acquire knowledge of the response system of this noticeable light-advanced four-component condensation, various control tests were performed. As displayed in Scheme 2, the condensation of aniline (3) with formaldehyde (4) was performed under standard circumstances (AYG in EtOH under blue LED) with the end of H₂O to get the related imine (I). When dimethyl acetylenedicarboxylate (DMAD) (2) was responded with formaldehyde (4) under indistinguishable response conditions, no item was created. For the condensation of imine (I) and enamine radical (II), the yield for **5a** was 97%. A trace of the corresponding product **5a** was obtained when the reaction was carried out in the dark. Scheme 3 provides a possible reaction route in the presence of AYG after reviewing the findings of this experiment.

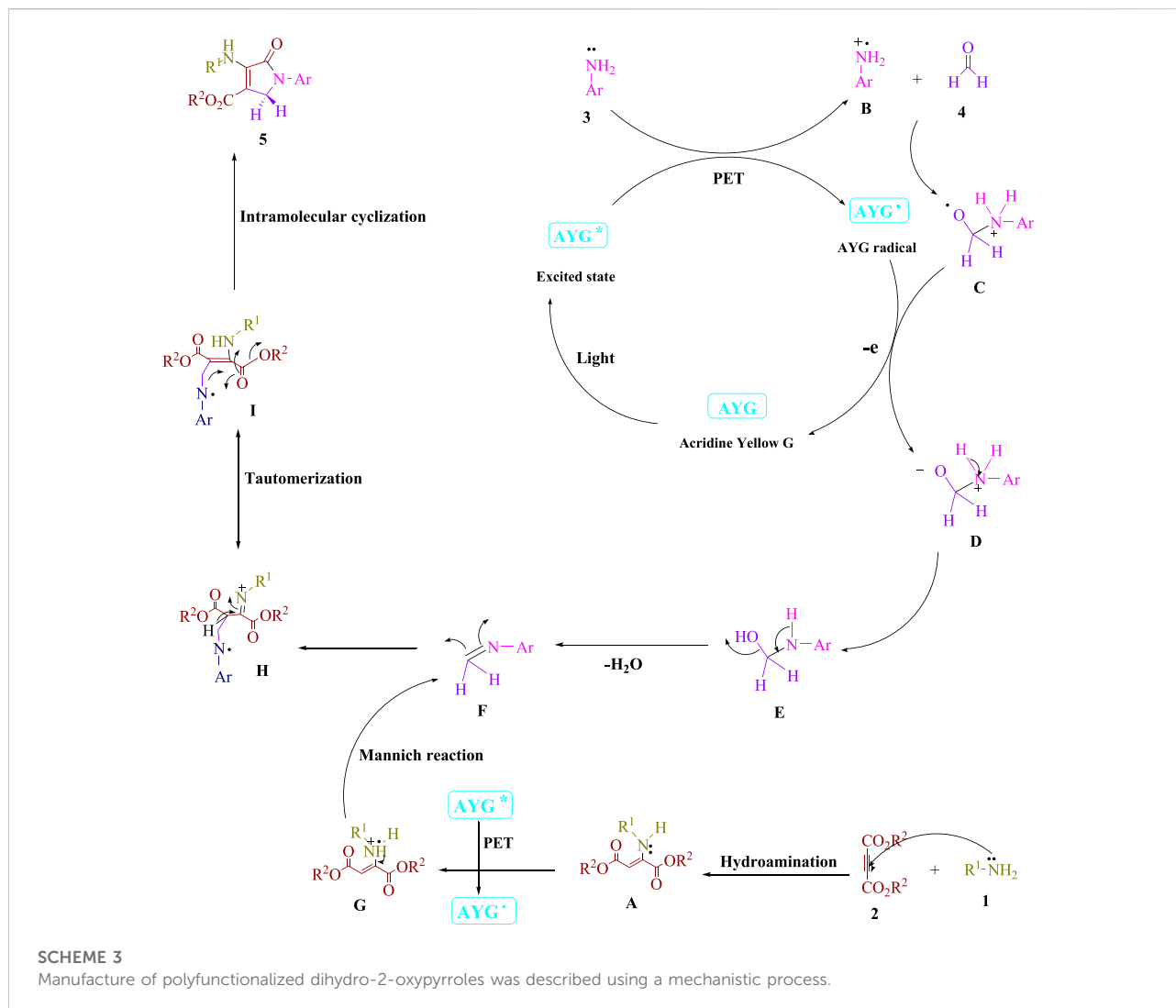
The recommended technique is depicted in Scheme 3. This broadly accessible AYG utilizes noticeable light as a wellspring of sustainable power to develop reactant frameworks that use the PET pathway. This process can be accelerated with visible light energy. Enamine (A) is produced through the Michael reaction between amine (1) and dialkyl acetylenedicarboxylate (2). To boost the visible-light-induced AYG*, the aniline radical (B) is produced utilizing a PET method and visible light irradiation. After that, the radical cation (B) reacts with formaldehyde (4) to create a radical cation (C). The electron transfer (ET) process

TABLE 4 For polyfunctionalized dihydro-2-oxypyrrroles, the determined turnover number (TON) and the turnover frequency (TOF).

Entry	Product	TON	TOF	Entry	Product	TON	TOF
1	5a	64.6	3.23	12	5L	62.6	2.50
2	5b	62	3.1	13	5m	64	2.56
3	5c	57.3	2.29	14	5n	62.6	3.13
4	5d	64.6	4.30	15	5o	63.3	3.16
5	5e	58.6	2.34	16	5p	58	1.93
6	5f	63.3	4.22	17	5q	63.3	4.22
7	5g	61.3	3.06	18	5r	56.6	1.88
8	5h	63.3	4.22	19	5s	61.3	3.06
9	5i	64.6	4.30	20	5t	60.6	3.03
10	5j	60	2.4	21	5u	59.3	2.37
11	5k	56.6	2.26	22	5v	62	2.48

The bold parts are the results of the present study.





between the radical adduct (C) and the AYG radical produces the intermediate (D) and ground-state AYG. Then, from (E), an H₂O molecule is removed, leaving intermediate (F). To boost the visible-light-induced AYG*, the enamine radical (G) is produced utilizing a PET approach. A Mannich reaction occurs between an activated imine (F) and an enamine radical (G), resulting in an intermediate (H) that changes into a more stable tautomeric form (I). In the final phase, the intramolecular cyclization in intermediate (I) tautomerizes into polyfunctionalized dihydro-2-oxypyrrroles (5).

Conclusion

A radical synthesis of polyfunctionalized dihydro-2-oxypyrrroles utilizing AYG dye as a photo-induced electron transfer photocatalyst was studied. Visible light is used as a renewable energy source in an ethanol solution at room

temperature in an air environment. The utilization of a minimal amount of photocatalyst, brilliant yields, a response with high proficiency, stable response conditions, and a renewable energy source, and a fast methodology without the utilization of harmful solvents or impetuses are the clearest benefits of this green convention. Chromatographic purging was not needed. As per a multigram scale response of model substrates, this response can be increased without compromising the result. Therefore, this innovation offers colossal advantages regarding both gathering modern requirements and settling ecological worries.

Data availability statement

The datasets presented in this study can be found in online repositories. The names of the repository/repositories and

accession number(s) can be found in the article/[Supplementary Material](#).

Author contributions

The author confirms being the sole contributor of this work and has approved it for publication.

Conflict of interest

The author declares that the research was conducted in the absence of any commercial or financial relationships that could be construed as a potential conflict of interest.

References

- Alp, C., Ekinci, D., Gültekin, M. S., Şentürk, M., Şahin, E., and Küfrevioğlu, Ö. İ. (2010). A novel and one-pot synthesis of new 1-tosyl pyrrol-2-one derivatives and analysis of carbonic anhydrase inhibitory potencies. *Bioorg. Med. Chem.* 18, 4468–4474. doi:10.1016/j.bmc.2010.04.072
- Amat, A. M., Arques, A., Galindo, F., Miranda, M. A., Santos-Juanes, L., Vercher, R. F., et al. (2007). Acridine yellow as solar photocatalyst for enhancing biodegradability and eliminating ferulic acid as model pollutant. *Appl. Catal. B Environ.* 73, 220–226. doi:10.1016/j.apcatb.2006.12.003
- Arques, A., Amat, A. M., Santos-Juanes, L., Vercher, R. F., Marin, M. L., and Miranda, M. A. (2009). Abatement of methidathion and carbaryl from aqueous solutions using organic photocatalysts. *Catal. Today* 144, 106–111. doi:10.1016/j.cattod.2008.11.013
- Bavadi, M., and Niknam, K. (2018). Synthesis of functionalized dihydro-2-oxypyrrroles using graphene oxide as heterogeneous catalyst. *Mol. Divers.* 22, 561–573. doi:10.1007/s11030-017-9809-9
- Borthwick, A. D., Crame, A. J., Ertl, P. F., Exall, A. M., Haley, T. M., Hart, G. J., et al. (2002). Design and synthesis of pyrrolidine-5, 5-trans-lactams (5-oxohexahydropyrrolo [3, 2-b] pyrroles) as novel mechanism-based inhibitors of human cytomegalovirus protease. 2. Potency and chirality. *J. Med. Chem.* 45, 1–18. doi:10.1021/jm0102203
- Chen, Y., Zeng, D. X., Xie, N., and Dang, Y. Z. (2005). Study on photochromism of diarylethenes with a 2, 5-dihydropyrrole bridging unit: A convenient preparation of 3, 4-diarylpyrroles from 3, 4-diaryl-2, 5-dihydropyrroles. *J. Org. Chem.* 70, 5001–5005. doi:10.1021/jo050236r
- Goryacheva, I. Y., Mel'nikov, G. V., and Shtykov, S. N. (2000). Acridine dyes in the triplet state as reagents for the selective luminescence determination of polycyclic aromatic hydrocarbons. *J. Anal. Chem.* 55, 874–878. doi:10.1007/BF02757853
- Khan, A. T., Ghosh, A., and Khan, M. M. (2012). One-pot four-component domino reaction for the synthesis of substituted dihydro-2-oxypyrrrole catalyzed by molecular iodine. *Tetrahedron Lett.* 53, 2622–2626. doi:10.1016/j.tetlet.2012.03.046
- Khan, M. M., Khan, S., Iqbal, S., and Yousuf, R. (2016). Synthesis of functionalized dihydro-2-oxypyrrroles and tetrahydropyridines using 2, 6-pyridinedicarboxylic acid as an efficient and mild organocatalyst. *New J. Chem.* 40, 7504–7512. doi:10.1039/C6NJ01170E
- Kostjukova, L. O., Leontieva, S. V., and Kostjukov, V. V. (2021). The vibronic absorption spectra and electronic states of acridine yellow in aqueous solution. *J. Mol. Liq.* 326, 115312. doi:10.1016/j.molliq.2021.115312
- Lampe, J. W., Chou, Y. L., Hanna, R. G., Di Meo, S. V., Erhardt, P. W., Hagedorn, A. A., et al. (1993). (Imidazolylphenyl) pyrrol-2-one inhibitors of cardiac cAMP phosphodiesterase. *J. Med. Chem.* 36, 1041–1047. doi:10.1021/jm00060a012
- Lv, L., Zheng, S., Cai, X., Chen, Z., Zhu, Q., and Liu, S. (2013). Development of four-component synthesis of tetra- and pentasubstituted polyfunctional dihydropyrroles: Free permutation and combination of aromatic and aliphatic amines. *ACS Comb. Sci.* 15, 183–192. doi:10.1021/co300148c

Publisher's note

All claims expressed in this article are solely those of the authors and do not necessarily represent those of their affiliated organizations, or those of the publisher, the editors, and the reviewers. Any product that may be evaluated in this article, or claim that may be made by its manufacturer, is not guaranteed or endorsed by the publisher.

Supplementary material

The Supplementary Material for this article can be found online at: <https://www.frontiersin.org/articles/10.3389/fchem.2022.1015330/full#supplementary-material>

Mirjalili, B. B., Araqi, R., and Mohajeri, S. A. (2019). A simple and green approach for the synthesis of substituted dihydro-2-oxypyrrroles catalyzed by nano-Fe₃O₄@SiO₂/SnCl₄ superparamagnetic nanoparticles. *Iran. J. Catal.* 9, 11–20.

Mohamadpour, F. (2021c). 10.1016/j.jphotochem.20211134. A new role for photoexcited Na₂ eosin Y as direct hydrogen atom transfer (HAT) photocatalyst in photochemical synthesis of dihydropyrano[2, 3-c]pyrazole scaffolds promoted by visible light irradiation under air atmosphere. *J. Photochem. Photobiol. A Chem.* 418, 113428. doi:10.1016/j.jphotochem.2021.113428

Mohamadpour, F. (2019b). Caffeine as a naturally green and biodegradable catalyst promoted convenient and expedient synthetic route for the synthesis of polysubstituted dihydro-2-oxypyrrroles. *Bull. Chem. Soc. Ethiop.* 33, 149–158. doi:10.4314/bcse.v33i1.15

Mohamadpour, F. (2019a). Glutamic acid as green and bio-based α -amino acid catalyst promoted one-pot access to polyfunctionalized dihydro-2-oxypyrrroles. *J. Serbian Chem. Soc.* 84, 1083–1092. doi:10.2298/JSC180720006M

Mohamadpour, F., Maghsoodlou, M. T., Heydari, R., and Lashkari, M. (2016). Saccharin: A green, economical and efficient catalyst for the one-pot, multi-component synthesis of 3, 4-dihydropyrimidin-2-(1H)-one derivatives and 1H-pyrazolo[1, 2-b]phthalazine-5, 10-dione derivatives and substituted dihydro-2-oxypyrrrole. *J. Iran. Chem. Soc.* 13, 1549–1560. doi:10.1007/s13738-016-0871-5

Mohamadpour, F., Maghsoodlou, M. T., Heydari, R., and Lashkari, M. (2017). Tartaric acid: A naturally green and efficient di-functionalized bronsted acid catalyst for the one-pot four-component synthesis of polysubstituted dihydropyrrol-2-ones at ambient temperature. *Iran. J. Sci. Technol. Trans. Sci.* 41, 843–849. doi:10.1007/s40995-016-0049-0

Mohamadpour, F. (2021d). New role for photoexcited organic dye, Na₂ eosin Y via the direct hydrogen atom transfer (HAT) process in photochemical visible-light-induced synthesis of spiroacenaphthylenes and 1H-pyrazolo[1, 2-b]phthalazine-5, 10-diones under air atmosphere. *Dyes Pigments* 194, 109628. doi:10.1016/j.dyepig.2021.109628

Mohamadpour, F. (2021e). Photoexcited Na₂ eosin Y as direct hydrogen atom transfer (HAT) photocatalyst promoted photochemical metal-free synthesis of tetrahydrobenzo[b]pyran scaffolds via visible light-mediated under air atmosphere. *J. Taiwan Inst. Chem. Eng.* 129, 52–63. doi:10.1016/j.jtice.2021.09.017

Mohamadpour, F. (2021b). Catalyst-free and solvent-free visible light irradiation-assisted Knoevenagel–Michael cyclocondensation of aryl aldehydes, malononitrile, and resorcinol at room temperature. *Monatsh. Chem.* 152, 507–512. doi:10.1007/s00706-021-02763-1

Mohamadpour, F. (2021a). Catalyst-free, visible light irradiation promoted synthesis of spiroacenaphthylenes and 1H-pyrazolo[1, 2-b]phthalazine-5, 10-diones in aqueous ethyl lactate. *J. Photochem. Photobiol. A Chem.* 407, 113041. doi:10.1016/j.jphotochem.2020.113041

Mohamadpour, F. (2020b). Imin-based synthesis of polyfunctionalized dihydro-2-oxypyrrroles catalyzed by glycine amino acid via tandem Michael–Mannich cyclocondensation reaction under ambient temperature. *Res. Chem. Intermed.* 46, 1931–1940. doi:10.1007/s11164-019-04072-z

- Mohamadpour, F. (2022). Methylene blue as a photo-redox catalyst: The development synthesis of tetrahydrobenzo[*b*]pyran scaffolds via a single-electron transfer/energy transfer. *Front. Chem.* 10, 934781. doi:10.3389/fchem.2022.934781
- Mohamadpour, F. (2020a). Visible light irradiation promoted catalyst-free and solvent-free synthesis of pyrano[2,3-*d*]pyrimidine scaffolds at room temperature. *J. Saudi Chem. Soc.* 24, 636–641. doi:10.1016/j.jscs.2020.06.006
- Patel, R. I., Sharma, A., Sharma, S., and Sharma, A. (2021). Visible light-mediated applications of methylene blue in organic synthesis. *Org. Chem. Front.* 8, 1694–1718. doi:10.1039/D0QO01182G
- Pérez-Ruiz, T., Martínez-Lozano, C., Tomás, V., and Fenoll, J. (2003). Spectrofluorimetric determination of formaldehyde by a flow-injection method based on its catalytic effect on the acridine yellow-bromate reaction. *Anal. Bioanal. Chem.* 375, 661–665. doi:10.1007/s00216-003-1763-y
- Pérez-Ruiz, T., Martínez-Lozano, C., Sanz, A., and San Miguel, M. T. (1997). Flow extraction spectrophotometric method for the determination of diclofenac sodium in pharmaceutical preparations. *J. Pharm. Biomed. Analysis* 16, 249–254. doi:10.1016/S0731-7085(97)00028-9
- Politano, F., and Oksdath-Mansilla, G. (2018). Light on the horizon: Current research and future perspectives in flow photochemistry. *Org. Process Res. Dev.* 22, 1045–1062. doi:10.1021/acs.oprd.8b00213
- Saint-Cricq, P., Pigot, T., Blanc, S., and Lacombe, S. (2012). Selective oxidation with nanoporous silica supported sensitizers: An environment friendly process using air and visible light. *J. Hazard. Mater.* 211–212, 266–274. doi:10.1016/j.jhazmat.2011.09.066
- Salehi, N., and Mirjalili, B. B. (2017). Synthesis of highly substituted dihydro-2-oxopyrroles using Fe₃O₄@nano-cellulose-OPO₃H as a novel bio-based magnetic nanocatalyst. *RSC Adv.* 7, 30303–30309. doi:10.1039/C7RA04101B
- Sengupta, C., Mitra, P., Chatterjee, S., Bhattacharjee, G., Satpati, B., and Basu, S. (2018). Photoinduced electronic interactions between acridine derivatives and small gold nanoparticles: A spectroscopic insight. *J. Mol. Liq.* 272, 198–208. doi:10.1016/j.molliq.2018.09.080
- Shiraki, R., Sumino, A., Tadano, K. I., and Ogawa, S. (1995). Total synthesis of PI-091. *Tetrahedron Lett.* 36, 5551–5554. doi:10.1016/0040-4039(95)01049-N
- Singh, H., and Rajput, J. K. (2018). Chelation and calcination promoted preparation of perovskite-structured BiFeO₃ nanoparticles: A novel magnetic catalyst for the synthesis of dihydro-2-oxopyrroles. *J. Mat. Sci.* 53, 3163–3188. doi:10.1007/s10853-017-1790-2
- Singh, S. B., Goetz, M. A., Jones, E. T., Bills, G. F., Giacobbe, R. A., Herranz, L., et al. (1995). Oteromycin: A novel antagonist of endothelin receptor. *J. Org. Chem.* 60, 7040–7042. doi:10.1021/jo00126a071
- Takemura, F. (1962). Dye-sensitized photopolymerization of vinyl monomers. II. Photobleaching of acridine yellow in some vinyl monomers. *Bull. Chem. Soc. Jpn.* 35, 1078–1086. doi:10.1246/bcsj.35.1078
- Tangelder, G. J., Janssens, C. J., Slaaf, D. W., Oude Egbrink, M. G., and Reneman, R. S. (1995). *In vivo* differentiation of leukocytes rolling in mesenteric postcapillary venules. *Am. J. Physiology-Heart Circulatory Physiology* 268, 909–915. doi:10.1152/ajpheart.1995.268.2.H909
- Teuber, M., Rögner, M., and Berry, S. (2001). Fluorescent probes for non-invasive bioenergetic studies of whole cyanobacterial cells. *Biochimica Biophysica Acta - Bioenergetics* 1506, 31–46. doi:10.1016/S0005-2728(01)00178-5
- Verschueren, R. H., and De Borggraeve, W. M. (2019). Electrochemistry and photoredox catalysis: A comparative evaluation in organic synthesis. *Molecules* 24, 2122–2160. doi:10.3390/molecules24112122
- Vincent, W. S., and Goldstein, E. S. (1981). Rapid preparation of covalently closed circular DNA by acridine yellow affinity chromatography. *Anal. Biochem.* 110, 123–127. doi:10.1016/0003-2697(81)90121-4
- Webb, R. B., Hass, B. S., and Kubitschek, H. E. (1979). Photodynamic effects of dyes on bacteria. *Mutat. Research/Fundamental Mol. Mech. Mutagen.* 59, 1–13. doi:10.1016/0027-5107(79)90190-8
- Zhang, J. N., Yang, X. H., Guo, W. J., Wang, B., and Zhang, Z. H. (2017). Magnetic metal-organic framework CoFe₂O₄@SiO₂@IRMOF-3 as an efficient catalyst for one-pot synthesis of functionalized dihydro-2-oxopyrroles. *Synlett* 28, 734–740. doi:10.1055/s-0036-1588924
- Zhu, Q., Jiang, H., Li, J., Liu, S., Xia, C., and Zhang, M. (2009). Concise and versatile multicomponent synthesis of multisubstituted polyfunctional dihydropyrroles. *J. Comb. Chem.* 11, 685–696. doi:10.1021/cc900046f