



# Synthesis of Butyl- $\beta$ -D-Galactoside in the Ternary System: Acetone/1-Butanol/Aqueous Solution

Diego Ahumada<sup>1</sup>, Felipe Arenas<sup>1</sup>, Fabián Martínez-Gómez<sup>1</sup>, Cecilia Guerrero<sup>2</sup>, Andrés Illanes<sup>2</sup> and Carlos Vera<sup>1\*</sup>

<sup>1</sup> Laboratory of Molecular Microbiology, Department of Biology, Faculty of Chemistry and Biology, Universidad de Santiago de Chile, Santiago, Chile, <sup>2</sup> School of Biochemical Engineering, Faculty of Engineering, Pontificia Universidad Católica de Valparaíso, Valparaíso, Chile

## OPEN ACCESS

### Edited by:

Changzhu Wu,  
University of Southern Denmark,  
Denmark

### Reviewed by:

Victor C. Ujor,  
The Ohio State University,  
United States  
Xiao Hua,  
Jiangnan University, China

### \*Correspondence:

Carlos Vera  
carlos.vera.v@usach.cl

### Specialty section:

This article was submitted to  
Bioprocess Engineering,  
a section of the journal  
Frontiers in Bioengineering and  
Biotechnology

**Received:** 22 March 2020

**Accepted:** 03 July 2020

**Published:** 23 July 2020

### Citation:

Ahumada D, Arenas F,  
Martínez-Gómez F, Guerrero C,  
Illanes A and Vera C (2020) Synthesis  
of Butyl- $\beta$ -D-Galactoside  
in the Ternary System:  
Acetone/1-Butanol/Aqueous Solution.  
*Front. Bioeng. Biotechnol.* 8:859.  
doi: 10.3389/fbioe.2020.00859

The enzymatic synthesis of short-tailed alkyl glucosides is generally carried out in an aqueous-organic biphasic reaction medium with a rather low fatty alcohol concentration in the aqueous phase (where the synthesis occurs). Thus, hydrolytic reactions have a significant impact on the synthesis performance. Given this background, the use of acetone as cosolvent was studied for the synthesis of butyl- $\beta$ -galactoside with *Aspergillus oryzae*  $\beta$ -galactosidase. The liquid-liquid equilibrium of the reaction mixture components (acetone/1-butanol/aqueous solution) was determined and the single- and two-phase regions were defined at 30, 40, and 50°C. It was observed that the liquid-liquid equilibrium of the ternary system acetone/1-butanol/water differs significantly from the one obtained using an aqueous solution (50 mM McIlvaine buffer pH 4.5; 5 g L<sup>-1</sup>) instead of water. This is mainly because of the salting-out effect of the buffer; nevertheless, the presence of lactose also altered the equilibrium. Having this in mind, the effects of temperature (30 and 50°C) and reaction mixture composition were assessed. Three general conditions were evaluated: single-phase ternary system (30% acetone), two-phase ternary system (10% acetone) and two-phase binary system (0% acetone). Acetone had a deleterious effect on enzyme stability at 50°C, leading to low reaction yields. However, no enzyme deactivation was detected at 30°C. Moreover, a reaction yield of 0.98 mol mol<sup>-1</sup> was attained in the 30/50/20% (w/w) mixture of acetone/1-butanol/aqueous solution. This very high yield can be explained by the huge increase in the concentration of 1-butanol and the reduction of water activity. The synthesis was carried out using also the  $\beta$ -galactosidase immobilized in glyoxal-agarose and amino-glyoxal-agarose, and by aggregation and crosslinking. In the case of agarose-derived catalysts, two average particle diameters were assessed to evaluate the presence of internal mass transfer limitations. Best yield (0.88 mol mol<sup>-1</sup>) was obtained with glyoxal-agarose derivatives and the particle size had non-effect on yield. The chemical structure of butyl- $\beta$ -galactoside was determined by NMR and FT-IR.

**Keywords:** lactose, alkyl-glycoside,  $\beta$ -galactosidase, butyl- $\beta$ -galactoside, sugar-based surfactants

## INTRODUCTION

Alkyl-glycosides (AGs) are a new family of non-ionic surfactants that stand out from conventional non-ionic surface agents for being easily biodegradable, non-toxic and hypoallergenic (Rather and Mishra, 2013). Furthermore, they are synthesized from renewable raw materials, so they are a sound replacement for nonyl-phenol and its ethoxylated-derivatives (United States Environmental Protection Agency, 2012). AGs have been commonly used as ecofriendly substitutes of conventional surfactants in cleaning, lubrication, wetting, emulsification and foaming (Mańko and Zdziennicka, 2015); nevertheless, they have also gained attention due to their intrinsic properties. For instance, AGs have been posed as replacement of the polysorbates used to prevent the aggregation of therapeutic proteins. AGs are much more chemically stable than polysorbates, so they do not provoke unwanted modifications in therapeutic proteins during their storage (Maggio, 2012; Mahjoubi et al., 2017).

AGs are formed by a carbohydrate (polar head) coupled by an ether linkage (*O*-glycosidic bond) to an alkyl chain (non-polar tail). At industrial scale AGs are produced by Fischer glycosidation, i.e., the condensation of a fatty alcohol and a carbohydrate using an acid catalyst and high temperature to favor substrate miscibility (Balzer and Lueders, 2000). AGs can be synthesized also with glycoside hydrolases as biocatalysts, with the advantages of using mild reaction conditions, reducing waste production and not requiring highly pure substrates (Van Rantwijk et al., 1999; Vera et al., 2020). However, enzymatic synthesis has some drawbacks, such as a lower yield than obtained in chemical synthesis. Yield typically decreases as molecular weight of the fatty alcohol increases (Rather and Mishra, 2013) so that the enzymatic production of AGs is only efficient for those having a short tail (Hronská et al., 2016; Vera et al., 2017a,b,c). Since AGs having tails with more than 8 carbon atoms are required for most industrial applications (Gaudin et al., 2019), the synthesis of AG with shorter tails has been relatively less reported. However, in recent years the production of short-tailed AGs has received more attention due to their interesting tensioactive and antimicrobial properties (Charoensapyanan et al., 2016; Garcia-Arellano et al., 2019). Furthermore, they can be used as building-blocks for organic synthesis (Wang et al., 2019). Recently, Starchem Enterprises (China) has started the bulk production of butyl and hexyl-glucosides, marketing both as solubilizers in hard surface cleaning, especially in beer bottle cleaning and metal anti-corrosion cleaning (Starchem Enterprises Limited, 2019). Therefore, this renewed interest in short-tailed AGs production opens up an opportunity for using biocatalysis and underutilized carbohydrates in the synthesis of ecofriendly surfactants.

**Abbreviations:**  $\pi$ , volumetric productivity ( $\text{mM h}^{-1}$ ); AG, alkyl-glycoside; Am-GA, amino-glyoxal agarose; BG, maximum concentration of butyl- $\beta$ -galactoside during the synthesis ( $\text{mol L}^{-1}$ ); CLAGs,  $\beta$ -galactosidase crosslinked aggregates; FT-IR, Fourier-transform infrared spectroscopy; GA, glyoxal-agarose; IDR, internal diffusional restrictions; Lac, initial lactose concentration ( $\text{mol L}^{-1}$ ); NMR, nuclear magnetic resonance;  $t$ , reaction time (h);  $V$ , volume time (L);  $Y$ , reaction yield ( $\text{mol mol}^{-1}$ ).

The enzymatic synthesis of AGs is usually based on the capability of glycoside hydrolases to transfer a carbohydrate moiety to a nucleophile containing a hydroxyl group, in this case, to a fatty alcohol (Rather and Mishra, 2013; Vera et al., 2020). Thus, to favor the synthesis of AGs (transglycosylation) over the hydrolysis of the donor substrate, a fatty alcohol concentration as high as possible is required. However, fatty alcohols are slightly miscible or immiscible with aqueous solutions, so the enzymatic synthesis of AGs generally occurs in a biphasic system (Vera et al., 2017b), which aqueous phase has a poor concentration of the fatty alcohol. On the other hand, mass transfer phenomena and partitioning may play an important role in the reaction performance. AGs are expected to be preferentially partitioned into the organic phase, avoiding its hydrolysis (secondary hydrolysis) and in this way favoring AGs accumulation (Vera et al., 2017a,b).

In this work, the enzymatic synthesis of butyl- $\beta$ -galactoside from 1-butanol and lactose was studied considering that lactose is an underutilized, inexpensive and readily available carbohydrate (Chen and Gänzle, 2017). Furthermore, this synthesis can be efficiently catalyzed by  $\beta$ -galactosidases, which are robust commodity enzymes that are commercially available for the food industry at a rather low price (Illanes, 2011; Vera et al., 2017b). Butyl-glycosides have interesting applications in cleaning formulations (Starchem Enterprises Limited, 2019) and as building-blocks for more complex surfactants (Monsan et al., 1996). In the present work, the use of acetone is assessed in order to increase the concentration of 1-butanol in the aqueous phase and avoid the formation of a biphasic reaction medium. In this manner, it is expected to favor the transgalactosylation reaction, so increasing the reaction yield. However, this strategy may have some problems that needs to be experimentally addressed, e.g., the absence of the organic phase may promote the (secondary) hydrolysis of the butyl- $\beta$ -galactoside produced and the acetone may significantly reduce the enzyme stability and the solubility of lactose. Given the complexity of the experimental system, the surface response methodology is typically used to determine the effect of the experimental variables and optimize their value to maximize an objective function (Vera et al., 2017b,c). However, this approach provides a limited understanding of the phenomena underlying behind. So, in this article, a deterministic experimental approach was utilized.

## MATERIALS AND METHODS

*Aspergillus oryzae*  $\beta$ -galactosidase (Enzeco®Fungal Lactase) was donated by Enzyme Development Corporation (EDC, New York, NY, United States). The enzyme preparation was stored refrigerated, with no appreciable change in its activity during the research period. 6% BCL Agarose Bead Standard and 6% BCL Agarose Bead Fine were provided by Agarose Bead Technologies (ABT, Madrid, Spain). All the remaining reagents were of analytical grade (or superior) and were purchased to Merck (Darmstadt,

Germany) or Sigma (St. Louis, MO, United States). Before being used acetone and 1-butanol were dehydrated using 3Å molecular sieves.

## Liquid–Liquid Equilibrium for the Mixture Acetone/1-Butanol/Aqueous Solutions

The liquid–liquid equilibrium for the mixture acetone/1-butanol/aqueous solutions was studied at 30, 40, and 50°C for the following aqueous solutions: water, 50 mM McIlvaine buffer pH 4.5 and a 5 g L<sup>-1</sup> dissolution of lactose in 50 mM McIlvaine buffer pH 4.5. The experimental procedure followed was the one reported by Palei (2010). Briefly, acetone was gently dropped into mixtures of 1-butanol/aqueous solutions until reaching the miscibility point, where the mass percentage of each component was calculated and reported using a triangular (ternary) plot. The experiments were done at least in triplicate and for all the reported data the coefficient of variation (standard deviation to mean ratio) was lower than 5%. It is worth mentioning that high lactose concentrations were not evaluated because the formation of a precipitate was observed at certain experimental conditions. The lower temperature limit was selected considering 5°C above the room temperature for allowing an adequate control of the temperature by the thermocirculator (Julabo Corio CD, Germany). To minimize the effect of enzyme inactivation during testing, the upper limit was selected by taking 5°C below the optimum temperature for the enzyme reported by the supplier.

## Synthesis of Butyl- $\beta$ -Galactoside With Soluble Enzyme in a Ternary System

Synthesis of butyl- $\beta$ -galactoside was performed at 30 and 50°C with soluble *A. oryzae*  $\beta$ -galactosidase, using lactose as donor substrate, 1-butanol as acceptor substrate and acetone as cosolvent. An initial total mass of 40 g was used for all the assays; all assays were conducted in triplicate. Mean values and standard deviation of the triplicates are reported in all cases. Reactions were carried in 100 mL Schott bottles contacting different ratios of an aqueous solution (5 g L<sup>-1</sup> lactose in 50 mM McIlvaine buffer pH 4.5), 1-butanol and acetone. The combined effect of three mass percentages of aqueous solution (20, 40, and 60%) and three mass percentages of acetone (0, 10, and 30%) were experimentally evaluated, the remaining mass percentages corresponding to 1-butanol. These conditions were chosen considering the results shown in section “Characterization of the Ternary System Acetone/1-Butanol/Aqueous Solutions.” Three general conditions were evaluated: single-phase ternary system (30% acetone), two-phase ternary system (10% acetone) and two-phase binary system (0% acetone). In this way, the effect of cosolvent concentration and the number of liquid phases could be studied. Syntheses were initiated adding a constant enzyme load of 400 IU. Samples of 0.5 mL were taken at regular time intervals during 2 h. Reaction was stopped by vigorous mixing of the samples with an equal volume of 75 mM Na<sub>2</sub>CO<sub>3</sub>. Then, the samples were vacuum dried in a centrifugal concentrator Speedvac SPD111 VP2 (Thermo Scientific) in order to remove the organic solvents, since they interfere with butyl- $\beta$ -galactoside quantification. Afterward,

the samples were reconstituted in MiliQ water and filtered using a disposable PDVF syringe filter (diameter: 13 mm; pore: 0.22  $\mu$ m) provided by Filterpore (Chile). Carbohydrates (lactose, glucose and galactose) and butyl- $\beta$ -galactoside were determined by HPLC.

The synthesis performance was evaluated using the yield ( $Y$ ) and productivity ( $\pi$ ) of butyl- $\beta$ -galactoside as parameters:

$$Y = \frac{BG}{Lac} \quad (1)$$

$$\pi = \frac{BG}{V \cdot t} \quad (2)$$

where  $Y$  represents the moles of butyl- $\beta$ -galactoside obtained per mol of lactose added into the reaction and  $\pi$  corresponds to the volumetric productivity of synthesis, namely the moles of butyl- $\beta$ -galactoside obtained per unit of reaction volume and unit of time. Since the synthesis of butyl- $\beta$ -galactoside is a kinetically controlled reaction both parameters were evaluated when the maximum concentration of the product was reached.

## Immobilization of *A. oryzae* $\beta$ -Galactosidase

In a previous report about the synthesis of butyl- $\beta$ -galactoside with immobilized enzymes, some indirect evidences of internal diffusional restrictions (IDR) were observed (Vera et al., 2017b). In the present work, agarose beads were used as support with different average particle diameters for determining the influence of IDR in  $Y$  and  $\pi$ . Also, two different functionalized agaroses were used: glyoxal-agarose (GA) and amino-glyoxal agarose (Am-GA). 6% BCL Agarose Bead Standard and 6% BCL Agarose Bead Fine with particle diameters ranging from 50 to 150 and from 20 to 50  $\mu$ m, respectively, were employed as starting raw material. Aside, the use of  $\beta$ -galactosidase crosslinked aggregates (CLAGs) prepared using 1-propanol as precipitating agent was assessed. Because of the very high specific activity of CLAGs the presence of IDR is to be expected.

Immobilization in GA was conducted as previously reported (Guerrero et al., 2017a,b). Firstly, the agarose beads were activated with glycidol and then oxidized with sodium (meta)periodate. Secondly, the enzyme was linked to the activated support using an enzyme load of 30 mg<sub>protein</sub> g<sup>-1</sup><sub>support</sub>. 0.1 M bicarbonate buffer pH 10 with 20% (v/v) of glycerol. The suspension was kept at 4°C under gentle stirring. Afterward, the Schiff base formed between glyoxal and amine groups was reduced to a secondary amine with sodium borohydride. Then, the biocatalyst was recovered by filtration and washed with 50 mM McIlvaine buffer pH 4.5. On the other hand, the immobilization in Am-GA was conducted following the method described by Guerrero et al. (2017a). Briefly, the support was activated with triethylamine and then oxidized with sodium (meta)periodate. An enzyme dissolution (30 mg<sub>protein</sub> g<sup>-1</sup><sub>support</sub>) in 5 mM phosphate buffer pH 7 was contacted with the activated support for 2 h at 25°C. The suspension was filtered and the solid resuspended in 5 mM bicarbonate buffer pH 10 (with 20% v/v glycerol). The suspension was kept overnight

under gentle stirring at 4°C. The Schiff base formed between glyoxal and amine groups in the enzyme was reduced using sodium borohydride. Finally, the biocatalyst was recovered by filtration and washed with 50 mM McIlvaine buffer pH 4.5. The  $\beta$ -galactosidase crosslinked aggregates (CLAGs) were prepared as described by Guerrero et al. (2015, 2020). The enzyme was precipitated in 1-propanol 50% (v/v) and the precipitated protein was crosslinked using glutaraldehyde as bifunctional reagent. Glutaraldehyde was added at a ratio of 5.5 g per gram of protein and the suspension was kept under gentle stirring during 5 h. Then, the biocatalyst was recovered by centrifugation and washed with McIlvaine buffer 50 mM pH 4.5.

To assess the net outcome of the immobilization process, the immobilization yield (percentage of contacted activity expressed in the enzyme-derivative) and the specific activity of the biocatalysts ( $\text{IU g}_{\text{biocatalyst}}^{-1}$ ) were determined. The immobilization yield of  $\beta$ -galactosidase on GA standard, GA fine, Am-GA standard, Am-GA fine and CLAGs were 27, 50, 29, 44, and 81%, respectively. The specific activity of GA standard, GA fine, Am-GA standard, Am-GA fine and CLAGs were  $2,364 \pm 45$ ,  $4,614 \pm 98$ ,  $2,618 \pm 38$ ,  $3,253 \pm 61$  and  $40,267 \pm 785$   $\text{IU g}^{-1}$ , respectively.

## Synthesis of Butyl- $\beta$ -Galactoside With Immobilized Enzyme

Reactions were carried out using a magnetically stirred glass reactor with a total volume of 250 mL provided by Pobel (Spain). Synthesis were conducted at the best conditions reported in section “Synthesis of Butyl- $\beta$ -Galactoside in a Ternary System,” i.e., 30°C, 30/50/20% (w/w) of acetone/1-butanol/aqueous solution (5 g  $\text{L}^{-1}$  lactose in 50 mM McIlvaine buffer pH 4.5), respectively. An initial total mass of 100 g was used for all the assays and reactions were started by adding 1,000 IU of immobilized  $\beta$ -galactosidase, in order to maintain the same enzyme load (10 IU per gram of reaction medium) than in the synthesis conducted with the free enzyme. Samples of 1 mL were taken at regular time intervals during 2 h. In order to remove the catalyst, samples were centrifuged for 30 s using a spin centrifuge (BiosebLab, France) and then the supernatant was filtered using a disposable PDVF syringe filter (diameter: 13 mm; pore: 0.22  $\mu\text{m}$ ) provided by Filterpore (Chile). Quantification of substrate and products was conducted as described in section “Synthesis of Butyl- $\beta$ -Galactoside With Soluble Enzyme in a Ternary System.” All assays were conducted in triplicate. Mean values and standard deviation of the triplicates are reported in all cases.

## Determination of $\beta$ -Galactosidase Activity

One international unit (IU) of  $\beta$ -galactosidase was defined as the amount of biocatalyst that hydrolyzes 1  $\mu\text{mol}$  of *o*-nitrophenol- $\beta$ -D-galactopyranoside (ONPG) per minute at 40°C and pH 4.5. The *o*-nitrophenol produced was measured using a Jasco V-730 spectrophotometer provided with temperature control and a magnetic stirring system. 50 mM McIlvaine buffer was used to set the pH at 4.5. A specific activity of  $108.5 \pm 1.6$   $\text{IU mg}^{-1}$  was

determined for the commercial preparation of *Aspergillus oryzae*  $\beta$ -galactosidase.

## Substrates and Products Determination by High Performance Liquid Chromatography (HPLC)

Lactose, glucose, galactose, butyl- $\beta$ -galactoside, acetone, and butanol were determined using an HPLC system (Jasco, Japan), consisting on a refractive index detector RI-4030, a quaternary pump 4180, a column heater CO-4060, an autosampler AS 4050, and interphase LCNETH-ADC. The peaks were integrated using the Chromnav 2.0 software provided by the manufacturer. Samples were eluted through an Aminex® HPX-87H (300 mm  $\times$  7.8 mm) column at a flow rate of 0.4  $\text{mL min}^{-1}$ . Mobile phase was a mixture of 0.005N sulfuric acid and 0.2% (v/v) of acetonitrile. Column and detector were kept at constant temperatures of 45 and 40°C, respectively. Retention times for lactose, glucose, galactose and butyl- $\beta$ -galactoside were 10.9, 12.8, 13.7, and 19.5 min, respectively. Acetone, and butanol were quantified employing the same procedure, but using an eluent flow rate of 0.5  $\text{mL min}^{-1}$ . Their retention times were 26.1 and 42.9 min, respectively.

## Purification and Identification of Butyl- $\beta$ -Galactoside

Butyl- $\beta$ -galactoside was synthesized by scaling the procedure described in section “Synthesis of Butyl- $\beta$ -Galactoside With Soluble Enzyme in a Ternary System” to 1 kg of reaction mixture. However, in this case the reaction was stopped by boiling. The reacted mixture was concentrated to 100 mL (approximately) in a rotary evaporator at 65°C. The concentrate was fully dried at room temperature in a Speedvac SPD 111 VP2. Butyl- $\beta$ -galactoside was purified by liquid extraction. Powder was dissolved in 10 mL of 0.1M NaOH and contacted with 300 mL of 1-butanol. The aqueous phase was discarded and 10 mL of 0.1M NaOH was added to the organic phase. This procedure was repeated six times and then repeated three times but replacing the NaOH solution by MilliQ water. Finally, the organic phase was dried at room temperature in a Speedvac SPD 111 VP2. Butyl- $\beta$ -galactoside was obtained with a purity over 99.9% (Checked by HPLC) and used as HPLC-standard.

Butyl- $\beta$ -galactoside was characterized by  $^1\text{H}$  and  $^{13}\text{C}$  nuclear magnetic resonance (NMR) using a Bruker NMR Spectrometer, Neo Multinuclear Advance 400 MHz. Samples were dissolved in  $\text{D}_2\text{O}$  and experiment conducted at 300 K. Also, butyl- $\beta$ -galactoside was analyzed using a Fourier Transform Infrared (FT-IR) spectrometer FT-IR IFS 66V BRUKER. A KBr pellet was prepared and its spectrum was recorded in the range from 400 to 4,000  $\text{cm}^{-1}$ . All the analyses were performed by the Analytical Service of the Faculty of Chemistry and Biology of the University of Santiago of Chile.

## Statistical Analyses

All statistical analyses were done using Microsoft Excel 365 tools and a significance level of 0.05 was utilized for the analysis of variance (Anova), *t*-paired and Tukey tests. All

**TABLE 1** | Product yield ( $Y$ ) and productivity ( $\pi$ ) of butyl- $\beta$ -galactoside synthesis with soluble  $\beta$ -galactosidase from *A. oryzae* in acetone/1-butanol/aqueous solution ternary system.

Temperature (°C)	Mass percentage			Reaction parameters	
	Acetone	1-butanol	Aqueous solution	$Y$ (mol mol <sup>-1</sup> )	$\pi$ (mM h <sup>-1</sup> )
30	0	80	20	0.69 ± 0.06 <sup>a</sup>	2.47 ± 0.09 <sup>a</sup>
	10	70	20	0.80 ± 0.001 <sup>a</sup>	3.54 ± 0.13 <sup>b</sup>
	30	50	20	0.98 ± 0.04	1.81 ± 0.05 <sup>a,c</sup>
	0	60	40	0.41 ± 0.03 <sup>b</sup>	3.37 ± 0.20 <sup>b</sup>
	10	50	40	0.57 ± 0.03 <sup>a,c</sup>	1.52 ± 0.21 <sup>c,d</sup>
	30	30	40	0.58 ± 0.03 <sup>a,c</sup>	1.49 ± 0.22 <sup>c-e</sup>
	0	40	60	0.39 ± 0.002 <sup>b,d</sup>	3.37 ± 0.11 <sup>b</sup>
	10	30	60	0.28 ± 0.01 <sup>b,d,e</sup>	1.35 ± 0.24 <sup>c-f</sup>
	30	10	60	0.23 ± 0.01 <sup>e</sup>	1.18 ± 0.18 <sup>c-f</sup>
50	0	80	20	0.55 ± 0.01 <sup>m</sup>	5.82 ± 0.33
	10	70	20	0.44 ± 0.01 <sup>m,n</sup>	0.99 ± 0.02 <sup>m</sup>
	30	50	20	0.58 ± 0.06 <sup>m</sup>	0.87 ± 0.12 <sup>m,n</sup>
	0	60	40	0.39 ± 0.001 <sup>n,o</sup>	3.12 ± 0.24
	10	50	40	0.13 ± 0.02 <sup>p</sup>	0.87 ± 0.12 <sup>m,n</sup>
	30	30	40	0.12 ± 0.01 <sup>p,q</sup>	0.48 ± 0.09 <sup>m,n,p</sup>
	0	40	60	0.29 ± 0.01 <sup>o</sup>	1.37 ± 0.02 <sup>m,n</sup>
	10	30	60	0.03 ± 0.001 <sup>p,q,r</sup>	0.26 ± 0.05 <sup>p,q</sup>
	30	10	60	0.09 ± 0.004 <sup>p,q,r</sup>	0.69 ± 0.06 <sup>m,n,p,q</sup>

Superscripts are used to indicate a statistically non-significant difference according to Tukey test ( $\alpha = 0.05$ ).

experiments were done at least in triplicate. Mean and standard deviation are reported in all cases. Superscripts in **Tables 1** and **2** are used to indicate a statistically non-significant difference according to Tukey test.

## RESULTS AND DISCUSSION

### Characterization of the Ternary System Acetone/1-Butanol/Aqueous Solutions

Even though the liquid-liquid equilibrium for the system acetone/1-butanol/water has been previously reported, the presence of ionic solutes in the aqueous phase significantly modifies the liquid-liquid equilibrium (Santos et al., 2001; Palei, 2010). The addition of electrolytes may provoke the “salting-out” phenomena, namely the reduction of the mutual solubility of the solvents, so increasing the two-phase region. Also, it may produce a decrease in the solubility of a non-electrolyte in the aqueous-phase (Santos et al., 2001; Palei, 2010). In the particular case of butyl- $\beta$ -galactoside synthesis, the presence of the buffer components (electrolytes) and the carbohydrates (non-electrolytes) alter the liquid-liquid equilibrium for the system acetone/1-butanol/water. Since it is difficult to forecast the resulting equilibrium, this was experimentally assessed. As can be appreciated in **Figure 1**, the electrolytes forming the McIlvaine buffer exert a salting-out effect, which is reflected by an increase in the two-phase region, this effect being more pronounced at higher temperatures and in the presence of lactose. Also, **Figure 1** indicates that the salting-out effect is present in the binary system 1-butanol/water, leading in this case to a lower content of water in the organic phase, while the composition of the aqueous phase

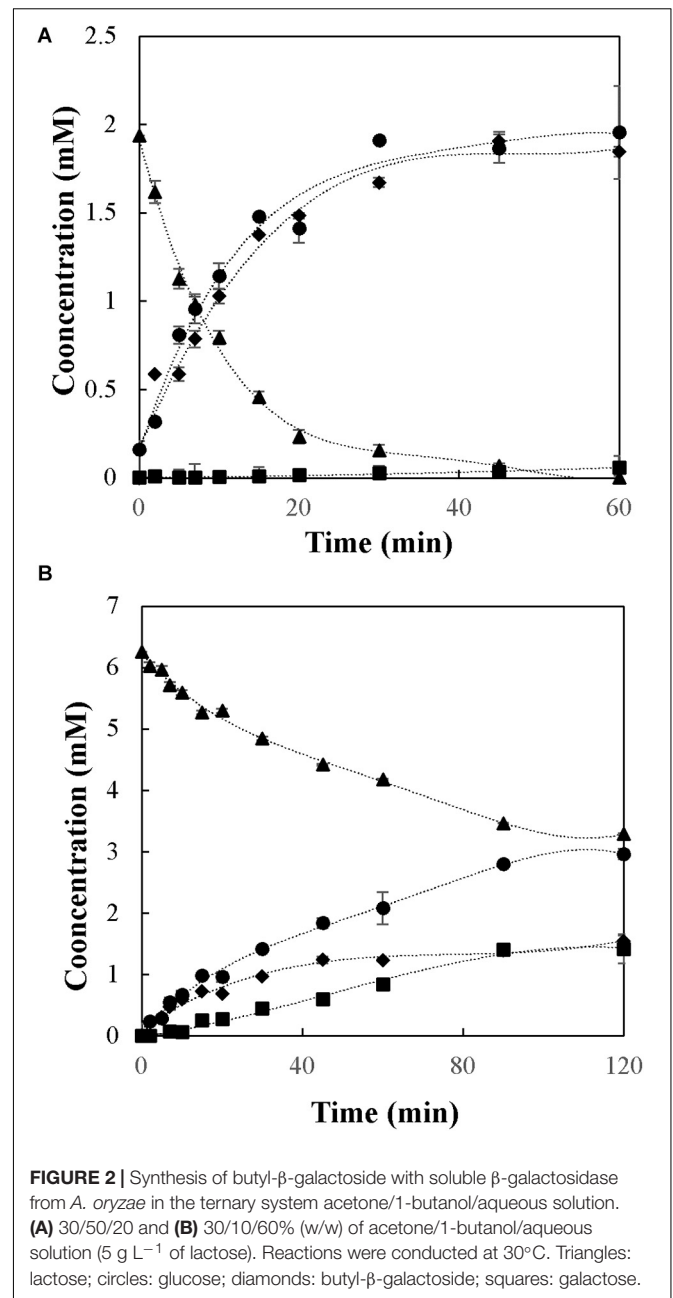
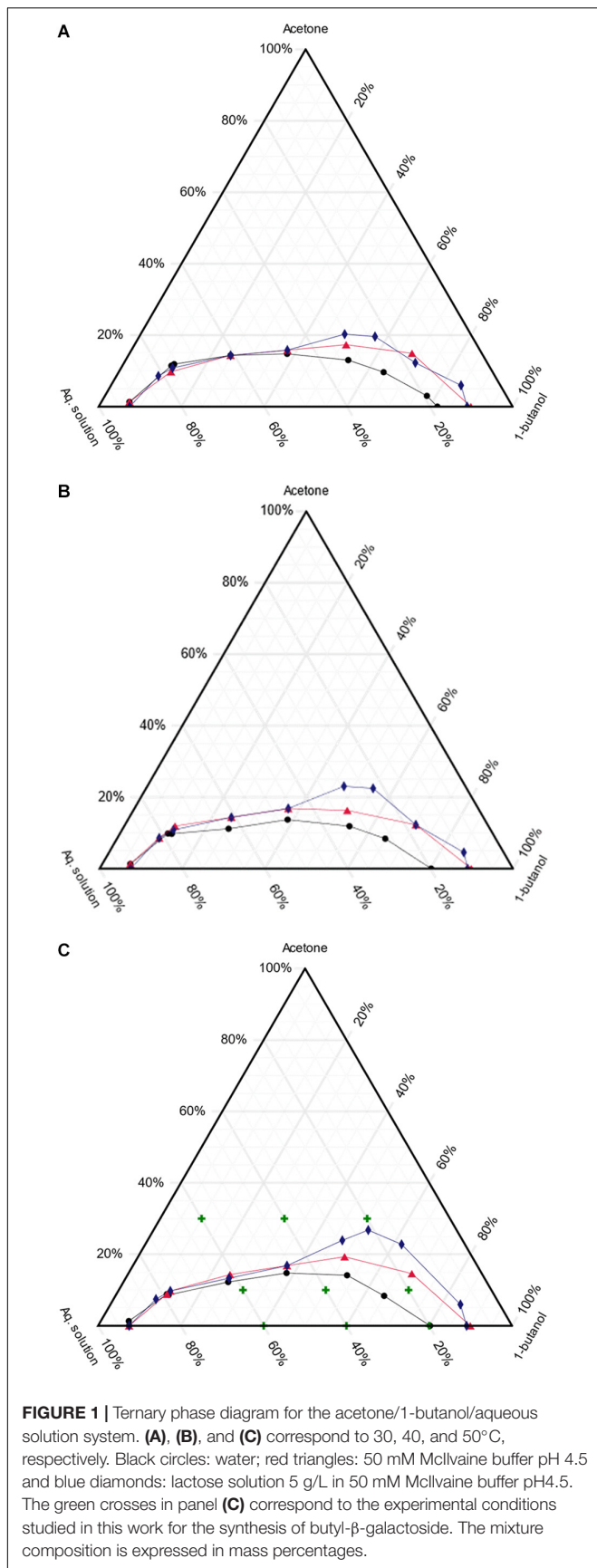
does not vary significantly. The obtained results are in good agreement with those reported by Palei (2010), who studied the effect of salts (KCl and NaCl) in the ternary system acetone/1-butanol/water.

Considering that the effect of salting-out was more severe at 50°C, the experimental conditions to evaluate the synthesis of butyl- $\beta$ -galactoside in the ternary system acetone/1-butanol/water were defined taking into account **Figure 1C**. In this figure the selected conditions are represented by green crosses. Three general conditions were assessed: single-phase ternary system (30% acetone), two-phase ternary system (10% acetone) and two-phase binary system (0% acetone). In this way, the effect of cosolvent concentration and the number of liquid phases was determined.

### Synthesis of Butyl- $\beta$ -Galactoside in a Ternary System

As an example of the reaction behavior, the profiles of the donor substrate and the products in the synthesis of butyl- $\beta$ -galactoside are presented in **Figure 2**, where subfigures A and B show the kinetics of the synthesis under the best and worst experimental conditions in terms of  $Y$ . In this figure, the disappearance of lactose is accompanied by an equimolar appearance of glucose, because the latter corresponds to the leaving group of the donor substrate (lactose). Depending on the reaction conditions, the galactose moiety was preferably transferred either to 1-butanol or water to produce butyl- $\beta$ -galactoside (**Figure 2A**) or galactose (**Figure 2B**), respectively.

The results obtained in the synthesis of butyl- $\beta$ -galactoside in the ternary system: acetone/1-butanol/aqueous solution are



presented in **Table 1**. Under the studied conditions, lower values of  $Y$  and  $\pi$  were obtained at 50°C than at 30°C. In most of the experiments conducted at 50°C, negligible changes in the concentration of substrates and products were observed after 30 min of reaction, which is due to enzyme inactivation. In a previous work Vera et al. (2017b) reported a negative effect of temperature on yield; however, the temperature effect was less severe in that case. Brena et al. (2003) reported that acetone, dioxane, and ethanol have a deleterious effect on the stability of this enzyme even at low concentrations. Therefore, the results in **Table 1** can be explained considering that in the present work acetone, which was used as a cosolvent, probably

reduced the thermal stability of *A. oryzae*  $\beta$ -galactosidase. Despite this disadvantage of using acetone as a co-solvent, it is worth mentioning that acetone also has desirable properties: it is miscible with water, it is an aprotic solvent that cannot act as an acceptor in transgalactosylation reactions, whereby unwanted parallel reactions are avoided, it can be produced from renewable raw materials, and it is generally classified as a green solvent (Joshi and Adhikari, 2019). In addition, the adverse effect of acetone on enzyme stability decreases significantly at 30°C. As can be seen in **Table 1**, a  $Y$  value close to 1 mol mol<sup>-1</sup> was attained at 30°C in the presence of 30% (w/w) acetone. This  $Y$  value is remarkably higher than the values reported by Vera et al. (2017b) and Ismail et al. (1999), where maximum values of 0.58 and 0.79 mol mol<sup>-1</sup> were obtained, respectively. Also, it is higher than reported for the closely related synthesis of propyl- $\beta$ -galactoside (Hronská et al., 2016; Vera et al., 2017c).

If the synthesis of butyl- $\beta$ -galactoside is conducted at a temperature low enough to avoid enzyme inactivation, the effect of acetone can be understood considering two limiting cases of very low and very high ratios of aqueous phase to organic phase (acetone plus 1-butanol). The former case is illustrated by the results obtained at 30°C and 20% (w/w) of aqueous solution (see **Table 1**); under this condition, the addition of the cosolvent provoked an increase in the 1-butanol concentration in the phase where reaction occurred. The initial concentration of 1-butanol was 76.4 ± 1.5 and 596 ± 5.2 g L<sup>-1</sup> at 0/80/20 and 30/50/20 mass percentages of acetone/1-butanol/aqueous solution, respectively. This impressive increase is due to the system passing from two-phase to single-phase. Also, there is an obvious decrease in water activity. The increase in the acceptor substrate concentration and the reduction in water activity altogether led to the almost fully suppression of the hydrolytic reaction. In the latter case, which is depicted by the experiments at 60% (w/w) of aqueous solution, the rise in the acceptor substrate concentration and the reduction in water activity were not enough to compensate for the lower enzyme stability. Likewise, Lang et al. (2006) reported a compromise between the gain in  $Y$  and the loss in enzyme stability, when an ionic liquid was used as a cosolvent in transgalactosylation reactions. In that report the authors concluded that the moderate increase in  $Y$  (10%) justifies the use of an ionic liquid in terms of practical considerations (productivity and cost). Similarly, in the synthesis of alkyl-glycoside with the  $\alpha$ -amylase from *Thermotoga maritima* the use of deep eutectic solvents (DES) provoked a reduction in enzyme stability and a decrease in enzyme activity, but favored transglycosylation (alcoholysis) over hydrolysis at concentration lower than 10% v/v (Miranda-Molina et al., 2019). In the synthesis of hexyl- $\beta$ -galactoside with *A. oryzae*  $\beta$ -galactosidase (Vera et al., 2017a), the addition of 30% (v/v) acetone produced a significant increase in  $Y$ , mainly because of a decrease in secondary hydrolysis. On the other hand, when butyl- $\beta$ -galactoside synthesis was conducted in a biphasic media (1-butanol/aqueous solution), the butyl- $\beta$ -galactoside was partitioned preferentially into the organic phase (Vera et al., 2017b). So, a reduction in the secondary hydrolysis (product hydrolysis) was expected. Considering the results obtained at 30/50/20% (w/w) of acetone/1-butanol/aqueous solution, it is

concluded that an increase in 1-butanol concentration in the phase where reaction occurs and the reduction in water activity have a stronger effect than the partition effects on increasing  $Y$ . For *A. oryzae*  $\beta$ -galactosidase, this may be due to the fact that the Michaelis constant for butyl- $\beta$ -galactoside is 57-fold lower than the one for lactose (Vera et al., 2017a), so butyl- $\beta$ -galactoside is preferentially hydrolyzed at the aqueous phase.

## Synthesis of Butyl- $\beta$ -Galactoside Using Immobilized $\beta$ -Galactosidase

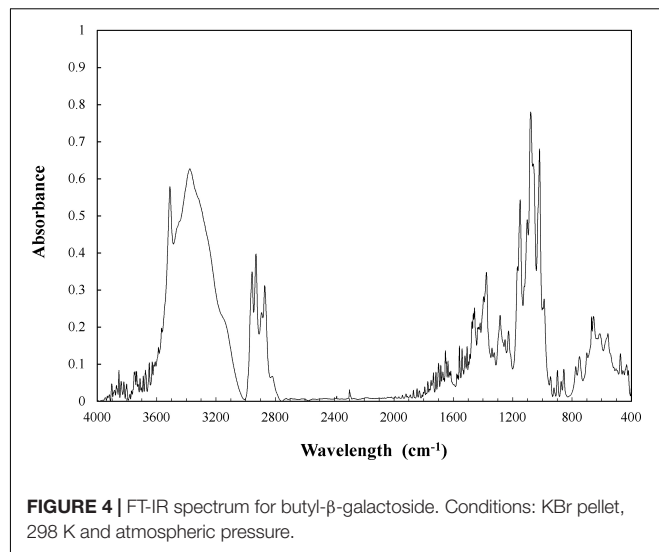
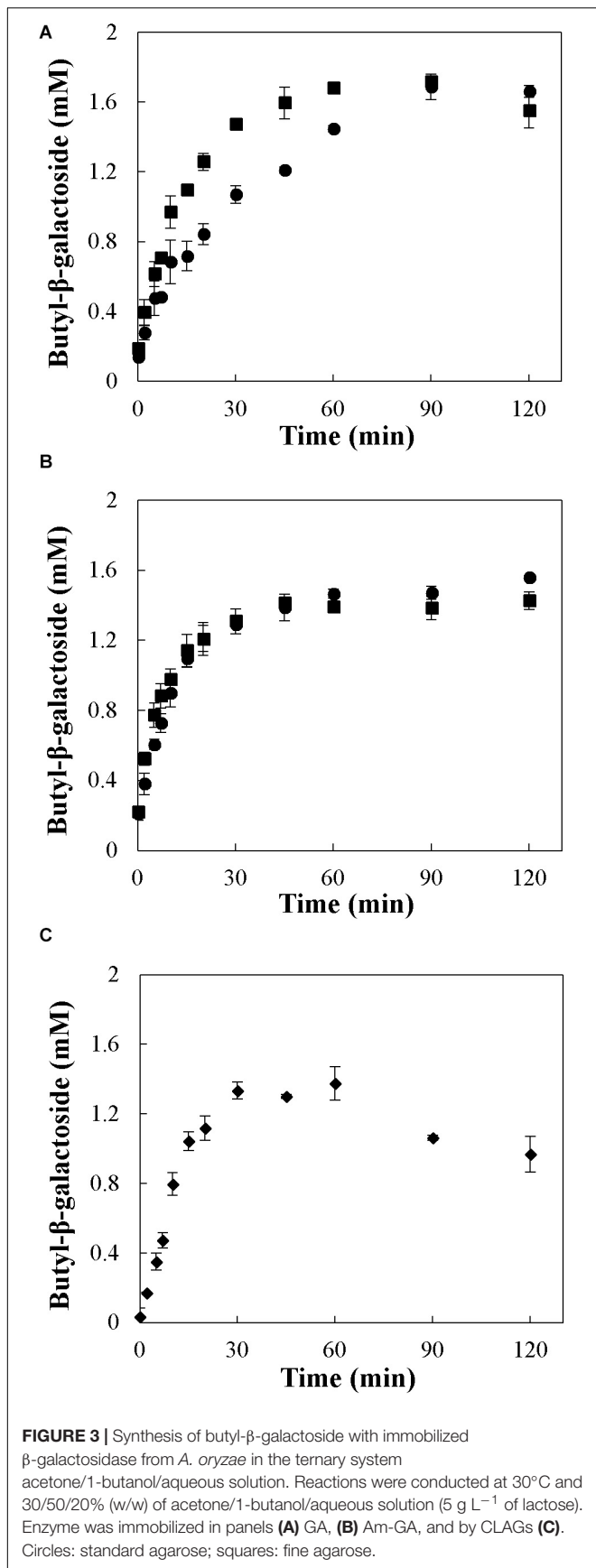
In this report, three methodologies of immobilization were done to produce the catalysts that were assessed for the synthesis of butyl- $\beta$ -galactoside in the ternary system acetone/1-butanol/aqueous solution. Immobilization in GA beads was evaluated because the best yield in the synthesis of butyl- $\beta$ -galactoside in a binary system was obtained using this catalyst (Vera et al., 2017b). Guerrero et al. (2017a) immobilized *A. oryzae*  $\beta$ -galactosidase in GA, Am-GA, carboxyl-glyoxal agarose and copper (II) chelate-glyoxal-agarose beads attaining the higher specific activity and stabilization factor with the enzyme immobilized in Am-GA, so based in this background information, the immobilization of the enzyme in Am-GA was also evaluated. Vera et al. (2017b) also studied the synthesis of butyl- $\beta$ -galactoside with GLAGs produced using ammonium sulfate as precipitating agent obtaining poor results. Recently, Guerrero et al. (2020) greatly improved the manufacture of CLAGs by precipitating *A. oryzae*  $\beta$ -galactosidase with organic solvents, obtaining highly active and stable CLAGs when using 1-propanol as precipitating agent. Therefore, this type of catalyst was evaluated in the synthesis of butyl- $\beta$ -galactoside.

**Table 2** presents the  $Y$  and  $\pi$  values for the synthesis of butyl- $\beta$ -galactoside with *A. oryzae*  $\beta$ -galactosidase immobilized in four different supports and CLAGs. The Anova test for the results in **Table 2** indicates that the catalyst has a statistically significant effect on  $Y$  ( $p$ -value <0.02) and  $\pi$  ( $p$ -value <0.002). Tukey test for  $Y$  ( $\alpha = 0.05$ ) indicates that only a “honestly significant difference” exists between the result obtained with GLAGs and with the enzyme immobilized in GA standard and fine. Also, Tukey test ( $\alpha = 0.05$ ) indicates that only  $\pi$  values for GLAGs and GA standard are different between them and

**TABLE 2** | Product yield ( $Y$ ) and productivity ( $\pi$ ) of butyl- $\beta$ -galactoside synthesis with immobilized  $\beta$ -galactosidase from *Aspergillus oryzae* in acetone/1-butanol/aqueous solution ternary system.

Support	Reaction parameters	
	$Y$ (mol mol <sup>-1</sup> )	$\pi$ (mM h <sup>-1</sup> )
GA standard	0.87 ± 0.03 <sup>a</sup>	1.14 ± 0.006
GA fine	0.87 ± 0.04 <sup>a,b</sup>	0.83 ± 0.02 <sup>a</sup>
Am-GA standard	0.78 ± 0.02 <sup>a,b</sup>	0.74 ± 0.04 <sup>a</sup>
Am-GA fine	0.81 ± 0.04 <sup>a,b</sup>	0.78 ± 0.004 <sup>a</sup>
CLAGs	0.74 ± 0.03 <sup>b</sup>	1.64 ± 0.02

Syntheses were conducted at 30°C and 30/50/20% (w/w) in acetone/1-butanol/aqueous solution ternary system. Superscripts are used to indicate a statistically non-significant difference according to Tukey test ( $\alpha = 0.05$ ).



with respect to other values of  $\pi$  in **Table 2**. Considering only the mean of each parameter, best  $Y$  values were obtained using mono-functional GA as support (**Figure 3A**), followed by hetero-functional Am-GA (**Figure 3B**) and CLAGs (**Figure 3C**). Similar results were reported by Vera et al. (2017b), who obtained the best  $Y$  values using mono-functional GA as support. These authors reported a  $Y$  of 0.76 mol mol<sup>-1</sup> using *A. oryzae*  $\beta$ -galactosidase immobilized in GA, 25°C, 70% (v/v) 1-butanol and 30% (v/v) of aqueous solution. In the present work, a 14.5% higher  $Y$  value was obtained as a consequence of the use of acetone as cosolvent, which allowed the reaction to be carried out in a single-phase medium and favored the reaction of synthesis by increasing the concentration of 1-butanol and decreasing the water activity.

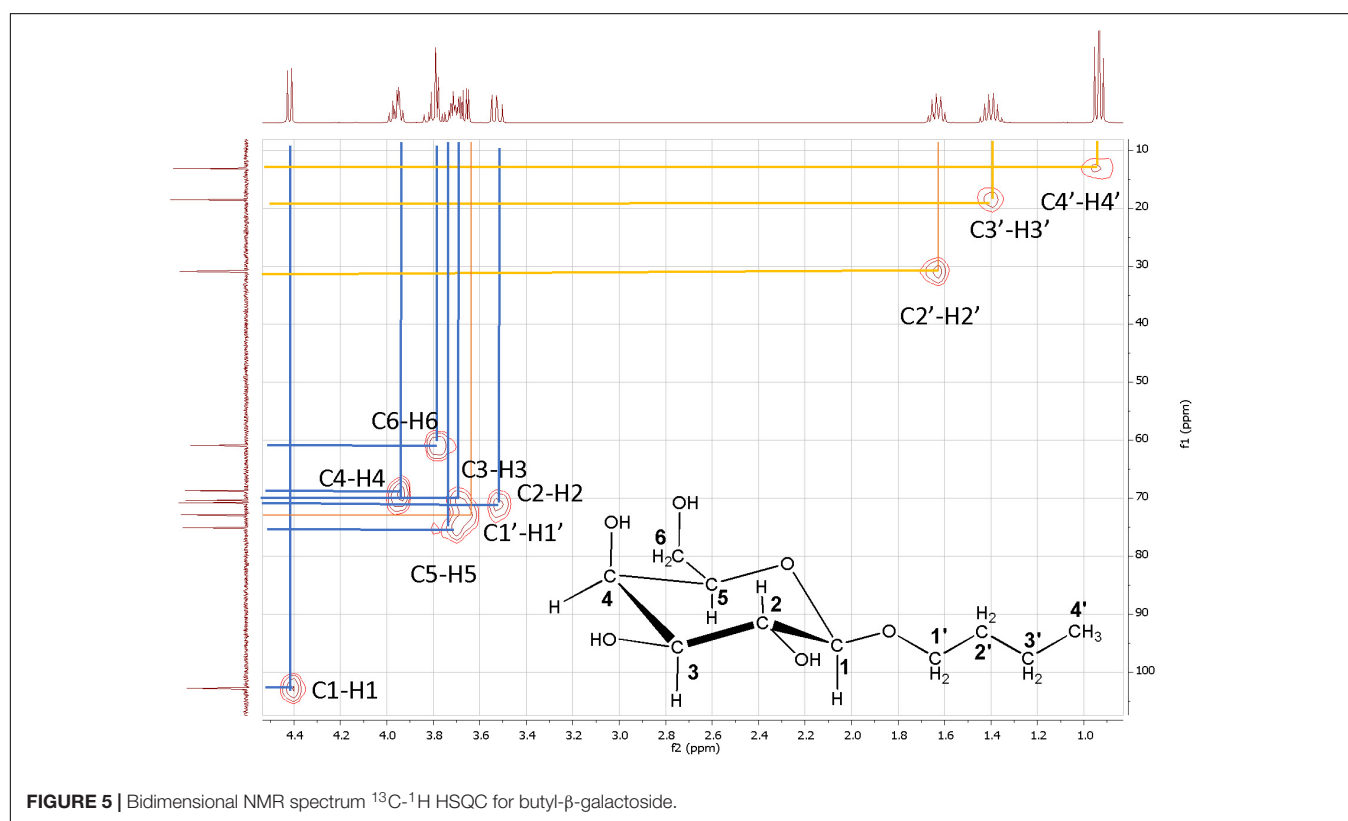
The literature for the synthesis of butyl- $\beta$ -galactoside with *A. oryzae*  $\beta$ -galactosidase immobilized in GA standard may be subjected to IDR. For this reason, in the present work, the enzyme was also immobilized in GA fine, which has a much lower average diameter than the standard one. If the reaction of synthesis is subjected to IDR, a lower effect is expected as the catalyst diameter decreases (so that the Thiele modulus decreases). **Figure 3A** shows that the rate of butyl- $\beta$ -galactoside production was higher when GA standard is used instead of GA fine. Since t-paired test indicates that both product patterns are statistically different ( $p$ -value < 0.01), it is concluded that the catalyst diameter modifies the reaction kinetics. One plausible explanation for this behavior is the presence of IDR. In a kinetically controlled reaction, IDR reduces to a major extent the effectiveness factor of the reaction with higher Thiele modulus, favoring the competing reactions. So, in this case, IDR favors the synthesis of the glycoside by depressing the rate of hydrolysis more than the rate of synthesis. The same behavior has been observed in the synthesis of the peptide kyotorphin with  $\alpha$ -chymotrypsin immobilized in GA, where IDR reduced the effectiveness factor of the reaction of hydrolysis to a larger extent than the reaction of synthesis (Bahamondes et al., 2017). On the other hand, no significant differences ( $p$ -value



**TABLE 3** |  $^1\text{H}$  and  $^{13}\text{C}$  Nuclear magnetic resonance for butyl- $\beta$ -galactoside.

$^1\text{H}$ NMR									
Pyranosic ring $\delta$ (ppm) (J/Hz)						Alkyl group $\delta$ (ppm) (J/Hz)			
H-1	H-2	H-3	H-4	H-5	H-6	H-1'	H-2'	H-3'	H-4'
4.45	3.54	3.68	3.96	3.72	3.8	3.68	1.63	1.4	0.93
(d, 1H J = 7.9)	(dd, 1H J = 7.7)	(dd, 1H J = 3.4)	(dd, 1H J = 3.9)	(m, 1H J = 4.2)	(d, 1H J = 4.6)	3.98 (2, 2H)	(q, 2H J = 7.3)	(sx, 2H J = 7.3)	(t, 2H J = 7.3)
$^{13}\text{C}$ NMR									
Pyranosic ring $\delta$ (ppm)						Alkyl group $\delta$ (ppm)			
C-1	C-2	C-3	C-4	C-5	C-6	C-1'	C-2'	C-3'	C-4'
102.73	70.79	70.2	68.68	75.09	60.88	72.76	30.9	18.47	13.08

d, doublet; t, triplet; q, quintuplet; sx, sextuplet; dd, doublet of doublets; m, multiplet.

**FIGURE 5** | Bidimensional NMR spectrum  $^{13}\text{C}$ - $^1\text{H}$  HSQC for butyl- $\beta$ -galactoside.

$<0.001$ ) were observed between the synthesis with *A. oryzae*  $\beta$ -galactosidase immobilized in Am-GA standard and Am-GA fine (see **Figure 3B**). This suggests that the different enzyme orientation in Am-GA catalyst relieves the impact of IDR. Since both GA and Am-GA are based on the same material, small changes in the diffusing component should be expected and the observed differences between both catalysts might be the result of different intrinsic kinetic parameters. In this regard, Guerrero et al. (2018) demonstrated that GA standard, GA fine and Am-GA standard have an apparent Michaelis constant for lactose of sevenfold, threefold and fivefold the

value of the Michaelis constant of the free enzyme, respectively. Furthermore, Hoffmann et al. (2020) demonstrated that the milieu inside the catalyst particle exerts a significant influence on the selectivity of the reaction, i.e., the ratio between the rate of synthesis and the rate of hydrolysis. In the synthesis of propylglucoside with immobilized  $\beta$ -glucosidase from *Thermotoga neapolitana*, the functionalization of off-stoichiometric thiolene (OSTE) materials with malonic acid and imidazole groups increased the selectivity twofold to threefold. Besides that, lower  $Y$  values were obtained with the agarose-derived catalysts (**Table 2**) with respect to the ones obtained with the free enzyme

(**Table 1**). This may be due to the hydrophilic milieu inside the agarose derived supports, which enhances the hydrolysis rate (Mateo et al., 2007).

The values shown in **Table 2** are among the highest reported in the literature for the synthesis of alkyl-glycosides with immobilized enzymes. For instance, Hronská et al. (2016) attained  $Y$  values around 0.46 and 0.40 mol mol<sup>-1</sup> for the synthesis of ethyl- and propyl- $\beta$ -galactoside with *A. oryzae*  $\beta$ -galactosidase entrapped in Lentikat®. Kumar et al. (2017) only reported the capability of the  $\beta$ -glucosidase from *Streptomyces griseus* immobilized onto zinc oxide nanoparticles to synthesize propyl-, butyl-, pentyl-, hexyl- octyl-, benzyl- and 2-phenyl-ethyl glucosides. Gargouri et al. (2004) evaluated Duolite, Amberlite, Cellite and DEAE-Sepharose as supports for the immobilization of *Sclerotinia sclerotiorum*  $\beta$ -xylosidase. The free enzyme catalyzed the synthesis of alkyl-xylosides from xylan and fatty alcohols of 4–8 carbons. However, the Cellite derivative was the only one able to catalyze the synthesis of an alkyl-xylosides (hexyl-xyloside). Woudenberg-van Oosterom et al. (1998) studied the synthesis of galactopyranosyl-glycerol with *A. oryzae*  $\beta$ -galactosidase immobilized in Duolite supports, reporting that the higher  $Y$  values were obtained by the transgalactosylation route, reaching a  $Y$  value of 0.7 mol mol<sup>-1</sup> with lactose as donor substrate.

## Butyl- $\beta$ -Galactoside Characterization

Butyl- $\beta$ -galactoside FT-IR spectroscopy is shown in **Figure 4**. The characteristic absorption of O-glycosidic bond (ether linkage C-O-C) was observed as a small peak at 1,735 cm<sup>-1</sup>. The symmetric and asymmetric bending of C-H bonds are shown as peaks at 1,377 and 1,466 cm<sup>-1</sup>, respectively. The symmetric/asymmetric stretching of C-H bonds is visualized in the region from 2,800 to 3,000 cm<sup>-1</sup>. Peaks at 2,872/2,929 cm<sup>-1</sup> and 2,890/2,956 cm<sup>-1</sup> correspond to CH<sub>2</sub> and CH<sub>3</sub> groups. The O-H bond (mainly from the galactose moiety) is observed as a wide band in the 3,000–3,600 cm<sup>-1</sup> range. Thus, these signals confirm the presence of a carbohydrate residue linked by O-glycosidic bond to an alkyl chain in the purified compound. Furthermore, the FT-IR spectrum obtained for butyl- $\beta$ -galactoside is in full agreement with those reported for dodecyl/tetradecyl-glucoside (Gustianthy et al., 2019) and isoctyl-glucoside (Zou et al., 2016).

NMR spectrum of butyl- $\beta$ -galactoside (see **Table 3**) shows two groups of signals characteristic for carbohydrates, between 5.2 and 3.6 ppm in the <sup>1</sup>H NMR and between 103 and 65 ppm in the <sup>13</sup>C NMR spectrum. A signal at 4.45 ppm is shown in the <sup>1</sup>H NMR spectrum, which is characteristic of the anomeric protons in axial configuration ( $\beta$  anomer). This is further supported for the coupling constant whose value is 7.9 Hz. No signals were detected around 5 ppm ruling out the existence of the  $\alpha$  anomer. This result confirms that no mutarotation exists, which indicates that the butyl group is directly bound to the oxygen in the anomeric carbon forming an acetal group (Bubb, 2003; Irazoqui et al., 2009). Below 2 ppm, three signals are shown characteristic of a hydrocarbon chain: a quintuplet at 1.63 ppm ascribed to a methylene group, a sextuplet at 1.4 ppm ascribed to a methylene and a triplet at 0.93 ppm ascribed to a methyl group. Ten major signals are observed in the <sup>13</sup>C NMR spectrum, from which six are characteristic of a pyranosyl group and four correspond to a

hydrocarbon chain. At 102.73 ppm a signal is observed ascribed to the anomeric carbon, in which the hydrogen atom is bound in axial position. The other five signals of the pyranosic ring are at 75.09, 70.79, 70.20, 68.66, and 60.88 ppm. There are four signals that can be ascribed to a butyl group at 72.76, 30.9, 18.47, and 13.08 ppm, from which the first three can be ascribed to methylene groups and the fourth to a methyl group. The signal at 72.76 ppm correspond to the carbon directly linked to the oxygen atom in the pyranosic ring (Bubb, 2003; Charoensapyanan et al., 2016; Zou et al., 2016). For the complete ascription of the observed signals, <sup>1</sup>H-<sup>1</sup>H COSY and <sup>13</sup>C-<sup>1</sup>H HSQC bidimensional spectroscopy was used. Results for the ascribed signals are shown in **Figure 5** and **Table 3**.

Results obtained in this section are in full agreement with the catalytic mechanism of  $\beta$ -galactosidases (Vera et al., 2020). This enzyme is classified as a retaining enzyme, namely, one that retains the anomeric configuration of the donor substrate in the product, so that a  $\beta$ -glycosidic bond between the galactose moiety and the butyl group was expected. Also, the condensation of the hydroxyl group in 1-butanol with the anomeric carbon in the galactose moiety was expected as result of the transgalactosylation reaction.

## CONCLUSION

The effect of the main operating variables (temperature and reaction mixture composition) on the enzymatic synthesis of butyl- $\beta$ -galactoside in the ternary system acetone/1-butanol/aqueous solution was elucidated. Furthermore, the best combination of these variables was determined in order to maximize  $Y$ . To do so, the first step was to study the liquid–liquid equilibrium of the reaction mixture components, defining the single and two-phase regions. Afterward, the synthesis of butyl- $\beta$ -galactoside was conducted at three general conditions: single-phase ternary system, two-phase ternary system and two-phase binary system (0% acetone). In this way, the effect of cosolvent concentration and the number of liquid phases was determined. Acetone proved to be highly inactivating for the enzyme at 50°C. However, this effect was not perceived at 30°C. At the latter temperature and 30/50/20% (w/w) of acetone/1-butanol/aqueous solution a  $Y$  value close to 1 mol mol<sup>-1</sup> was obtained for the free enzyme. This was due to the transition from a two-phase to a single-phase system, which provoked a huge increase in the 1-butanol concentration and a reduction in the water activity, leading to an almost complete suppression of the hydrolytic reactions. The use of a cosolvent for increasing the miscibility of the fatty alcohol is not new and usually has shown to have a negative impact on  $Y$  and  $\pi$ . Thus, the merit of this research lies in the successful use of acetone as cosolvent, which is a cheap and environmentally friendly organic solvent. When the immobilized enzyme was used lower  $Y$  values were obtained. Since mass transfer limitations were discarded, it is hypothesized that the hydrophilic milieu of agarose reduced the reaction selectivity. This issue will be addressed in further studies by evaluating different supports and functionalizations. The chemical structure of butyl- $\beta$ -galactoside was determined by

NMR and FT-IR, being in full agreement with the expected one from mechanistic considerations.

## DATA AVAILABILITY STATEMENT

The datasets presented in this article are not readily available because they will be available only for non-profit related purposes. Requests to access the datasets should be directed to CV, carlos.vera.v@usach.cl.

## AUTHOR CONTRIBUTIONS

DA carried out most experiments. FM-G conducted the NMR analyses and the remaining authors contributed to the

experimental design and writing of the manuscript. All authors contributed to the article and approved the submitted version.

## FUNDING

This work was funded by Fondecyt Grants 11180282 and 1190104 (Chilean National Agency of Research and Development, ANID).

## ACKNOWLEDGMENTS

We acknowledge the Vicerrectoría de Investigación, Desarrollo e Innovación (Vridei) from the Universidad de Santiago de Chile for its valuable support.

## REFERENCES

- Bahamondes, C., Álvaro, G., Wilson, L., and Illanes, A. (2017). Effect of enzyme load and catalyst particle size on the diffusional restrictions in reactions of synthesis and hydrolysis catalyzed by  $\alpha$ -chymotrypsin immobilized into glyoxal-agarose. *Process Biochem.* 53, 172–179. doi: 10.1016/j.procbio.2016.12.004
- Balzer, D., and Lueders, H. (eds) (2000). *Nonionic Surfactants: Alkyl Polyglucosides*. New York, NY: CRC Press.
- Brena, B. M., Irazoqui, G., Giacomini, C., and Batista-Viera, F. (2003). Effect of increasing co-solvent concentration on the stability of soluble and immobilized  $\beta$ -galactosidase. *J. Mol. Catal. B Enzym.* 21, 25–29. doi: 10.1016/S1381-1177(02)00129-7
- Bubb, W. A. (2003). NMR spectroscopy in the study of carbohydrates: characterizing the structural complexity. *Concepts Magn. Reson.* 19A, 1–19. doi: 10.1002/cmr.a.10080
- Charoensapyanan, R., Ito, K., Rudeekulthamrong, P., and Kaupiboon, J. (2016). Enzymatic synthesis of propyl- $\alpha$ -glycosides and their application as emulsifying and antibacterial agents. *Biotechnol. Bioprocess. Eng.* 21, 389–401. doi: 10.1007/s12257-016-0013-z
- Chen, X. Y., and Gänzle, M. G. (2017). Lactose and lactose-derived oligosaccharides: more than prebiotics? *Int. Dairy J.* 67, 61–72. doi: 10.1016/j.idairyj.2016.10.001
- García-Arellano, H., Gonzalez-Alfonso, J. L., Ubilla, C., Comelles, F., Alcalde, M., Bernabé, M., et al. (2019). Production and surfactant properties of tert-butyl  $\alpha$ -D-glucopyranosides catalyzed by cyclodextrin glucanotransferase. *Catalysts* 9:575. doi: 10.3390/catal9070575
- Gargouri, M., Smaali, I., Maugard, T., Legoy, M. D., and Marzouki, N. (2004). Fungus  $\beta$ -glycosidases: immobilization and use in alkyl- $\beta$ -glycoside synthesis. *J. Mol. Catal. B Enzym.* 29, 89–94. doi: 10.1016/j.molcatb.2003.11.020
- Gaudin, T., Lu, H., Fayet, G., Berthauld-Drelich, A., Rotureau, P., Pourceau, G., et al. (2019). Impact of the chemical structure on amphiphilic properties of sugar-based surfactants: a literature overview. *Adv. Colloid Interf. Sci.* 270, 87–100. doi: 10.1016/j.cis.2019.06.003
- Guerrero, C., Aburto, C., Suárez, S., Vera, C., and Illanes, A. (2018). Effect of the type of immobilization of  $\beta$ -galactosidase on the yield and selectivity of synthesis of transgalactosylated oligosaccharides. *Biocatal. Agric. Biotechnol.* 16, 353–363. doi: 10.1016/j.bcab.2018.08.021
- Guerrero, C., Aburto, C., Suárez, S., Vera, C., and Illanes, A. (2020). Improvements in the production of *Aspergillus oryzae*  $\beta$ -galactosidase crosslinked aggregates and their use in repeated-batch synthesis of lactulose. *Int. J. Biol. Macromol.* 142, 452–462. doi: 10.1016/j.ijbiomac.2019.09.117
- Guerrero, C., Vera, C., Araya, E., Conejeros, R., and Illanes, A. (2015). Repeated-batch operation for the synthesis of lactulose with  $\beta$ -galactosidase immobilized by aggregation and crosslinking. *Bioresour. Technol.* 190:39. doi: 10.1016/j.biortech.2015.04.039
- Guerrero, C., Vera, C., and Illanes, A. (2017a). Synthesis of lactulose in batch and repeated-batch operation with immobilized  $\beta$ -galactosidase in different agarose functionalized supports. *Bioresour. Technol.* 230, 56–66. doi: 10.1016/j.biortech.2017.01.037
- Guerrero, C., Vera, C., Serna, N., and Illanes, A. (2017b). Immobilization of *Aspergillus oryzae*  $\beta$ -galactosidase in an agarose matrix functionalized by four different methods and application to the synthesis of lactulose. *Bioresour. Technol.* 232, 53–63. doi: 10.1016/j.biortech.2017.02.003
- Gustianthy, A. P., Krisnandi, Y. K., and Usman, U. (2019). Application of non ionic surfactant- alkylpolyglucoside as chemical flooding. *Int. J. Chem. Eng. Appl.* 10, 121–125. doi: 10.18178/ijcea.2019.10.4.753
- Hoffmann, C., Grey, C., Pinelo, M., Woodley, J. M., Daugaard, A. E., and Adlercreutz, P. (2020). Improved alkyl glycoside synthesis by transglycosylation through tailored microenvironments of immobilized  $\beta$ -Glucosidase. *Chempluschem* 85, 137–141. doi: 10.1002/cplu.201900680
- Hronská, H., Mastihuba, V., Tokošová, S., and Rosenberg, M. (2016). Semicontinual synthesis of alkyl galactosides using  $\beta$ -galactosidase entrapped in polyvinylalcohol hydrogel. *Biocatal. Biotransform.* 34, 219–225. doi: 10.1080/10242422.2016.1247827
- Illanes, A. (2011). Whey upgrading by enzyme biocatalysis. *Electron. J. Biotechnol.* 14, 1–28. doi: 10.2225/vol14-issue6-fulltext-11
- Irazoqui, G., Giacomini, C., Batista-Viera, F., Brena, B. M., Cardelle-Cobas, A., Corzo, N., et al. (2009). Characterization of galactosyl derivatives obtained by transgalactosylation of lactose and different polyols using immobilized  $\beta$ -galactosidase from *Aspergillus oryzae*. *J. Agric. Food Chem.* 57, 11302–11307. doi: 10.1021/jf901834k
- Ismail, A., Linder, M., and Ghoul, M. (1999). Optimization of butylgalactoside synthesis by  $\beta$ -galactosidase from *Aspergillus oryzae*. *Enzyme Microb. Technol.* 25, 208–213. doi: 10.1016/S0141-0229(99)00028-9
- Joshi, D. R., and Adhikari, N. (2019). An overview on common organic solvents and their toxicity. *J. Pharm. Res. Int.* 28, 1–18. doi: 10.9734/jpri/2019/v28i330203
- Kumar, P., Ryan, B., and Hennehan, G. T. M. (2017).  $\beta$ -Glucosidase from *Streptomyces griseus*: nanoparticle immobilisation and application to alkyl galactoside synthesis. *Protein Expr. Purif.* 132, 164–170. doi: 10.1016/j.pep.2017.01.011
- Lang, M., Kamrat, T., and Nidetzky, B. (2006). Influence of ionic liquid cosolvent on transgalactosylation reactions catalyzed by thermostable  $\beta$ -glycosylhydrolase CelB from *Pyrococcus furiosus*. *Biotechnol. Bioeng.* 95, 1093–1100. doi: 10.1002/bit.21068
- Maggio, E. T. (2012). Polysorbates, peroxides, protein aggregation, and immunogenicity - a growing concern. *J. Excipients Food Chem.* 3, 45–53.
- Mahjoubi, N., Fazeli, A., Dinarvand, R., Khoshayand, M. R., Shekarchi, M., and Fazeli, M. R. (2017). Effect of nonionic surfactants (dodecyl maltoside and polysorbate 20) on prevention of aggregation and conformational changes of recombinant human IFN $\beta$ \_1b induced by light. *Iran. J. Pharm. Res.* 16, 103–111. doi: 10.22037/ijpr.2017.1973
- Maňko, D., and Zdziennicka, A. (2015). Sugar-based surfactants as alternative to synthetic ones. *Ann. UMCS Chem.* 70, 161–168. doi: 10.1515/umcschem-2015-0012

- Mateo, C., Palomo, J. M., Fernandez-Lorente, G., Guisan, J. M., and Fernandez-Lafuente, R. (2007). Improvement of enzyme activity, stability and selectivity via immobilization techniques. *Enzyme Microb. Technol.* 40, 1451–1463. doi: 10.1016/j.enzmictec.2007.01.018
- Miranda-Molina, A., Xolalpa, W., Strompen, S., Arreola-Barroso, R., Olvera, L., López-Munguía, A., et al. (2019). Deep eutectic solvents as new reaction media to produce alkyl-glycosides using alpha-amylase from *Thermotoga maritima*. *Int. J. Mol. Sci.* 20:15439. doi: 10.3390/ijms20215439
- Monsan, P., Paul, F., Pelenc, V., and Boures, E. (1996). Enzymatic production of  $\alpha$ -butylglucoside and its fatty acid esters. *Ann. N. Y. Acad. Sci.* 799, 633–641. doi: 10.1111/j.1749-6632.1996.tb33268.x
- Palei, S. (2010). *Salt Effect On Liquid-Liquid Equilibrium Of The System Water + 1-Butanol + Acetone At 298 K: Experimental Determination*. Available online at: <https://core.ac.uk/download/pdf/53187588.pdf> (accessed March 19, 2019).
- Rather, M., and Mishra, S. (2013).  $\beta$ -Glycosidases: an alternative enzyme based method for synthesis of alkyl-glycosides. *Sustain. Chem. Process.* 1:7. doi: 10.1186/2043-7129-1-7
- Santos, F. S., D'Ávila, S. G., and Aznar, M. (2001). Salt effect on liquid-liquid equilibrium of water+1-butanol+acetone system: experimental determination and thermodynamic modeling. *Fluid Phase Equilib.* 18, 265–274. doi: 10.1016/S0378-3812(01)00541-6
- Starchem Enterprises Limited (2019). *Alkyl Polyglycoside*. Available online at: <https://www.tichemindustry.com/alkyl-polyglucosides> (accessed February 20, 2020).
- United States Environmental Protection Agency (2012). *DfE Alternatives Assessment for Nonylphenol Ethoxylates*. Available online at: [https://www.epa.gov/sites/production/files/2014-06/documents/npe\\_final.pdf](https://www.epa.gov/sites/production/files/2014-06/documents/npe_final.pdf) (accessed May 8, 2019).
- Van Rantwijk, F., Woudenberg-Van Oosterom, M., and Sheldon, R. A. (1999). Glycosidase-catalysed synthesis of alkyl glycosides. *J. Mol. Catal. B Enzym.* 6, 511–532. doi: 10.1016/S1381-1177(99)00042-9
- Vera, C., Guerrero, C., Aburto, C., Cordova, A., and Illanes, A. (2020). Conventional and non-conventional applications of  $\beta$ -galactosidases. *Biochim. Biophys. Acta Proteins Proteom.* 1868:140271. doi: 10.1016/j.bbapap.2019.140271
- Vera, C., Guerrero, C., Wilson, L., and Illanes, A. (2017a). Optimization of reaction conditions and the donor substrate in the synthesis of hexyl- $\beta$ -D-galactoside. *Process Biochem.* 58, 128–136. doi: 10.1016/j.procbio.2017.05.005
- Vera, C., Guerrero, C., Wilson, L., and Illanes, A. (2017b). Synthesis of butyl- $\beta$ -D-galactoside with commercial  $\beta$ -galactosidases. *Food Bioprod. Process.* 103, 66–75. doi: 10.1016/j.fbp.2017.02.007
- Vera, C., Guerrero, C., Wilson, L., and Illanes, A. (2017c). Synthesis of propyl- $\beta$ -D-galactoside with free and immobilized  $\beta$ -galactosidase from *Aspergillus oryzae*. *Process Biochem.* 53, 162–171. doi: 10.1016/j.procbio.2016.11.024
- Wang, F., Huang, D., Ma, Y., Zhang, F., and Linhardt, R. J. (2019). Preparation of salidroside with n-butyl  $\beta$ -D-glucoside as the glycone donor via a two-step enzymatic synthesis catalyzed by immobilized  $\beta$ -glucosidase from bitter almonds. *Biocatal. Biotransform.* 37, 246–260. doi: 10.1080/10242422.2018.1549236
- Woudenberg-van Oosterom, M., Van Belle, H. J. A., Van Rantwijk, F., and Sheldon, R. A. (1998). Immobilised  $\beta$ -galactosidases and their use in galactoside synthesis. *J. Mol. Catal. A Chem.* 134, 267–274. doi: 10.1016/S1381-1169(98)00045-4
- Zou, M., Chen, J., Wang, Y., Li, M., Zhang, C., and Yang, X. (2016). Alcoholysis of starch to produce alkyl polyglycosides with sub-critical isoocetyl alcohol. *J. Surfact. Deterg.* 19, 879–884. doi: 10.1007/s11743-016-1832-9

**Conflict of Interest:** The authors declare that the research was conducted in the absence of any commercial or financial relationships that could be construed as a potential conflict of interest.

Copyright © 2020 Ahumada, Arenas, Martínez-Gómez, Guerrero, Illanes and Vera. This is an open-access article distributed under the terms of the Creative Commons Attribution License (CC BY). The use, distribution or reproduction in other forums is permitted, provided the original author(s) and the copyright owner(s) are credited and that the original publication in this journal is cited, in accordance with accepted academic practice. No use, distribution or reproduction is permitted which does not comply with these terms.