



## OPEN ACCESS

## EDITED BY

Raffaele d'Isa,  
San Raffaele Scientific Institute (IRCCS), Italy

## REVIEWED BY

Rudy Boonstra,  
University of Toronto Scarborough, Canada  
Jill Mateo,  
The University of Chicago, United States  
Hans-Peter Lipp,  
University of Zürich, Switzerland

## \*CORRESPONDENCE

Scott Nunes  
✉ nunes@usfca.edu

RECEIVED 14 June 2023

ACCEPTED 10 August 2023

PUBLISHED 23 August 2023

## CITATION

Nunes S (2023) Animal-friendly behavioral testing in field studies: examples from ground squirrels.

*Front. Behav. Neurosci.* 17:1239774.

doi: 10.3389/fnbeh.2023.1239774

## COPYRIGHT

© 2023 Nunes. This is an open-access article distributed under the terms of the [Creative Commons Attribution License \(CC BY\)](https://creativecommons.org/licenses/by/4.0/). The use, distribution or reproduction in other forums is permitted, provided the original author(s) and the copyright owner(s) are credited and that the original publication in this journal is cited, in accordance with accepted academic practice. No use, distribution or reproduction is permitted which does not comply with these terms.

# Animal-friendly behavioral testing in field studies: examples from ground squirrels

Scott Nunes\*

Department of Biology, University of San Francisco, San Francisco, CA, United States

Field studies of behavior provide insight into the expression of behavior in its natural ecological context and can serve as an important complement to behavioral studies conducted in the lab under controlled conditions. In addition to naturalistic observations, behavioral testing can be an important component of field studies of behavior. This mini review evaluates a sample of behavioral testing methods in field studies to identify ways in which behavioral testing can be animal-friendly and generate ethologically relevant data. Specific examples, primarily from studies of ground squirrels, are presented to illustrate ways in which principles of animal-friendly behavioral testing can be applied to and guide testing methods. Tests conducted with animals in their natural habitat and that elicit naturally occurring behavioral responses can minimize stress and disturbance for animals, as well as disruption of the larger ecosystem, and can have high ethological validity. When animals are trapped or handled as part of a study, behavioral testing can be incorporated into handling procedures to reduce overall disturbance. When behavior is evaluated in a testing arena, the arena can be designed to resemble natural conditions to increase the ethological relevance of the test. Efforts to minimize time spent in testing arenas can also reduce disturbance to animals. Adapting a behavioral test to a species or habitat conditions can facilitate reduced disruption to subjects and increased ethological relevance of the test.

## KEYWORDS

animal-friendly, animal welfare, behavioral testing, field study, ground squirrel, rodent

## Introduction

Behavioral testing typically involves exposing an animal to a specific situation to assess a behavioral variable, and is an important component of neuroscience which can help elucidate elements of behavior under standardized conditions (Hernández-Arteaga and Ågmo, 2023). Laboratory studies are amenable to experimentally manipulating variables and conducting behavioral tests in controlled settings, and are important in establishing causal relationships between neural systems and expression of behavior. Field studies of behavior are less controlled, but allow for evaluation of behavior under naturalistic conditions in the context of the behavioral ecology of animals, and can serve as an important complement to laboratory studies (Nunes and Monroy Montemayor, 2023). In some cases, field studies provide information about behavior through basic observation of animals. For example,

observation can provide information about motor skills associated with behavior and social interactions among individuals, as well as about how they vary among groups of individuals and change during development or across the lifespan (Meyer and Weber, 1996; Rho et al., 2007; Blumstein et al., 2013; Lee and Moss, 2014; Palagi, 2018; Gallo et al., 2021; Nolfo et al., 2021). Behavioral testing in a naturalistic field setting can reinforce observations, and in some cases provide a more feasible alternative to observation. For example, behavioral testing can be useful in the study of nocturnal or secretive animals whose behavior is difficult to directly observe, or in studies of rare events such as the threat of predation that might occur infrequently during regular observations (Tinbergen, 1948; Holekamp, 1986; Brehm et al., 2020). In developmental studies, behavioral testing can allow for finer-scale evaluation of behavior at specific time points or evaluation of behavioral changes across developmental periods. Moreover, behavioral testing can allow for data to be collected under uniform conditions, thereby controlling for possible variations in animals' social or physical environments (Nunes and Monroy Montemayor, 2023).

Recently, d'Isa and Gerlai (2023) proposed guidelines for behavioral testing in lab settings that focus on the well-being of animals and relevance of the testing to the question being evaluated. They noted that minimizing stress during tests contributes to the ethical treatment of subjects, and also reduces possible confounding effects of stress on the outcome of tests. They further suggested that minimizing subjects' contact with human handlers and designing tests that reflect the expression of behavior in naturally occurring contexts increase the reliability and replicability of tests, making results of tests more generalizable to settings beyond the lab. The guidelines proposed by d'Isa and Gerlai (2023) for animal-friendly behavioral testing in lab studies are also applicable to field studies. However, minimizing disruption to subject animals and the wider ecosystem are additional considerations in field studies. Trapping and handling methods, habitat features including anthropogenic alterations to the environment, and in some cases the presence of humans can generate physiological stress responses and influence behavior in free-living animals (Calsi and Bentley, 2009; Johnstone et al., 2012; Boonstra, 2013; Yardimci et al., 2013; Balestri et al., 2014; Huber et al., 2017; Boyle et al., 2021; Fardell et al., 2021). Benefits of field studies include evaluation of behavior in the context in which it naturally occurs and under which it evolved; however, behavioral testing that causes a high degree of disturbance to animals or their habitat can alter this context and negate the value of studying behavior in the field (Buchanan et al., 2012; Sikes et al., 2016).

Here I evaluate behavioral testing in field studies of free-living animals. Rodents are commonly used as model systems in lab and field studies of behavior. Ground squirrels in particular are amenable to behavioral studies in the field because they are diurnal, have relatively short life cycles (making developmental or longitudinal studies tractable), have relatively small home areas, typically occur at moderate to high population density within their habitats, and are fairly easy to handle (Wolff and Sherman, 2007). I assess behavioral testing methods in the context of their friendliness and ethological relevance to subject animals and provide some specific examples, primarily from studies of ground squirrels. I focus on basic tenets of animal-friendly testing including (1) minimizing stress to subject animals, (2) reducing disturbances to subject animals and their habitat, (3) creating standardized

conditions for tests, and (4) developing tests germane to the ethology and behavioral ecology of animals. The goal here is to illustrate basic ways that these principles can be applied to and guide behavioral testing of free-living animals.

## Motor skill and development

Field studies of motor development have helped elucidate various features of behavior, including development of anti-predator behavior, benefits of juvenile play, the timing of natal dispersal, and energetic costs of behavioral development (Nunes et al., 2004; Berghänel et al., 2015; Carter et al., 2019; Gallo et al., 2021). Development of motor and executive areas of the brain extends into the juvenile period in a wide range of animals (Watson et al., 2006; Stiles and Jernigan, 2010; White and Sillitoe, 2013; Sakai and Sugiyama, 2018), and field studies of motor development can help to identify possible periods of motor and behavioral development in the brain of species not commonly studied in the lab (Carter et al., 2019). In studies of larger animals or animals with relatively long periods of juvenile development, evaluation of motor function and motor development typically involves longitudinal observation or videotaping of motor skills displayed during regular activity, to monitor performance of behavior and improvement in motor skill and coordination over time (Berghänel et al., 2015; Carter et al., 2019; Gallo et al., 2021).

Behavioral testing to evaluate motor skill might not provide the same ecological context as naturalistic observations, but can allow for assessment of motor skill on a finer scale and with greater standardization of conditions than basic observations. For example, Nunes et al. (2004) evaluated development of motor skill in juvenile Belding's ground squirrels (*Urocitellus beldingi*) with tests that required increasingly skilled behavior to progress through the task (Figure 1). Squirrels in this species have a relatively short period of juvenile development and because of their small size can be collected and handled with relatively simple and quick procedures, helping to minimize overall disruption to the animals. Testing that involved progression through different skill levels revealed emergence of new skills and increased motor proficiency at different points of development, and controlled for the possibility that the testing procedure itself provided practice and promoted development of specific skills. To mitigate disruptions associated with testing, tests were conducted in squirrels' home areas, which avoided transporting squirrels. Squirrels were tested immediately after being collected and were released immediately after tests were completed, to minimize the time they were removed from their home environment.

## Alarm calls

Many species across a range of taxa use alarm calls to communicate information about predators or other potential threats (Slobodchikoff, 2010; Gill and Bierema, 2013; Townsend and Manser, 2013). Within a species, animals can vary alarm vocalizations to encode specific information such as the degree or imminence of danger posed by a predator or potential threat (Zuberbühler et al., 1997; Zuberbühler, 2000; Murphy et al., 2013;




FIGURE 1

Motor skill test for Belding's ground squirrels. Squirrels were placed on a cylindrical wooden rod (A), and their responses were observed. Squirrels could immediately fall, hang on rod (B), climb onto the rod and perch with the body perpendicular to the rod (C), balance on the rod with body perpendicular to the rod (D), walk along the rod, or jump from the rod to the edge of the arena. Squirrels were given scores based on the final outcome of the test, with scores increasing with the difficulty of skills needed to achieve an outcome. Tests were terminated when the squirrel fell off the rod, jumped to the rim of the arena, or after 1 min, whichever came first. Adapted from Nunes et al. (2004).

Coye et al., 2015; Carlson et al., 2017). Because alarm calls communicate information about possible danger, they can elicit specific vigilant or antipredator behavioral responses, as well as physiological responses, in conspecifics who hear the calls (Mateo, 2010; Silvestri et al., 2019; McRae, 2020; Lawson et al., 2021). Evaluation of alarm calls during trapping procedures can provide information about the health status of yellow-bellied marmots (*Marmota flaviventris*; Nash et al., 2020). Moreover, playing recordings of alarm vocalizations can serve as a minimally disruptive testing method for evaluating various elements of vigilant or antipredator behavior. Recordings present stimuli that animals encounter during regular activity, and evoke responses germane to the behavioral ecology of animals. For example, playback of alarm calls have been an important component of behavioral testing in studies assessing variation among individuals in antipredator behavior, the influence of social relationships on perceptions of threat and safety, and responsiveness to communication and signaling from different species or different populations of the same species (Aschmeier and Maher, 2011; Lea and Blumstein, 2011; Makenbeach et al., 2013; Blumstein et al., 2017; Lengagne et al., 2020).

Studies of ground squirrels involving playback of alarm calls have also evaluated the trade-off between body condition and vigilance. Arenz and Leger (2000) supplemented some juvenile thirteen lined ground squirrels (*Ictidomys tridecencineatus*) with high energy food to manipulate body mass and body condition. They observed the vigilant and foraging behavior of juveniles, and found that unsupplemented juveniles foraged more and displayed less vigilant behavior than did supplemented juveniles. Bachman (1993) similarly manipulated body condition of adult and yearling female Belding's ground squirrels by supplementing some squirrels with high energy food. She later set up behavioral testing stations with high energy food, and played recordings of alarm calls to assess vigilant responses when squirrels came to feed. Unprovisioned squirrels expressed less vigilant behavior and were more likely to continue feeding when alarm calls were played. These two studies took different approaches to evaluate similar research questions, but their approaches acted synergistically to increase the reliability of the finding that animals may reduce vigilance in favor of foraging when they have smaller energy reserves. Behavioral testing provided evaluation of behavior under

relatively uniform conditions, whereas naturalistic observations demonstrated a tradeoff between vigilance and foraging in the daily activity of individuals.

## Temperament

Expression of behavior varies among individuals, and behavioral traits of individuals that show consistency over time and across situations are generally referred to as temperament. Elements of temperament comprise behaviors that vary along continua. For example, the caution-boldness continuum includes responses to risks or threats, the avoidance-exploration continuum includes responses to novel objects or situations, and the docility continuum includes the degree to which responses in a situation are passive vs. active (Sih et al., 2004; Réale et al., 2007, 2010; Herde and Eccard, 2013; Petelle et al., 2013). Evaluation of temperament has a range of important applications to the study of human mental health, neural correlates of behavior, physiological responses to stress, the welfare of captive animals, social behavior and social interaction, antipredator behavior, space use, dispersal, behavioral development, and an array of ecological variables (Carere et al., 2001; Dingemans et al., 2004; Both et al., 2005; Boon et al., 2008; Clary et al., 2014; Vetter et al., 2016; Rasmussen and Belk, 2017; Hecht et al., 2021; MacGregor et al., 2021; Pomerantz and Capitanio, 2021; Wauters et al., 2021; Skinner et al., 2022; Luciano et al., 2023; Nunes and Monroy Montemayor, 2023). Here I discuss behavioral testing methods related to assessing elements of temperament, and provide examples of methods used to evaluate development of temperament along the caution-boldness and docility continua in Belding's ground squirrels.

Flight-initiation distance tests (henceforth flight tests) gauge the distance at which an individual flees from an approaching human and are commonly used to evaluate temperament along the caution-boldness continuum (Ydenberg and Dill, 1986; Blumstein, 2003; Runyan and Blumstein, 2004). Flight is an antipredator response, and flight tests are considered to provide a measure of caution or boldness in response to a threat (Cooper, 2009; Petelle et al., 2013). Flight tests elicit a response among subjects, but do not require trapping or handling, minimizing stress to subject animals and disturbance to the local habitat. Flight tests have been

an integral component of a range of studies addressing diverse research questions related to energetic influences on behavior, behavioral strategies in reproduction, behavioral adaptations to local environmental conditions, species distributions based on interactions between behavior and habitat, and behavioral responses to climate change (Shuai et al., 2019, 2022; Pereira et al., 2020; Satterfeld and Johnson, 2020; Stamoulis et al., 2020; Díaz et al., 2021; Hamao et al., 2021; Ventura et al., 2021; Mikula et al., 2023).

The ethological relevance of flight tests can vary. Some species do not distinguish between human intruders and natural predators, and flight distances during tests do not differ when individuals are approached by a human compared to a predator (e.g., Asunsolo-Rivera et al., 2023). However, other species have nuanced responses to threats and discriminate between different levels of threat or different types of predators, and flight distances in response to human intruders can differ from those in response to actual predators (Allan et al., 2021; Morelli et al., 2022). Thus, in studies specifically evaluating antipredator behavior, rather than temperament in general, behavioral observations of responses to predators would increase the reliability of results obtained from flight tests.

Prior interactions with people and levels of local human activity can influence the outcomes of flight tests. During repeated trials over a short time period, test subjects can become habituated to human intruders and flee at shorter approach distances (Petelle et al., 2013). Similarly, in areas with high human population density, animals can become acclimated to people and flee at shorter distances during flight tests (Ekanayake et al., 2022). In some cases, influences of human activity on results of flight tests can be applied to understanding human-wildlife coexistence and can provide insights into behavioral responses to environmental changes caused by anthropogenic activity (Pettit et al., 2021; Mikula et al., 2023).

Because flight tests do not involve trapping or handling animals and mimic disturbances individuals might encounter during regular activity, they can be useful in evaluating behavioral development without introducing variables that could potentially influence developmental processes. Shehan et al. (2023) developed a flight test to assess a possible association between play behavior and the development of cautious responses in juvenile Belding's ground squirrels (Figure 2). They evaluated distances at which juvenile squirrels first noticed and then fled from a human intruder, with greater distances reflecting greater caution. They observed that caution increased as juveniles got older and increases were positively correlated with rates of social play, raising the possibility that play behavior may have a role in development of cautious responses in young squirrels.

Ramos et al. (2023) noted that individual responses to trapping or handling can provide information about temperament and suggested that disturbances to animals can be reduced by incorporating assessment of temperament into regular data collection procedures that involve trapping and handling. Evaluation of docility in particular is amenable to being integrated into handling methods. For example, Kannan et al. (2022) used passive vs. active responses of captive goats (*Caprus hircus*) while being weighed as a measure of excitability. Petelle et al. (2013) used passive vs. active responses of free-living

yellow-bellied marmots while in traps as a measure of docility. Underhill et al. (2021) evaluated docility in free-living mice (*Peromyscus leucopus* and *P. maniculatus*) and DeRango et al. (2019, 2021) evaluated docility in free-living Galápagos sea lions (*Zalophus wollebaeki*) as the degree to which individuals struggled while being handled. Measurements of docility during handling and trapping have limits in that they do not directly reflect behaviors expressed during regular activity in animals' natural habitat. However, they are generally considered to represent tendencies toward reactive or proactive behaviors not related to threats or novelty, and have been important in studies of behavioral and physiological stress responses, behavioral plasticity, behavioral development, stability of individual behavior across the lifespan, and the degree to which behavioral traits can predict other features of behavior (Réale et al., 2000, 2009; Petelle et al., 2013, 2015, 2017; DeRango et al., 2019, 2021; Underhill et al., 2021; Kannan et al., 2022).

Hurst-Hopf et al. (2023) evaluated the relationship between play behavior and the development of temperament along the docility continuum in Belding's ground squirrels. Docility tests were incorporated into handling procedures, and consisted of holding juvenile squirrels and videotaping their responses for 30 s (Figure 3). Responses shifted to being less passive and more active as juveniles got older. This shift was correlated with rates of social play, raising the possibility that play behavior may refine development of temperament in young squirrels. Responses during docility tests were not directly generalizable to specific behaviors within the behavioral repertoires of squirrels, but contributed to formulation of a developmental hypothesis suggesting that as juvenile squirrels venture farther from the natal burrow, behavioral responses become more proactive to facilitate gathering of information about the social and physical environment, while cautious responses increase to reduce vulnerability to predation (Nunes and Monroy Montemayor, 2023).

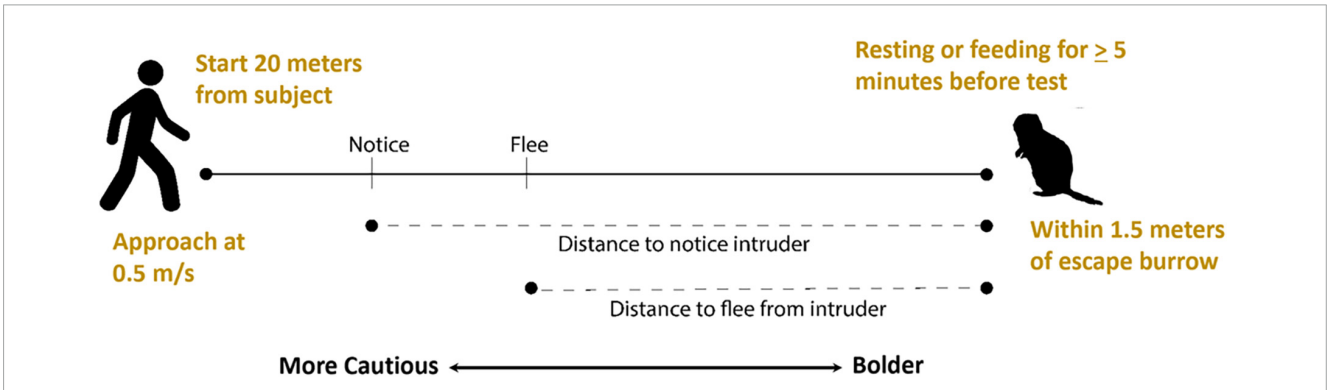
## Remote monitoring

Technologies that allow for monitoring animals remotely without the presence of people can reduce disruption to animals and their habitats and eliminate confounding effects that may be associated with human observers nearby (Trathan and Emmerson, 2014). Radio-frequency identification (RFID) systems have important applications for remote monitoring in behavioral testing in free-living rodents as well as a range of other vertebrates (Dell'Omo et al., 1998; Ousterhout and Semlitsch, 2014; Fetherman et al., 2017; Hughes et al., 2021; Stryjek et al., 2021; Harrison and Kelly, 2022). In RFID systems, a small passive-integrated transponder (PIT) tag is implanted subcutaneously using a minimally-invasive procedure. The PIT tag facilitates lifetime identification of an individual without external tagging or marking. Antennas can be set up to read PIT tags and record the presence or movement of animals at burrow entrances or nesting sites, natural foraging patches, experimental feeding stations, or established runways regularly used by animals (Dell'Omo et al., 1998). Remote monitoring with RFID technology can have important applications in a range of studies of free-living rodents including evaluation

of exploratory behavior, risk perception and aversion, structure of social grouping, environmental effects on social affiliation and activity patterns, and effects of social connection on disease transmission and immune system responses (Perony et al., 2012; Schuett et al., 2012; Scheibler et al., 2013, 2014; Halliday et al., 2014; König et al., 2015; Lopes et al., 2016, 2020; Bleicher et al., 2018; He et al., 2019; Evans et al., 2021).

## Heuristic approaches to design new animal-friendly behavioral tests


Finding ways to adapt behavioral tests to a specific research question, species, or habitat conditions can increase the ethological and ecological relevance of a study and reduce disruption to subjects. For example, Drayton and Santos (2017) evaluated the



**FIGURE 2** Flight initiation distance (flight) tests for Belding’s ground squirrels. A human intruder identifies a subject who has been feeding or resting continuously for at least 5 min, starts at a set distance from the squirrel, walks at a constant rate toward the squirrel, and marks the distances at which the squirrel notices and flees from the intruder with greater distances reflecting greater caution.



**FIGURE 3** Docility tests for Belding’s ground squirrels. Squirrels are held and their responses are recorded for 30 s. Responses such as remaining still (A) are scored as passive, and responses such as biting the handler’s glove (B) or struggling to escape (C) are recorded as active. Docility scores are calculated as the number of seconds during tests that juveniles are passive. Adapted from Hurst-Hopf et al. (2023).



**FIGURE 4** Problem-solving test for Belding’s ground squirrels. A squirrel is placed in a testing arena, and the amount of time needed for the squirrel to escape is recorded (A). Methods of escape include using objects from the squirrel’s natural environment such as branches (B) and rocks (C).

degree to which non-human animals are aware of what other individuals know. They worked with a population of rhesus macaques (*Macaca mulatta*) on the island of Cayo Santiago in Puerto Rico where macaques are accustomed to the presence of humans. They set up a testing station with behavioral tests that involved macaques following the gaze of a human, and conducted tests when macaques entered the testing area on their own. Drayton and Santos (2017) considered specific features of the population from which subjects were drawn, taking advantage of the macaques' freedom to roam across the island and familiarity with humans to design an animal-friendly behavioral test that did not involve handling macaques or interfering with their regular activity. Moreover, they made use of a behavioral response (gaze-following) present in the animals' natural behavioral repertoire. Macaques followed the gaze of a human observing an object, and the macaques' gaze-following varied with how familiar the human was with the object, suggesting that macaques are cognizant of what other individuals know.

Marks et al. (2017) evaluated the relationship between play behavior in juvenile Belding's ground squirrels and development of the ability to navigate novel situations. They designed a behavioral test that involved placing a juvenile squirrel in an unfamiliar testing arena and recording the amount of time the squirrel needed to escape from the arena. Although the test was conducted in an arena rather than the squirrels' natural habitat, attempts were made to have the arena mimic the natural habitat by equipping it with objects that squirrels encounter in their habitat during regular activity, such as branches and rocks, that could be used as an aid to escape from the arena (Figure 4). Tests were terminated after 1 min if squirrels had not escaped by then, to minimize disturbance to squirrels. In addition to minimizing disturbance, limiting the amount of time subjects spend in a testing arena and the number of times they are placed in the arena reduce the likelihood that they will become familiar with the arena or acclimated to testing procedures, which could affect the outcomes of tests conducted in the arena in the future (Ozawa et al., 2011). The time that juvenile squirrels took to escape from the testing arena was found to be associated with their play behavior, suggesting that play might help prepare young animals to navigate unfamiliar situations.

## Conclusion

Naturalistic observations and behavioral testing can importantly complement each other in field studies. Observations

## References

- Allan, A. T. L., Bailey, A. L., and Hill, R. A. (2021). Consistency in the flight and visual orientation distances of habituated chacma baboons after an observed leopard predation. Do flight initiation distance methods always measure perceived predation risk? *Ecol. Evol.* 11, 15404–15416. doi: 10.1002/ecc3.8237
- Arenz, C. L., and Leger, D. W. (2000). Antipredator vigilance of juvenile and adult thirteen-lined ground squirrels and the role of nutritional need. *Anim. Behav.* 59, 535–541. doi: 10.1006/anbe.1999.1345
- Aschemeier, L. M., and Maher, C. R. (2011). Eavesdropping of woodchucks (*Marmota monax*) and eastern chipmunks (*Tamias striatus*) on heterospecific alarm calls. *J. Mammal.* 92, 493–499. doi: 10.1644/09-MAMM-A-322.1
- Asunsolo-Rivera, A., Lester, E., Langlois, T., Vaughan, B., McCormick, M. I., Simpson, S. D., et al. (2023). Behaviour of mesopredatory coral reef fishes in response to threats from sharks and humans. *Sci. Rep.* 13:6714. doi: 10.1038/s41598-023-33415-5
- Bachman, G. C. (1993). The effect of body condition on the trade-off between vigilance and foraging in Belding's ground squirrels. *Anim. Behav.* 46, 233–244. doi: 10.1006/anbe.1993.1185
- Balestri, M., Barresi, M., Campera, M., Serra, V., Ramanamanjato, J. B., Heistermann, M., et al. (2014). Habitat degradation and seasonality affect physiological stress levels of *Eulemur collaris* in littoral forest fragments. *PLoS One* 9:e107698. doi: 10.1371/journal.pone.0107698

place results in the context of animals' behavioral ecology, and behavioral testing allows for evaluation of behavior under standardized conditions. Animal-friendly tests that are minimally disruptive not only benefit the welfare of animals but also generate ethologically relevant results. Animal-friendly tests can use a variety of approaches to increase their ethological and ecological relevance to the research question or animals being studied. Tests conducted with subjects in their natural habitat ideally involve eliciting behaviors expressed by the animals during regular activity. When animals are trapped or handled in a study, behavioral tests can be designed to evaluate responses to handling, thereby maximizing data collection during handling and eliminating the need for separate testing. When behavior is evaluated in a testing arena, arranging the arena to resemble natural conditions can support the ethological relevance of the test, and minimizing time spent in the arena can reduce disruption to subjects. Taking into account the behavior and ecology of a species when designing or adapting a behavioral test for free-living animals can help to maximize the overall relevance of the test.

## Author contributions

SN conceived, wrote, and edited this mini review.

## Conflict of interest

The author declares that the research was conducted in the absence of any commercial or financial relationships that could be construed as a potential conflict of interest.

## Publisher's note

All claims expressed in this article are solely those of the authors and do not necessarily represent those of their affiliated organizations, or those of the publisher, the editors and the reviewers. Any product that may be evaluated in this article, or claim that may be made by its manufacturer, is not guaranteed or endorsed by the publisher.

- Berghänel, A., Schülke, O., and Ostner, J. (2015). Locomotor play drives motor skill acquisition at the expense of growth: A life history trade-off. *Sci. Adv.* 1:e1500451. doi: 10.1126/sciadv.1500451
- Bleicher, S. S., Kotler, B. P., Shalev, O., Dixon, A., Embar, K., and Brown, J. S. (2018). Divergent behavior amid convergent evolution: A case of four desert rodents learning to respond to known and novel vipers. *PLoS One* 13:e0200672. doi: 10.1371/journal.pone.0200672
- Blumstein, D. T. (2003). Flight-initiation distance in birds is dependent on intruder starting distance. *J. Wildl. Manag.* 67, 852–857. doi: 10.2307/3802692
- Blumstein, D. T., Chung, L. K., and Smith, J. E. (2013). Early play may predict later dominance relationships in yellow-bellied marmots (*Marmota flaviventris*). *Proc. R. Soc. B* 280, 1–7. doi: 10.1098/rspb.2013.0485
- Blumstein, D. T., Fuong, H., and Palmer, E. (2017). Social security: Social relationship strength and connectedness influence how marmots respond to alarm calls. *Behav. Ecol. Sociobiol.* 71:145.
- Boon, A. K., Réale, D., and Boutin, S. (2008). Personality, habitat use, and their consequences for survival in North American red squirrels *Tamiasciurus hudsonicus*. *Oikos* 117, 1321–1328. doi: 10.1111/j.0030-1299.2008.16567.x
- Boonstra, R. (2013). Reality as the leading cause of stress: Rethinking the impact of chronic stress in nature. *Funct. Ecol.* 27, 11–23. doi: 10.1111/1365-2435.12008
- Both, C., Dingemans, N. J., Drent, P. J., and Tinbergen, J. M. (2005). Pairs of extreme avian personalities have highest reproductive success. *J. Anim. Ecol.* 74, 667–674. doi: 10.1111/j.1365-2656.2005.00962.x
- Boyle, S. A., de la Sancha, N. U., Pérez, P., and Kabelik, D. (2021). Small mammal glucocorticoid concentrations vary with forest fragment size, trap type, and mammal taxa in the interior Atlantic Forest. *Sci. Rep.* 11:2111. doi: 10.1038/s41598-021-81073-2
- Brehm, A. M., Tironi, S., and Mortelliti, A. (2020). Effects of trap confinement on personality measurements in two terrestrial rodents. *PLoS One* 15:e0229220. doi: 10.1371/journal.pone.0229220
- Buchanan, K. L., Burt de Perera, T., Carere, C., Carter, T., Hailey, A., Hubrecht, R., et al. (2012). Guidelines for the treatment of animals in behavioural research and teaching. *Anim. Behav.* 83, 301–309.
- Calsi, R. M., and Bentley, G. E. (2009). Lab and field experiments: Are they the same animal? *Horm. Behav.* 56, 1–10. doi: 10.1016/j.yhbeh.2009.02.010
- Carere, C., Welink, D., Drent, P. J., Koolhass, J. M., and Groothuis, T. G. G. (2001). Effect of social defeat in a territorial bird (*Parus major*) selected for different coping styles. *Physiol. Behav.* 73, 427–433. doi: 10.1016/s0031-9384(01)00492-9
- Carlson, N. V., Healy, S. D., and Templeton, C. N. (2017). A comparative study of how British tits encode predator threat in their mobbing calls. *Anim. Behav.* 125, 77–92. doi: 10.1016/j.anbehav.2017.01.011
- Carter, R. N., Romanow, C. A., Pellis, S. M., and Lingle, S. (2019). Play for prey: Do deer fawns play to develop species-typical tactics or to prepare for the unexpected. *Anim. Behav.* 156, 31–40. doi: 10.1016/j.anbehav.2019.06.032
- Clary, D., Skyner, L. J., Ryan, C. P., Gardiner, L. E., Anderson, W. G., and Hare, J. F. (2014). Shyness–boldness, but not exploration, predicts glucocorticoid stress response in Richardson's ground squirrels (*Urocitellus richardsonii*). *Ethology* 120, 1101–1109. doi: 10.1111/eth.12283
- Cooper, W. E. Jr. (2009). Variation in escape behavior among individuals of the striped plateau lizard *Sceloporus virgatus* may reflect differences in boldness. *J. Herpetol.* 43, 495–502. doi: 10.1670/08-197R1.1
- Coye, C., Ouattara, K., Zuberbühler, K., and Lemasson, A. (2015). Suffocation influences receivers' behaviour in non-human primates. *Proc. R. Soc. B* 282:20150265. doi: 10.1098/rspb.2015.0265
- Dell'Omo, G., Shore, R. F., and Lipp, H. P. (1998). An automated system, based on microchips, for monitoring individual activity in wild small mammals. *J. Exp. Zool.* 280, 97–99.
- DeRango, E. J., Schwarz, J. F. L., Piedrahita, P., Páez-Rosas, D., Trillmich, F., and Krüger, O. (2019). Intraspecific variation in boldness and exploration shapes behavioral responses to stress in Galápagos sea lion pups. *Behav. Ecol. Sociobiol.* 73:166. doi: 10.1007/s00265-019-2775-8
- DeRango, E. J., Schwarz, J. F. L., Zent, F., Piedrahita, P., Páez-Rosas, D., Crocker, D. E., et al. (2021). Developmental conditions promote individual differentiation of endocrine axes and behavior in a tropical pinniped. *Oecologia* 195, 25–35. doi: 10.1007/s00442-020-04815-5
- Díaz, M., Grim, T., Markó, G., Morelli, F., Ibáñez-Alamo, J. D., Jokimäki, J., et al. (2021). Effects of climate variation on bird escape distances modulate community responses to global change. *Sci. Rep.* 11:12826. doi: 10.1038/s41598-021-92273-1
- Dingemans, N. J., Both, C., Drent, P. J., and Tinbergen, J. M. (2004). Fitness consequences of avian personalities in a fluctuating environment. *Proc. R. Soc. Lond. B* 271, 847–852. doi: 10.1098/rspb.2004.2680
- d'Isa, R., and Gerlai, R. (2023). Designing animal-friendly behavioral tests for neuroscience research: The importance of an ethological approach. *Front. Behav. Neurosci.* 16:1090248. doi: 10.3389/fnbeh.2022.1090248
- Drayton, L. A., and Santos, L. R. (2017). Do rhesus macaques, *Macaca mulatta*, understand what others know when gaze following? *Anim. Behav.* 134, 193–199. doi: 10.1016/j.anbehav.2017.10.016
- Ekanayake, K. B., Gnanapragasam, J. J., Ranawana, K., Vidanapathirana, D. R., Abeyawardhana, U. T., Fernando, C., et al. (2022). Ecological and environmental predictors of escape among birds on a large tropical island. *Behav. Ecol. Sociobiol.* 76:31. doi: 10.1007/s00265-022-03138-0
- Evans, J. C., Lindholm, A. K., and König, B. (2021). Long-term overlap of social and genetic structure in free-ranging house mice reveals dynamic seasonal and group size effects. *Curr. Zool.* 67, 59–69. doi: 10.1093/cz/zoaa030
- Fardell, L. L., Bedoya-Pérez, M. A., Dickman, C. R., Crowther, M. S., Pavey, C. R., and Narayan, E. J. (2021). Are physiological and behavioral responses to stressors displayed concordantly by wild urban rodents? *Sci. Nat.* 108:5. doi: 10.1007/s00114-020-01716-8
- Fetherman, R. E. E., Kondratieff, E. R., and Barnes, T. A. (2017). Incorporating GPS and mobile radio frequency identification to detect PIT-tagged fish and evaluate habitat utilization in streams. *N. Am. J. Fish. Manag.* 37, 1249–1264. doi: 10.1080/02755947.2017.1374312
- Gallo, A., Caselli, M., Norscia, I., and Palagi, E. (2021). Let's unite in play! Play modality and group membership in wild geladas. *Behav. Process.* 184:104338. doi: 10.1016/j.beproc.2021.104338
- Gill, S. A., and Bierema, A. M. K. (2013). On the meaning of alarm calls: A review of functional reference in avian alarm calling. *Ethology* 119, 449–461. doi: 10.1111/eth.12097
- Halliday, W. D., Morris, D. W., Devito, J. A., and Start, D. M. (2014). Male and female voles do not differ in their assessments of predation risk. *Ecoscience* 21, 61–68. doi: 10.2980/21-1-3689
- Hamao, S., Torika, H., Yoshikawa, M., Yamamoto, Y., and Ijichi, T. (2021). Risk-taking behavior of bull-headed shrikes that recently colonized islands. *Curr. Zool.* 67, 177–182. doi: 10.1093/cz/zoaa036
- Harrison, N. D., and Kelly, E. L. (2022). Affordable RFID loggers for monitoring animal movement, activity, and behaviour. *PLoS One* 17:e0276388. doi: 10.1371/journal.pone.0276388
- He, P., Maldonado-Chaparro, A. A., and Farine, D. R. (2019). The role of habitat configuration in shaping social structure: A gap in studies of animal social complexity. *Behav. Ecol. Sociobiol.* 73:9. doi: 10.1007/s00265-018-2602-7
- Hecht, E. E., Zapata, I., Alvarez, C. E., Gutman, D. A., Preuss, T. M., Kent, M., et al. (2021). Neurodevelopmental scaling is a major driver of brain–behavior differences in temperament across dog breeds. *Brain Struct. Funct.* 226, 2725–2739. doi: 10.1007/s00429-021-02368-8
- Herde, A., and Eccard, J. A. (2013). Consistency in boldness, activity and exploration at different stages of life. *BMC Ecol.* 13:49. doi: 10.1186/1472-6785-13-49
- Hernández-Arteaga, E., and Ágmo, A. (2023). Seminatual environments for rodent behavioral testing: A representative design improving animal welfare and enhancing replicability. *Front. Behav. Neurosci.* 17:1192213. doi: 10.3389/fnbeh.2023.1192213
- Holekamp, K. E. (1986). Proximal causes of natal dispersal in Belding's ground squirrels (*Spermophilus beldingi*). *Ecol. Monogr.* 56, 365–391. doi: 10.2307/1942552
- Huber, N., Vetter, S. G., Evans, A. L., Kjellander, P., Küker, S., Bergvall, U. A., et al. (2017). Quantifying capture stress in free ranging European roe deer (*Capreolus capreolus*). *BMC Vet. Res.* 13:127. doi: 10.1186/s12917-017-1045-0
- Hughes, E. J., Mady, R. P., and Bonter, D. N. (2021). Evaluating the accuracy and biological meaning of visits to RFID-enabled bird feeders using video. *Ecol. Evol.* 11, 17132–17141. doi: 10.1002/ece3.8352
- Hurst-Hopf, J. S., Monroy Montemayor, M. P., Leonardi, N. N., and Nunes, S. (2023). Social play predicts docility in juvenile ground squirrels. *Behav. Ecol. Sociobiol.* 77:62. doi: 10.1007/s00265-023-03341-7
- Johnstone, C. P., Reina, R. D., and Lill, A. (2012). Interpreting indices of physiological stress in free-living vertebrates. *J. Comp. Physiol. B* 182, 861–879. doi: 10.1007/s00360-012-0656-9
- Kannan, G., Batchu, P., Naldurtiker, A., Dykes, G. S., Kouakou, B., Terrill, T. H., et al. (2022). Influence of excitability rate on physiological responses to stress in goats. *Animals* 12:1023. doi: 10.3390/ani12081023
- König, B., Lindholm, A. K., Lopes, P. C., Dobay, A., Steinert, S., and Buschmann, F. J. U. (2015). A system for automatic recording of social behavior in a free-living wild house mouse population. *Anim. Biotelemetry* 3:39. doi: 10.1186/s40317-015-0069-0
- Lawson, S. L., Enos, J. K., Wolf, C. S., Stenstrom, K., Winnicki, S. K., Benson, T. J., et al. (2021). Referential alarm calling elicits future vigilance in a host of an avian brood parasite. *Biol. Lett.* 17:20210377. doi: 10.1098/rsbl.2021.0377
- Lea, A. J., and Blumstein, D. T. (2011). Age and sex influence marmot antipredator behavior during periods of heightened risk. *Behav. Ecol. Sociobiol.* 65, 1525–1533. doi: 10.1007/s00265-011-1162-x
- Lee, P. C., and Moss, C. J. (2014). African elephant play, competence, and social complexity. *Anim. Behav. Cogn.* 1, 144–156. doi: 10.12966/abc.05.05.2014
- Lengagne, T., Ferrandiz-Rovira, M., Superbie, C., Figueroa, I., Bichet, C., Claramunt-Lopez, B., et al. (2020). Geographic variation in marmots' alarm calls causes different responses. *Behav. Ecol. Sociobiol.* 74:97.

- Lopes, P. C., Block, P., and König, B. (2016). Infection-induced behavioural changes reduce connectivity and the potential for disease spread in wild mice contact networks. *Sci. Rep.* 6:31790. doi: 10.1038/srep31790
- Lopes, P. C., Carlitz, E. H. D., Kindel, M., and König, B. (2020). Immune-endocrine links to gregariousness in wild house mice. *Front. Behav. Neurosci.* 14:10. doi: 10.3389/fnbeh.2020.00010
- Luciano, M., Sampogna, G., Della Rocca, B., Simonetti, A., De Fazio, P., Di Nicola, M., et al. (2023). The impact of affective temperaments on suicidal ideation and behaviors: Results from an observational multicentric study on patients with mood disorders. *Brain Sci.* 13:117. doi: 10.3390/brainsci13010117
- MacGregor, H. E. A., Cottage, A., and Ioannou, C. C. (2021). Suppression of personality variation in boldness during foraging in three-spined sticklebacks. *Behav. Ecol. Sociobiol.* 75:71. doi: 10.1007/s00265-021-03007-2
- Makenbeach, S. A., Waterman, J. M., and Roth, J. D. (2013). Predator detection and dilution as benefits of associations between yellow mongooses and cape ground squirrels. *Behav. Ecol. Sociobiol.* 67, 1187–1194. doi: 10.1007/s00265-013-1544-3
- Marks, K. A., Vizconde, D. L., Gibson, E. S., Rodriguez, J. R., and Nunes, S. (2017). Play behavior and responses to novel situations in juvenile ground squirrels. *J. Mammal.* 98, 1202–1210. doi: 10.1093/jmammal/gyx049
- Mateo, J. M. (2010). Alarm calls elicit predator-specific physiological responses. *Biol. Lett.* 6, 623–625. doi: 10.1098/rsbl.2010.0118
- McRae, T. R. (2020). A review of squirrel alarm-calling behavior: What we know and what we do not know about how predator attributes affect alarm calls. *Anim. Behav. Cogn.* 7, 168–191. doi: 10.26451/abc.07.02.11.2020
- Meyer, S., and Weber, J. M. (1996). Ontogeny of dominance in free-living red foxes. *Ethology* 102, 1008–1019. doi: 10.1111/j.1439-0310.1996.tb01178.x
- Mikula, P., Tomášek, O., Romportl, D., Aikins, T. K., Avendaño, J. E., Braimoh-Azaki, B. D. A., et al. (2023). Bird tolerance to humans in open tropical ecosystems. *Nat. Commun.* 14:2146. doi: 10.1038/s41467-023-37936-5
- Morelli, F., Benedetti, Y., and Blumstein, D. T. (2022). Resident birds are more behaviourally plastic than migrants. *Sci. Rep.* 12:5743. doi: 10.1038/s41598-022-09834-1
- Murphy, D., Lea, S. E. G., and Zuberbühler, K. (2013). Male blue monkey alarm calls encode predator type and distance. *Anim. Behav.* 85, 119–125. doi: 10.1016/j.anbehav.2012.10.015
- Nash, A. L., Jebb, A. H. M., and Blumstein, D. T. (2020). Is propensity to emit alarm calls associated with health status? *Curr. Zool.* 66, 607–614. doi: 10.1093/cz/zoaa020
- Nolfo, A. P., Casetta, G., and Palagi, E. (2021). Play fighting in wild spotted hyenas: Like a bridge over the troubled water of a hierarchical society. *Anim. Behav.* 180, 363–373. doi: 10.1016/j.anbehav.2021.07.012
- Nunes, S., and Monroy Montemayor, M. P. (2023). Multiple benefits of juvenile play: A ground squirrel's perspective. *Neurosci. Biobehav. Rev.* 147:105099. doi: 10.1016/j.neubiorev.2023.105099
- Nunes, S., Muecke, E. M., Lancaster, L. T., Miller, N. A., Mueller, M. A., Muelhaus, J., et al. (2004). Functions and consequences of play behaviour in juvenile Belding's ground squirrels. *Anim. Behav.* 68, 27–37. doi: 10.1016/j.anbehav.2003.06.024
- Ousterhout, B. H., and Semlitsch, R. D. (2014). Measuring terrestrial movement behavior using passive integrated transponder (PIT) tags: Effects of tag size on detection, movement, survival, and growth. *Behav. Ecol. Sociobiol.* 68, 343–350. doi: 10.1007/s00265-013-1656-9
- Ozawa, T., Yamada, K., and Ichitani, Y. (2011). Long-term object location memory in rats: Effect of sample phase and delay length in spontaneous place recognition tests. *Neurosci. Lett.* 497, 37–41. doi: 10.1016/j.neulet.2011.04.022
- Palagi, E. (2018). Not just for fun! Social play as a springboard for adult social competence in human and non-human primates. *Behav. Ecol. Sociobiol.* 72:90.
- Pereira, P. H. C., Macedo, C. H. R., de Lima, G. V., and de Jesus Benevide, L. (2020). Effects of depth on reef fish flight initiation distance: Implications of deeper reefs conservation. *Environ. Biol. Fish.* 103, 1247–1256. doi: 10.1007/s10641-020-01017-z
- Perony, N., Tessone, C. J., König, B., and Schweitzer, F. (2012). How random is social behavior? Disentangling social complexity through the study of a wild house mouse population. *PLoS Comput. Biol.* 8:e1002786. doi: 10.1371/journal.pcbi.1002786
- Petelle, M. B., Dang, B. N., and Blumstein, D. T. (2017). The effect of maternal glucocorticoid levels on juvenile docility in yellow-bellied marmots. *Horm. Behav.* 89, 86–91. doi: 10.1016/j.yhbeh.2016.12.014
- Petelle, M. B., Martin, J. G. A., and Blumstein, D. T. (2015). Heritability and genetic correlations of personality traits in a wild population of yellow-bellied marmots (*Marmota flaviventris*). *J. Evol. Biol.* 28, 1840–1848. doi: 10.1111/jeb.12700
- Petelle, M. B., McCoy, D. E., Alejandro, V., Martin, J. G. A., and Blumstein, D. T. (2013). Development of boldness and docility in yellow-bellied marmots. *Anim. Behav.* 86, 1147–1154. doi: 10.1016/j.anbehav.2013.09.016
- Pettit, L., Brown, G. P., Ward-Fear, G., and Shine, R. (2021). Anthropogenically modified habitats favor bigger and bolder lizards. *Ecol. Evol.* 11, 1586–1597. doi: 10.1002/ece3.7124
- Pomerantz, O., and Capitanio, J. P. (2021). Temperament predicts the quality of social interactions in captive female rhesus macaques (*Macaca mulatta*). *Animals* 11:2452. doi: 10.3390/ani11082452
- Ramos, G., Vital, V. A. F., Jardim, T. H. A., Nunes, G., Branco, M. E. C., de Azevedo, C. S., et al. (2023). Individual responses of captive Amazon parrots to routine handling can reflect their temperament. *Animals* 13:738. doi: 10.3390/ani13040738
- Rasmussen, J. E., and Belk, M. C. (2017). Predation environment affects boldness temperament of neotropical livebearers. *Ecol. Evol.* 7, 3059–3066. doi: 10.1002/ece3.2886
- Réale, D., Dingemanse, N. J., Kazem, A. J. N., and Wright, J. (2010). Evolutionary and ecological approaches to the study of personality. *Philos. Trans. R. Soc.* 365, 3937–3946. doi: 10.1098/rstb.2010.0222
- Réale, D., Gallant, B. Y., Leblanc, M., and Festa-Bianchet, M. (2000). Consistency of temperament in bighorn ewes and correlates with behaviour and life history. *Anim. Behav.* 60, 589–597. doi: 10.1006/anbe.2000.1530
- Réale, D., Martin, J., Coltman, D. W., Poissant, J., and Festa-Bianchet, M. (2009). Male personality, life-history strategies and reproductive success in a promiscuous mammal. *J. Evol. Biol.* 22, 1599–1607. doi: 10.1111/j.1420-9101.2009.01781.x
- Réale, D., Reader, S. M., Sol, D., McDougall, P. T., and Dingemanse, N. J. (2007). Integrating animal temperament within ecology and evolution. *Biol. Rev.* 82, 291–318. doi: 10.1111/j.1469-185X.2007.00010.x
- Rho, J. R., Srygley, R. B., and Choe, J. C. (2007). Sex preferences in Jeju pony foals (*Equus caballus*) for mutual grooming and play-fighting behaviors. *Zool. Sci.* 24, 769–773. doi: 10.2108/zsj.24.769
- Runyan, A., and Blumstein, D. T. (2004). Do individual differences influence flight initiation distance? *J. Wildl. Manage.* 68, 1124–1129.
- Sakai, A., and Sugiyama, S. (2018). Experience-dependent transcriptional regulation in juvenile brain development. *Dev. Growth Differ.* 60, 473–482. doi: 10.1111/dgd.12571
- Satterfeld, D., and Johnson, D. W. (2020). Local adaptation of antipredator behaviors in populations of a temperate reef fish. *Oecologia* 194, 571–584. doi: 10.1007/s00442-020-04757-y
- Scheibler, E., Roschlau, C., and Brodbeck, D. (2014). Lunar and temperature effects on activity of free-living desert hamsters (*Phodopus roborovskii*, Satunin 1903). *Int. J. Biometeorol.* 58, 1769–1778. doi: 10.1007/s00484-013-0782-4
- Scheibler, E., Wollnik, F., Brodbeck, D., Hummel, E., Yuan, S., Zhang, F. S., et al. (2013). Species composition and interspecific behavior affects activity pattern of free-living desert hamsters in the Alashan Desert. *J. Mammal.* 94, 448–458. doi: 10.1644/12-MAMM-A-115.1
- Schuett, W., Laaksonen, J., and Laaksonen, T. (2012). Prospecting at conspecific nests and exploration in a novel environment are associated with reproductive success in the jackdaw. *Behav. Ecol. Sociobiol.* 66, 1341–1350. doi: 10.1007/s00265-012-1389-1
- Shehan, M. I., Hernandez, M., Rodriguez, J. D., and Nunes, S. (2023). Social play predicts caution in juvenile Belding's ground squirrels (*Urocitellus beldingi*). *J. Mammal.* doi: 10.1093/jmammal/gyad082
- Shuai, L. Y., Liu, M. T., Zhu, A. P., Cao, Y. Y., and Zhang, F. S. (2022). Diel variation in anti-predation behavior of a ground squirrel and relationships between vigilance and escape. *Behav. Ecol. Sociobiol.* 76:63. doi: 10.1007/s00265-022-03174-w
- Shuai, L. Y., Zhou, Y., Yang, Y. X., Xue, Q. Q., Xie, Z. Y., and Zhang, F. S. (2019). Ecological factors affecting flight initiation distance in Daurian ground squirrels (*Spermophilus dauricus*). *Ethology* 125, 415–420. doi: 10.1111/eth.12865
- Sih, A., Bell, A., and Johnson, C. J. (2004). Behavioral syndromes: An ecological and evolutionary overview. *Trends Ecol. Evol.* 19, 372–378. doi: 10.1016/j.tree.2004.04.009
- Sikes, R., Gannon, W. L., and The Animal Care and Use Committee of the American Society of Mammalogists. (2016). Guidelines of the American Society of Mammalogists for the use of wild animals in research and education. *J. Mammal.* 97, 663–688. doi: 10.1644/10-MAMM-F-355.1
- Silvestri, A., Morgan, K., and Ridley, A. R. (2019). The association between evidence of a predator threat and responsiveness to alarm calls in Western Australian magpies (*Cracticus tibicen dorsalis*). *PeerJ* 7:e7572. doi: 10.7717/peerj.7572
- Skinner, M., Brown, S., Kumpan, L. T., and Miller, N. (2022). Snake personality: Differential effects of development and social experience. *Behav. Ecol. Sociobiol.* 76:135. doi: 10.1007/s00265-022-03227-0
- Slobodchikoff, C. N. (2010). "Alarm calls in birds and mammals," in *Encyclopedia of animal behavior*, eds M. Breed and J. Moore (Cambridge, MA: Academic Press), 40–43. doi: 10.1016/B978-0-08-045337-8.00014-0
- Stamoulis, K. A., Deleaux, J. M. S., Williams, I. D., Friedlander, A. M., Reichard, J., Kamikawa, K., et al. (2020). Incorporating reef fish avoidance behavior improves accuracy of species distribution models. *PeerJ* 8:e9246. doi: 10.7717/peerj.9246
- Stiles, J., and Jernigan, T. L. (2010). The basics of brain development. *Neuropsychol. Rev.* 20, 327–348. doi: 10.1007/s11065-010-9148-4
- Stryjek, R., Parsons, M. H., Fendt, M., Swicicki, J., and Bebas, P. (2021). Let's get wild: A review of free-ranging rat assays as context-enriched supplements



- to traditional laboratory models. *J. Neurosci. Methods* 362:109303. doi: 10.1016/j.jneumeth.2021.109303
- Tinbergen, N. (1948). Social releasers and the experimental method required for their study. *Wilson Bull.* 60, 6–52.
- Townsend, S. W., and Manser, M. B. (2013). Functionally referential communication in mammals: The past, present and the future. *Ethology* 119, 1–11. doi: 10.1111/eth.12015
- Trathan, P. N., and Emmerson, L. (2014). Animal identification with robot rovers. *Nat. Methods* 11, 1217–1218. doi: 10.1038/nmeth.3195
- Underhill, V., Pandelis, G. G., Papuga, J., Sabol, A. C., Rife, A., Rubi, T., et al. (2021). Personality and behavioral syndromes in two *Peromyscus* species: Presence, lack of state dependence, and lack of association with home range size. *Behav. Ecol. Sociobiol.* 75:9. doi: 10.1007/s00265-020-02951-9
- Ventura, S. P. R., Galdino, C. A. B., and Peixoto, P. E. C. (2021). Fatal attraction: Territorial males of a neotropical lizard increase predation risk when females are sexually receptive. *Behav. Ecol. Sociobiol.* 75:170. doi: 10.1007/s00265-021-03112-2
- Vetter, S. G., Brandstatter, C., Macheiner, M., Suchentrunk, F., Gerritsmann, H., and Bieber, C. (2016). Shy is sometimes better: Personality and juvenile body mass affect adult reproductive success in wild boars, *Sus scrofa*. *Anim. Behav.* 115, 193–205. doi: 10.1016/j.anbehav.2016.03.026
- Watson, R. E., DeSesso, J. M., Hurtt, M. E., and Cappon, G. D. (2006). Postnatal growth and morphological development of the brain: A species comparison. *Dev. Reprod. Toxicol.* 77, 471–484. doi: 10.1002/bdrb.20090
- Wauters, L. A., Mazzamuto, M. V., Santicchia, F., Martinoli, A., Preatoni, D. G., Lurz, P. W. W., et al. (2021). Personality traits, sex and food abundance shape space use in an arboreal mammal. *Oecologia* 196, 65–76. doi: 10.1007/s00442-021-04901-2
- White, J. J., and Sillitoe, R. V. (2013). Postnatal development of cerebellar zones revealed by neurofilament heavy chain protein expression. *Front. Neuroanat.* 7:9. doi: 10.3389/fnana.2013.00009
- Wolff, J. O., and Sherman, P. W. (eds) (2007). *Rodent societies: An ecological and evolutionary perspective*. Chicago: University of Chicago Press.
- Yardimci, M., Sahin, E. H., Cetingul, I. S., Bayram, I., Aslan, R., and Sengor, E. (2013). Stress responses to comparative handling procedures in sheep. *Animal* 7, 143–150. doi: 10.1017/s1751731112001449
- Ydenberg, R. C., and Dill, L. M. (1986). The economics of fleeing from predators. *Adv. Study Behav.* 16, 229–249. doi: 10.1016/S0065-3454(08)60192-8
- Zuberbühler, K. (2000). Referential labelling in Diana monkeys. *Anim. Behav.* 59, 917–927. doi: 10.1006/anbe.1999.1317
- Zuberbühler, K., Noë, R., and Seyfarth, R. M. (1997). Diana monkey long-distance calls: Messages for conspecifics and predators. *Anim. Behav.* 53, 589–604. doi: 10.1006/anbe.1996.0334