



OPEN ACCESS

EDITED AND REVIEWED BY
Georgios Balasis,
National Observatory of Athens, Greece

*CORRESPONDENCE
T. Broeren,
✉ broeren@email.arizona.edu

RECEIVED 30 March 2023
ACCEPTED 02 August 2023
PUBLISHED 24 October 2023

CITATION
Broeren T, Klein KG, TenBarge JM, Dors I,
Roberts OW and Verscharen D (2023),
Corrigendum: Magnetic field
reconstruction for a realistic multi-point,
multi-scale spacecraft observatory.
Front. Astron. Space Sci. 10:1197352.
doi: 10.3389/fspas.2023.1197352

COPYRIGHT
© 2023 Broeren, Klein, TenBarge, Dors,
Roberts and Verscharen. This is an
open-access article distributed under
the terms of the [Creative Commons
Attribution License \(CC BY\)](https://creativecommons.org/licenses/by/4.0/). The use,
distribution or reproduction in other
forums is permitted, provided the
original author(s) and the copyright
owner(s) are credited and that the
original publication in this journal is
cited, in accordance with accepted
academic practice. No use, distribution
or reproduction is permitted which does
not comply with these terms.

Corrigendum: Magnetic field reconstruction for a realistic multi-point, multi-scale spacecraft observatory

T. Broeren^{1*}, K. G. Klein², J. M. TenBarge³, Ivan Dors⁴,
O. W. Roberts⁴ and D. Verscharen^{5,6}

¹Department of Applied Mathematics, University of Arizona, Tucson, AZ, United States, ²Lunar and Planetary Laboratory, University of Arizona, Tucson, AZ, United States, ³Department of Astrophysical Sciences, Peyton Hall, Princeton University, Princeton, NJ, United States, ⁴Space Research Institute, Austrian Academy of Sciences, Graz, Austria, ⁵Mullard Space Science Laboratory, University College London, Surrey, United Kingdom, ⁶Space Science Center, University of New Hampshire, Durham, NH, United States

KEYWORDS

plasma physics, magnetic fields, spacecraft, vector field reconstruction, space physics, curlometer, space mission analysis, multi-spacecraft analysis

A Corrigendum on

Magnetic field reconstruction for a realistic multi-point, multi-scale spacecraft observatory

by Broeren T, Klein KG, TenBarge JM, Dors I, Roberts OW and Verscharen D (2021). *Front. Astron. Space Sci.* 8:727076. doi: 10.3389/fspas.2021.727076

In the published article, there was an error in [Figures 8–10](#). The word “Turbulence” was misspelled in all these figures titles as “Trubulance”. Additionally in [Figure 8](#), in this six-panel figure, the bottom-left panel was a duplicate of the top-right panel. The correct bottom-left panel has the title “ $M_{1,4}$ Reconstruction”.

In the published article, there was an error in [Figure 2](#) as published. The data that was used to generate this figure was slightly mismatched with the data that was used throughout the rest of the paper to carry out the calculations.

The corrected figures appear below.

In the published article, there was a typo in the second paragraph of [Section 2.3.2](#) there is a typo in one of the inline equations (the definition of proton thermal velocity). The correct equation is below:

$$v_{tp} = \sqrt{2T_p/m_p}.$$

Subsequently, a correction has been made to [Section 2.3.2](#), paragraph 2.

The corrected sentence appears below:

“Lengths are normalized to the proton gyroradius $\rho_p = v_{tp}/\Omega_p$, the ratio of the proton thermal speed $v_{tp} = \sqrt{2T_p/m_p}$ and the proton cyclotron frequency $\Omega_p = q_p B/m_p$.”

The authors apologize for these errors and state that this does not change the scientific conclusions of the article in any way. The original article has been updated.

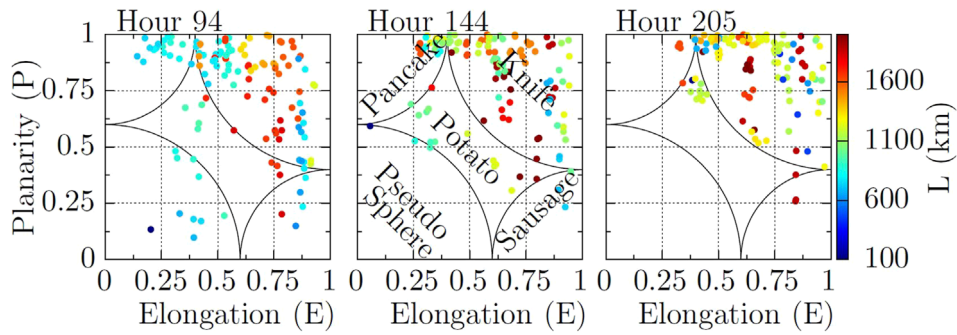


FIGURE 2
 Elongation and planarity of the 126 tetrahedron associated with the three nine-spacecraft configurations under consideration, with characteristic lengths shown in color.

Errors in Turbulence Simulation: Hour 94

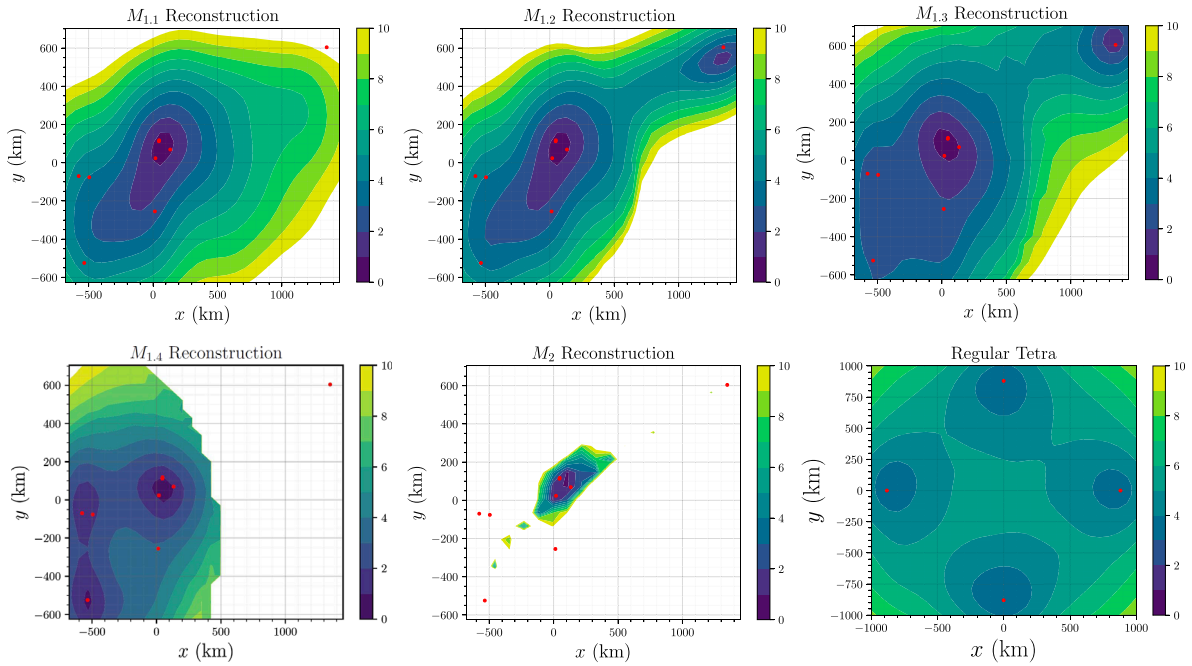


FIGURE 8
 Computation error (defined in Eq. 7) at all points on the $z = 0$ plane of the turbulent magnetic field (from the Gkeyll Simulation), using the swarm configuration at hour 94 of the HelioSwarm DRM. The layout is identical to Figure 4.

Errors in Turbulence Simulation: Hour 144

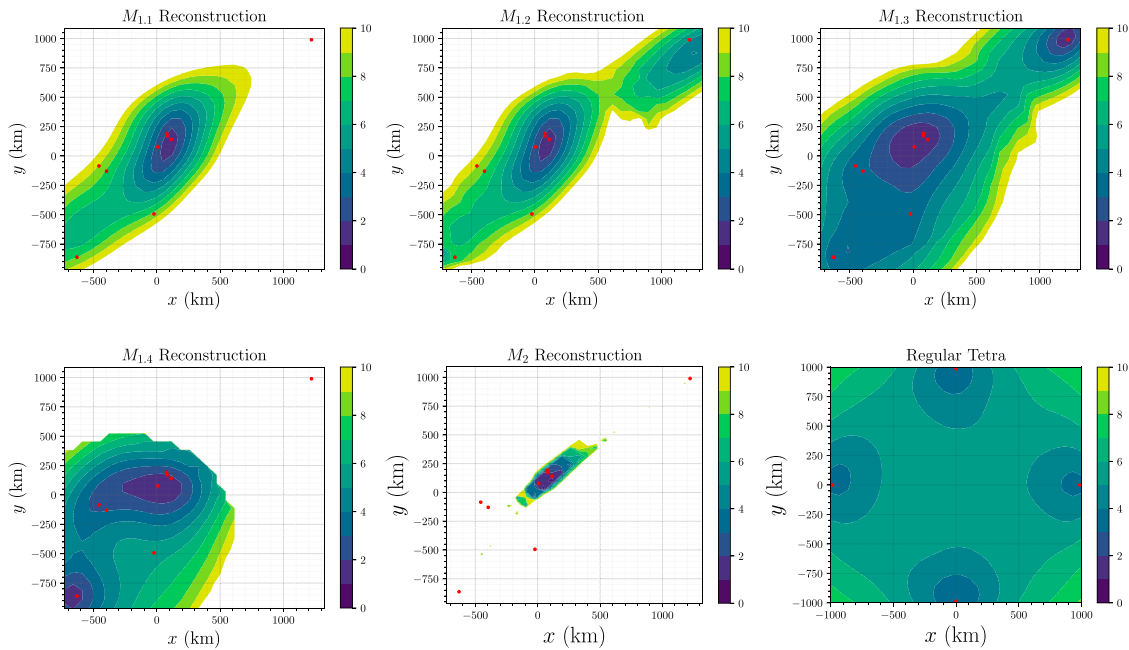


FIGURE 9 Computation error (defined in Eq. 7) at all points on the $z = 0$ plane of the turbulent magnetic field (from the Gkeyll Simulation), using the swarm configuration at hour 144 of the HelioSwarm DRM. The layout is identical to Figure 4.

Errors in Turbulence Simulation: Hour 205

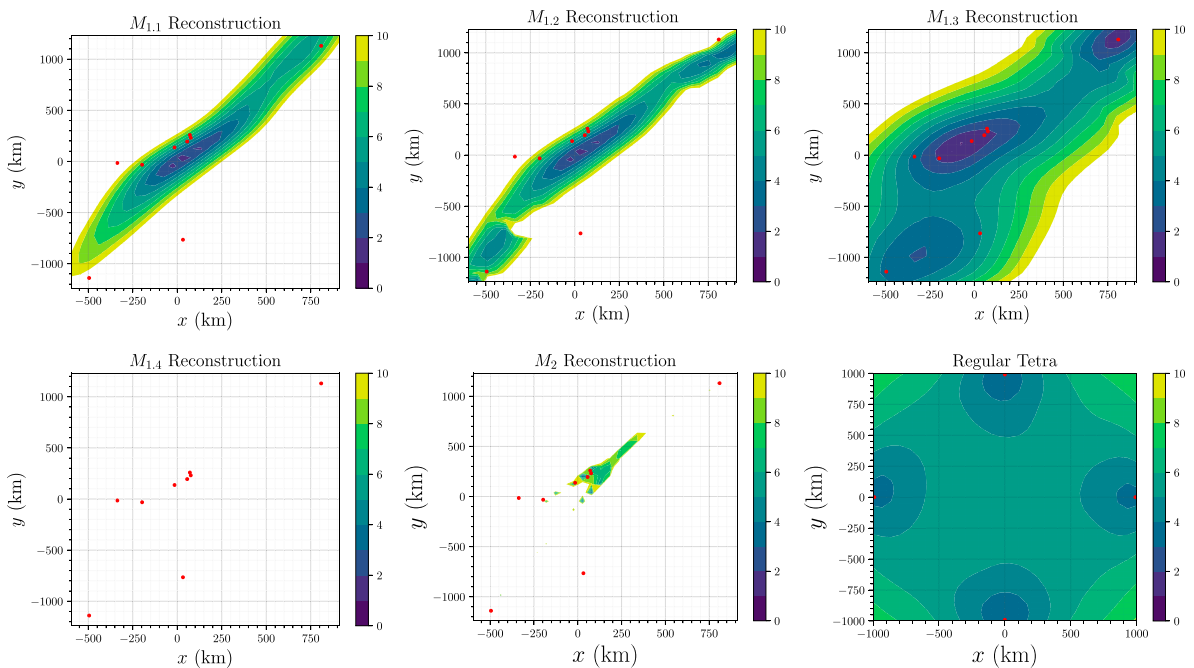


FIGURE 10 Computation error (defined in Eq. 7) at all points on the $z = 0$ plane of the turbulent magnetic field (from the Gkeyll Simulation), using the swarm configuration at hour 205 of the HelioSwarm DRM. The layout is identical to Figure 4.

Publisher's note

All claims expressed in this article are solely those of the authors and do not necessarily represent those of their affiliated

organizations, or those of the publisher, the editors and the reviewers. Any product that may be evaluated in this article, or claim that may be made by its manufacturer, is not guaranteed or endorsed by the publisher.