



ARTIFICIAL INTELLIGENCE AND SOCIAL NETWORKS CAN HELP TO PROTECT THE FAMOUS DUGONG

Laura Mannocci^{1,2,3*}, Frédérique Carcaillet¹, Marc Chaumont³, Bérénice Givord-Coupeau⁴, Corina Iovan², Nicolas Mouquet¹, Emma Raffard⁴, Julie Ravera⁴, Yoorana Peyre⁴, Apolline Ponce⁴, Laurent Vigliola², Sébastien Villon² and David Mouillot¹

¹MARine Biodiversity, Exploitation and Conservation (MARBEC), Univ Montpellier, CNRS, Ifremer, IRD, Montpellier, France

²Tropical Marine Ecology of the Pacific and Indian Oceans (ENTROPIE), Laboratoire Excellence LABEX Corail, Centre IRD Nouméa, Noumea, France

³Laboratory of Computer Science, Robotics, and Microelectronics of Montpellier (LIRMM), Univ Montpellier, CNRS, Montpellier, France

⁴Faculté des Sciences de Montpellier, Montpellier, France

YOUNG REVIEWERS:



DEBASISH

AGE: 15



RANJAI

AGE: 13



RANVIR

AGE: 13

Large land and ocean mammals, like elephants and whales, play essential roles in the environment but are severely threatened by human activities. Images taken from planes can be used to spot these animals from the air. However, these species are difficult to observe because they are rare and move a lot, so unfortunately there are not many images collected from planes that contain these species. Fortunately, however, people share many photos and videos of large animals on social networks because these animals are attractive. These images have been used by researchers to train a computer program to recognize an endangered ocean mammal: the dugong. The program found up to 79% of the dugongs present in images collected by a plane flying around the main island of New Caledonia,

which is in the Pacific Ocean. The goal is to use this program to automatically count and map dugongs in New Caledonia.

WHAT IS MEGAFAUNA?

Large animal species are grouped together under the term **megafauna**. The word “megafauna” comes from *megas* in Greek, which means “large” and *fauna* in Latin, which means “animal life.” Earth’s megafauna includes terrestrial (land) species like elephants and bears, and marine (ocean) species like whales and sharks. Many of these animals are loved by the public, so they are called **charismatic species**. These species have important roles in the environments where they live. For example, large herds of bison have positive impacts on grasslands, where they feed on weeds [1]. Despite their importance, some species of megafauna are highly threatened [2]. The most important causes of their decline are hunting, elimination of their living environments, pollution, and climate change.

The dugong is one charismatic megafauna species (Figure 1). It is a marine herbivore of up to 3 meters (9.8 feet) in size, and it lives in the warm, sheltered waters near the coasts of the Indian and West Pacific Oceans. Dugong populations are declining, so it is important to study them. However, counting dugongs is a difficult job because it requires a lot of time and money. Scientists use planes and drones to detect them, but it is necessary to travel many kilometers to spot only a few individuals. Fortunately, recent developments in artificial intelligence and social networks can help scientists with this challenge.

MEGAFAUNA

large animals found on earth like elephants or in the ocean like whales.

CHARISMATIC SPECIES

Species that attract people’s attention often due to their large size. They include elephants, bears, whales, dolphins, and sharks, which are very popular among the public.

Figure 1

(A) The dugong, a charismatic ocean species that many people like to photograph. (B) Photo of an actual dugong. Photo credit: Mark Goodchild, license CC-BY 2.0.




Figure 1

ARTIFICIAL INTELLIGENCE

Technology in which a computer program like a “tiny brain” learns to make a decision (such as recognizing dugongs in images) based on examples provided to it.

IECOLOGY

The use of information found on the internet to help ecology research. It includes photos, videos, and locations of species observations, often collected by people who like nature.

ARTIFICIAL INTELLIGENCE TO THE RESCUE

In the past, researchers often spent a lot of time watching the videos they recorded in nature. The task of spotting and identifying species on videos is tiring and boring. More recently, researchers started using computer programs that can automatically spot animals on videos.

To detect species in video images, researchers use **artificial intelligence** (AI). AI consists of a “tiny brain,” which is a rough imitation of the human brain, programmed on a computer. To teach the AI program to recognize animals, the researchers show the program many example images of the species. This step is called training. So, if researchers want AI to do the job of identifying dugongs in videos, they first need to teach the AI program what a dugong looks like, by showing it many images of dugongs. The AI program learns to recognize a dugong like a baby would learn to recognize its mum! The problem is that we have only a few images of dugongs to start with!

HOW CAN SOCIAL NETWORKS HELP TO TRAIN AI PROGRAMS?

AI programs need many images to learn from, and social networks are underused sources of images. A social network is a website that allows a group of people to communicate and share information on the internet. Users of social networks publish content such as text messages, images, and videos. To date, the most popular social networks are Facebook, Instagram, Twitter, and TikTok.

For researchers, social networks are an important and accessible source of information, especially for charismatic species. Because charismatic species are very popular, social network users like to share their pictures and videos. For example, there are numerous videos and photos of dugongs posted on Facebook and Instagram. Researchers can use these videos and photos to enrich their collection of dugong images. This is one of the principles of **iEcology**, which is the use of information from the internet to help ecology research [3].

AN AI PROGRAM TO SPOT DUGONGS

In a new study, researchers trained an AI program to spot dugongs, based on images collected from social networks (Figure 2) [4]. Many images of dugongs were available on social networks, and researchers first drew rectangles around the dugongs to indicate their positions in the images. Next, they gave the marked-up images to the AI program to train it to recognize dugongs.

Figure 2

(A) First, researchers used a plane to collect aerial images in New Caledonia. At the same time, they looked for aerial images of dugongs on social networks. (B) The researchers put rectangles around the dugongs on both types of images. (C) The social network images were presented to the AI program so that it could learn to recognize dugongs. (D) The program was tested on video images collected in New Caledonia. (E) Researchers calculated the program's score by comparing the dugongs detected by the program with the dugongs they marked on the images.

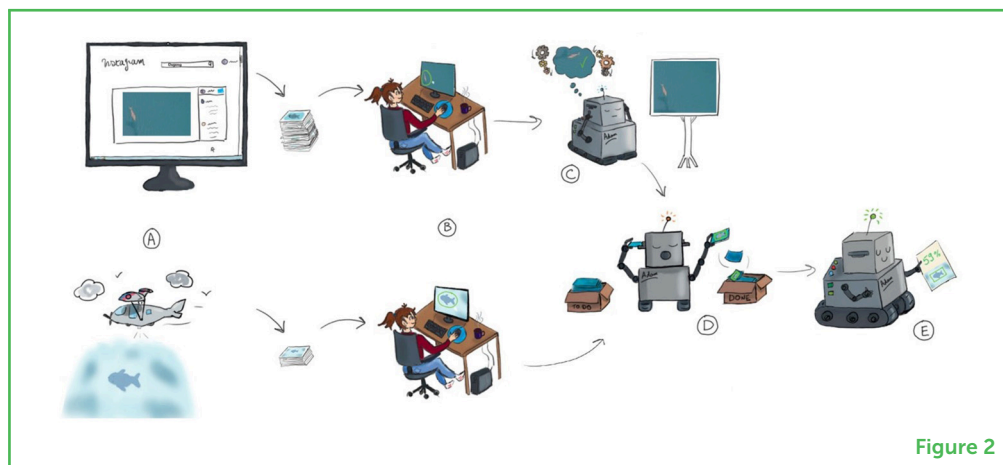


Figure 2

The AI program was then tested on images collected from a plane. Researchers attached a camera to the bottom of the plane, to record videos of the water surface in New Caledonia (a French island located in the Pacific Ocean). The aim of the program was to determine whether the images contained dugongs, where the dugongs were, and how many there were. To evaluate the performance of the program, researchers calculated a score for the program, to indicate how well it could identify dugongs. Like a teacher evaluating pupils, the researchers tested whether the program had effectively done its homework! This score was obtained by comparing the dugongs detected by the program to the dugongs marked by the researchers on the social media images. The goal was to create an AI program that could automatically count the number of dugongs in New Caledonia, based only on aerial surveys.

DID THE AI PROGRAM WORK?

When the AI program was tested on images, there were four categories of results (Figure 3):

Figure 3

Four categories of results were obtained by the AI program as it tried to recognize dugongs in images: true positive (TP), false positive (FP), true negative (TN), and false negative (FN). The program was then given an overall score for how well it could recognize dugongs.



Figure 3

- True positives (TPs): When the program identified a dugong in the image that actually was a real dugong. In these cases, the program was *correct*.
- False positives (FPs): When the program identified a dugong in the image that was not actually a dugong. In these cases, the program was *incorrect*. These false positives included corals and rocks that looked a bit like dugongs.
- True negatives (TNs): When the program identified something in the image as *not* being a dugong when it was not one. In these cases, the program was *correct*.
- False negatives (FNs): When the program identified something in the image as *not* being a dugong when it actually was a dugong. In these cases, the program was *incorrect*. False negatives included dugongs that were too deep below the sea surface to be detected by the program.

The program's results were considered correct if the numbers of FPs and FNs were very low. The numbers of TPs, FPs, TNs, and FNs allow researchers to better understand the AI program's mistakes, which can help them find ways to improve the program.

The AI program trained with images of dugongs taken from social networks was only able to detect 59% of the dugongs observed in New Caledonia [4]. But when images from the videos of New Caledonia were added to those from social networks, the program gained 20% accuracy, meaning that it managed to detect 79% of the dugongs—which is great!

CONCLUSION

The results of the dugong detection program are very encouraging. The current program can still be improved by training it with more images of dugongs. So, take pictures of your favorite wild animals when you can, and share them on social networks—this may be useful for researchers! AI programs and social networks can be used in a similar way to find terrestrial megafauna such as elephants and giraffes. But counting these animals with aerial surveys will only be possible in areas with few trees, such as savannahs, where animals can be seen from the sky.

The final goal of the dugong-detecting AI program is to automatically count and map dugongs around New Caledonia. Knowing where dugongs are and how many there are is critical for monitoring their populations. This information could also improve the protection of dugongs, because new marine reserves could be designed in areas where dugongs are numerous and where they spend a lot of time. In

the future, the researchers plan to train an AI program to recognize other large marine animals like sharks, rays, and sea turtles. This will make it possible to count several species at the same time, and even to study how they interact with each other! Using such a program could help to protect multiple ocean species, which could help to keep the Earth's ocean ecosystems healthy.

FUNDING

This project received funding from the European Union's Horizon 2020 research and innovation programme under the Marie Skłodowska-Curie grant agreement No 845178 ('MEGAFUNA').

ORIGINAL SOURCE ARTICLE

Mannocci, L., Villon, S., Chaumont, M., Guellati, N., Mouquet, N., Iovan, C., et al. 2021. Leveraging social media and deep learning to detect rare megafauna in video surveys. *Conservat. Biol.* 1:13798. doi: 10.1111/cobi.13798

REFERENCES

1. Geremia, C., Merkle, J. A., Eacker, D. R., Wallen, R. L., White, P. J., Hebblewhite, M., et al. 2019. Migrating bison engineer the green wave. *Proc. Natl. Acad. Sci. U.S.A.* 116:25707–13. doi: 10.1073/pnas.1913783116
2. Ripple, W. J., Wolf, C., Newsome, T. M., Betts, M. G., Ceballos, G., Courchamp, F., et al. 2019. Are we eating the world's megafauna to extinction? *Conservat. Lett.* 12:e12627. doi: 10.1111/conl.12627
3. Jarić, I., Correia, R. A., Brook B. W., Buettel J. C., Courchamp F., Di Minin, E., et al. 2020. IEcology: harnessing large online Ressources to generate ecological insights. *Trends Ecol. Evolut.* 35:630–9. doi: 10.1016/j.tree.2020.03.003
4. Mannocci, L., Villon, S., Chaumont, M., Guellati, N., Mouquet, N., Iovan, C., et al. 2021. Leveraging social media and deep learning to detect rare megafauna in video surveys. *Conservat. Biol.* 1:13798. doi: 10.1111/cobi.13798

SUBMITTED: 03 December 2021; **ACCEPTED:** 15 September 2022;
PUBLISHED ONLINE: 19 October 2022.

EDITOR: John T. Van Stan, Cleveland State University, United States


SCIENCE MENTORS: Varsha Singh and Biswajit Panda

CITATION: Mannocci L, Carcaillet F, Chaumont M, Givord-Coupeau B, Iovan C, Mouquet N, Raffard E, Ravera J, Peyre Y, Ponce A, Vigliola L, Villon S and Mouillot D (2022) Artificial Intelligence and Social Networks Can Help to Protect the Famous Dugong. *Front. Young Minds* 10:828597. doi: 10.3389/frym.2022.828597

CONFLICT OF INTEREST: The authors declare that the research was conducted in the absence of any commercial or financial relationships that could be construed as a potential conflict of interest.


COPYRIGHT © 2022 Mannocci, Carcaillet, Chaumont, Givord-Coupeau, Iovan, Mouquet, Raffard, Ravera, Peyre, Ponce, Vigliola, Villon and Mouillot. This is an open-access article distributed under the terms of the Creative Commons Attribution License (CC BY). The use, distribution or reproduction in other forums is permitted, provided the original author(s) and the copyright owner(s) are credited and that the original publication in this journal is cited, in accordance with accepted academic practice. No use, distribution or reproduction is permitted which does not comply with these terms.

YOUNG REVIEWERS



DEBASISH, AGE: 15

I am a young lad with curiosity to learn and innovate. I am highly interested in reading science fictions. I love to watch sci-fi movies. Cricket is also something I enjoy playing.



RANJAI, AGE: 13

I like space, fungi, rocks, chemistry, architecture, biology, physics, fortnite, NASA, space telescopes, Rockets, pizza, pasta, chicken (fried, smoked, etc), sea creatures, Dude perfect, Brave wilderness, history, geography, Rick Riordan books, weapons, archery, Cobra Kai, Beyblade burst, Jurassic park: Camp Cretaceous, Teen titans, Arrow, The Flash, DC, Marvel, Botany, MCU, Dinosaurs, Alan Walker songs, and debating.



RANVIR, AGE: 13

My name is Ranvir and I am in class 7. As hobby I catch snakes to learn about herpetology. I started doing that when I was 8. I used to catch skinks, but I got bored doing that, so I learned a few things about herpetology and went out with some of my friends. After some time, we found our first Microhylid frog. And after half a year we also found our first snake, a *Lycodon capucinus*! Besides herpetology, I also like doing origami. I also like reading Greek mythology.

AUTHORS

LAURA MANNOCCI


Dr. Laura Mannocci is a research fellow at the University of Montpellier. She uses computer programs to count and map marine megafauna species such as whales, dugongs, and sharks. The goal of her research is to find ways to better protect these threatened species. <https://lauramannocci.weebly.com/> *laura.mannocci@gmail.com





FRÉDÉRIQUE CARCAILLET

Dr. Frédérique Carcaillet is senior lecturer in aquatic ecology at the University of Montpellier in France, where she mainly teaches ecology and environmental science communication. Her research includes ecosystem function, science communication, and environmental education. She runs science animation film workshops to teach students how to communicate science to the general public. <https://www.youtube.com/channel/UCdMXIvXqFZxiSFtsnFUQiZg/videos>



MARC CHAUMONT

Dr. Marc Chaumont is an associate professor, computer scientist and data scientist. He is teaching at the University of Nîmes, and doing his research at the LIRMM, the laboratory of computer science, robotics, and microelectronics in Montpellier. His research is related to images/videos/signal processing, security, artificial intelligence/deep learning. He often works with ecologists. <http://www.lirmm.fr/~chaumont/>



BÉRÉNICÉ GIVORD-COUCHEAU

Bérénice Givord-Coupeau is a master's student in ecology at the University of Montpellier. She would like to focus her work on ecological engineering and environmental conservation. She enjoys finding snakes and garrigue vegetation is her nemesis (especially *Smilax aspera*).



CORINA IOVAN

Dr. Corina Iovan is a researcher at the French Research Institute for Development (IRD) in the ENTROPIE (Tropical Marine Ecology of the Pacific and Indian Oceans) laboratory. Her expertise covers artificial intelligence and remote sensing, and she works on developing automatic methods for the surveillance of reef ecosystems.




NICOLAS MOUQUET

Dr. Nicolas Mouquet is a senior researcher with the CNRS and the director of the Centre for Ecological Synthesis and Analysis of Biodiversity in Montpellier. He has worked on the relationship between diversity and ecosystem functioning. He is now interested in disentangling the factors that shape the different facets of biodiversity in marine ecosystems, ecological rarity, and the relationship between humans and nature. <http://nicolasmouquet.free.fr/>




EMMA RAFFARD

Emma Raffard is in her last year of a master's degree in biodiversity, ecology and evolution at the University of Montpellier, where she is studying scientific mediation. She is interested in conservation and protecting species. Her objectives are to work in the environment and to link researchers with the public to make science accessible to all.



JULIE RAVERA

Julie Ravera is studying for a master's degree in ecological communication in Montpellier but is currently taking a year off to teach people about alpine vegetation diversity. She loves plants and outdoor activities.




YOORANA PEYRE

Yoorana Peyre is a veterinarian who decided to pursue her studies in ecology at the University of Montpellier in France. Her goal is to combine both fields, to work in eco-toxicology, wildlife epidemiology, and wildlife conservation.




APOLLINE PONCE

Apolline Ponce is in her second year of a master's degree in ecology at the University of Montpellier (South of France). She is fond of mammals and especially bats. In her free time, she learns Japanese, plays video games, and longs for holidays.



LAURENT VIGLIOLA

Dr. Laurent Vigliola is a researcher at the French Research Institute for Development (IRD) in the ENTROPIE laboratory (Tropical Marine Ecology of the Pacific and Indian Oceans). He is based in Nouméa, New-Caledonia, where he mostly studies coral reef fishes with an integrative ecology approach. <http://umr-entropie.ird.nc/index.php/home>



SÉBASTIEN VILLON

Dr. Sébastien Villon is a research fellow at the French Research Institute for Development (IRD). He specialized in deep learning and artificial intelligence. His work proposes new tools for a better and faster understanding of marine ecosystems and their evolution through cutting-edge technologies.



DAVID MOUILLOT

Dr. David Mouillot is a professor of marine biology and statistical modeling at the University of Montpellier. He is based in the MARBEC laboratory (MARine Biodiversity, Exploitation and Conservation), where he studies endangered species and the way humans imperil or restore marine biodiversity. David is always looking for new solutions to protect and monitor marine wildlife.