



But What's Your Partner Up to? Associations Between Relationship Quality and Pornography Use Depend on Contextual Patterns of Use Within the Couple

Taylor Kohut^{1*}, Kiersten A. Dobson¹, Rhonda N. Balzarini¹, Ronald D. Rogge²,
Amanda M. Shaw², James K. McNulty³, V. Michelle Russell³, William A. Fisher¹ and
Lorne Campbell¹

¹ Department of Psychology, Western University, London, ON, Canada, ² Department of Psychology, University of Rochester, Rochester, NY, United States, ³ Department of Psychology, University of Florida, Tallahassee, FL, United States

OPEN ACCESS

Edited by:

Johanna M. F. Van Oosten,
University of Amsterdam, Netherlands

Reviewed by:

Laura Vandenbosch,
KU Leuven, Belgium
Koen Ponnet,
Ghent University, Belgium

*Correspondence:

Taylor Kohut
taykohut@gmail.com

Specialty section:

This article was submitted to
Human-Media Interaction,
a section of the journal
Frontiers in Psychology

Received: 30 January 2021

Accepted: 21 June 2021

Published: 30 July 2021

Citation:

Kohut T, Dobson KA, Balzarini RN,
Rogge RD, Shaw AM, McNulty JK,
Russell VM, Fisher WA and
Campbell L (2021) But What's Your
Partner Up to? Associations Between
Relationship Quality and Pornography
Use Depend on Contextual Patterns
of Use Within the Couple.
Front. Psychol. 12:661347.
doi: 10.3389/fpsyg.2021.661347

It is commonly assumed that exposure to pornography harms relationships because pornography changes the way that individuals think, feel, and behave in problematic ways. In the current research, we contribute to a small but growing body of work that challenges this assumption by carefully scrutinizing the relational context of pornography use. In contrast to dominant theoretical explanations in this field, we argue that at least some of the apparent negative “impacts” of pornography use on relationship quality may reflect partner dissimilarity in pornography use behavior rather than the consequences of exposure to such materials. Moreover, we further examine a particular type of pornography use – shared use with a partner – which previous evidence suggests may be positively associated with relationship quality. To this end, we sought to test whether dyadic patterns of pornography use, and related attributes, were associated with sexual and relationship satisfaction in two cross-sectional ($N_1 = 200$; $N_3 = 207$) and two longitudinal ($N_2 = 77$; $N_4 = 277$) samples of heterosexual couples. Across these samples, we found consistent evidence that partners who watch pornography together report higher relationship and sexual satisfaction than partners who do not, and notably, this association was not moderated by gender. Independent of this association, we also found evidence of a similarity-dissimilarity effect, such that the solitary pornography use of one partner was negatively associated with their own relationship and sexual satisfaction, but only in cases where their romantic partners used little or no pornography alone. Further consideration of several correlates of pornography use established comparable patterns of results for dissimilarity in attitudes toward pornography, erotophobia-erotophilia, sexual preferences, and sex drive. Importantly, only dissimilarity in sex drive statistically accounted for dissimilarity

in solitary pornography use, suggesting that differences in sex drive may be implicated in the associations between pornography use and relationship quality. These findings demonstrate that links between pornography use and relationship health are partially a function of different dyadic patterns of pornography use within couples and do not always suggest relational harm.

Keywords: pornography, romantic relationship, relationship satisfaction, sexual satisfaction, erotica

INTRODUCTION

Media (Montgomery-Graham et al., 2015) and academic (Zillmann, 2000; Manning, 2006) claims that pornography use undermines romantic relationships are widespread. However, recent failed replications (Balzarini et al., 2017), conceptual and empirical critiques (Campbell and Kohut, 2017; Perry, 2019; Fisher and Kohut, 2020; Kohut et al., 2020), and opposing findings (Kohut et al., 2018) are increasingly challenging this view. In the current research, we focus on different patterns of pornography use within adult relationships in an effort to reconcile evidence that pornography use may be related to both enhanced and diminished relationship functioning.

Pornography Use and Relationship Functioning

Although pornography use is a simple behavior to engage in, it has proven to be a difficult concept to define. While many definitions have been proposed, we have adopted the empirically informed conceptual definition described by Kohut et al. (2020) for the current paper because it attempts to embed the understanding of this construct within a complex network of potential antecedent-consequent relationships. At the heart of this theoretical definition, pornography use is understood to be a “common but stigmatized behavior, in which one or more people intentionally expose themselves to representations of nudity which may or may not include depictions of sexual behavior” (Kohut et al., 2020, 732).

Several theories have been advanced to explain pornography’s impacts on relationships (e.g., 3AM , Social Learning Theory, Social Comparison Theory, the Confluence Model, the Elaboration Likelihood Model/Heuristic-Systematic Theories, etc.). At its core, Wright et al. (2014) 3AM , for example, argues that viewing pornography will contribute to the acquisition of new sexual scripts, the activation of previously acquired scripts, and/or the application of such scripts with respect to decisions about one’s own behavior or judgments about the behavior of others. Other perspectives, such as those that apply Social Comparison theory (Festinger, 1954) or similar theories to the issue pornography (Kenrick et al., 1989; Muusses et al., 2015; Wright et al., 2019), focus more on how pornography users compare themselves and their romantic partners to what they see in pornography and change how they feel about their own sexual lives as a result. These are just two examples of many theoretical approaches to explaining pornography’s effects, but what nearly all explanations of the effects of pornography have in common is that they assume that *exposure* to the content of sexual media precipitates personal or interpersonal change (see

Davis and Bauserman, 1993; Hogben and Byrne, 1998; Malamuth et al., 2000; Fisher and Barak, 2001; Wright et al., 2014; Muusses et al., 2015; Leonhardt et al., 2019). While few of these theories argue that the impacts of pornography *must* be harmful, specific applications of such theories have typically asserted that the content of pornography drives the acquisition of sexual scripts; influences sexual attitudes, standards, and expectations; or changes perceptions of personal or partner characteristics in ways that are deleterious to relationship functioning.

From this exposure-based perspective researchers have sought – and frequently found – evidence that pornography use is related to relationship dysfunction. Examples include studies that have found that pornography use is associated with decreased sexual and relationship satisfaction, particularly among men (Wright et al., 2017), impaired love for, and attraction to one’s relationship partner (Weaver et al., 1984; Zillmann and Bryant, 1988; Kenrick et al., 1989), reduced relationship commitment (Lambert et al., 2012), increased extra-dyadic sexual behavior (Yucel and Gassanov, 2010; Maddox et al., 2011; Lambert et al., 2012), and relationship dissolution (Perry and Davis, 2017; Perry and Schleifer, 2018). With this accumulated empirical evidence and the underlying exposure-based theoretical rationales that accompany it, it is tempting to conclude that pornography does indeed undermine the well-being and stability of romantic relationships.

There remain, however, several reasons to be cautious about strong conclusions regarding pornography’s negative impacts on relationships. For example, there is ongoing concern across the social sciences that many, perhaps most, of our previously accepted scientific findings are not reliable (Spellman, 2015). Close replications of research in this specific area are rare, but the only published attempt that we are aware of has not corroborated evidence that exposure to sexual images reduces love for or attraction to men’s romantic partners (Balzarini et al., 2017), and such findings confirm older, rarely cited, conceptual replications that have not found such effects either (Dermer and Pyszczynski, 1978; Amelang and Pielke, 1992).

There is also a clear disparity between the conclusions reached by studies that examine the relationship correlates of pornography use and studies that ask pornography users – and importantly, the romantic partners of pornography users – about their perceptions of the effects of pornography. The former tend to find negative correlations between pornography use and relationship functioning, as outlined above, but most individuals who are in relationships in which pornography is used do not believe that pornography has harmed their relationships (Bridges et al., 2003; Hald and Malamuth, 2008; Grov et al., 2011; Rissel et al., 2016; Kohut et al., 2017b). While some have suggested

motivated reasoning may lead pornography users to under-report the harms of their use (Hald and Malamuth, 2008; Vandenbosch, 2019) available evidence for this view is sparse, and some lines of inquiry actually indicate influence in the opposite direction. It appears, for example, that negative attitudes toward pornography among pornography users may be biasing their perceptions of their use toward rather than away from harm (Grubbs et al., 2019). There is clearly much to learn here, but at present, the lack of correspondence between these two literatures should raise important questions and suggests to us that pornography's impact on relationship functioning may be more complex than it seems.

Finally, conceptual and methodological critiques of this literature emphasize the need to be cautious when making inferences about the effects of pornography on relationship quality (Campbell and Kohut, 2017; Fisher and Kohut, 2020; Kohut et al., 2020). Such concerns run the gamut from the evident harm bias in field, to the much less discussed effects-bias among many researchers (for an apparent defense of the view that correlates of pornography frequently represent causal effects, see Wright, 2021a,b), to more general problems with sampling, measurement, and generalizability across research. Most critical for this discussion is the concern expressed by Kohut et al. (2020) that researchers do not always fully understand and reflect on the complex nature of pornography use, and as a consequence, risk making inferential errors about pornography's presumed effects.

Antecedents, Context, and Effects of Pornography Use

In an effort to explain some of the discrepant and divergent findings, Campbell and Kohut (2017) have encouraged researchers to adopt an Antecedents-Context-Effects (ACE) perspective in this field of research. According to the ACE approach, the causal effects of pornography use may vary as a function of different *contexts* of pornography use within relationships (e.g., solitary vs. shared use, hidden vs. open use, the consumption of pro- vs. anti-social content, etc.), which in turn may indicate unique *antecedents* of use (e.g., sex drive, erotophobia-erotophilia, sexual attitudes, etc.¹; see also Leonhardt et al., 2019). Suppose, for example, that a relationship is characterized by large discrepancies in erotophobia-erotophilia. Erotophilic individuals are theorized to have had a lifetime of socialization experiences that reinforce a tendency to approach sexual cues in their environment and respond to such cues with positive affect (Fisher et al., 1988). In contrast, erotophobic individuals are expected to have been socialized to avoid such cues, and respond to such cues with negative affect. An erotophilic individual in such a couple would be more likely to be drawn to pornography use, would likely keep their use hidden from the more erotophobic partner who might respond to knowledge of such use with anger and disgust, and will be unlikely to use pornography with their partner. The relationship sequelae of this pattern of pornography use

¹Note that while these examples are framed as antecedent factors for the purpose of illustration, these same factors could also be influenced by pornography use and thus be framed as effects in the ACE model. In that case, such consequents may “feed-forward,” setting subsequent antecedent conditions that encourage pornography use (or non-use) in the future.

are likely quite different from cases where both partners are erotophilic, as such couples may be more open and honest about their pornography use, and may be more likely to use it together in addition to their solitary use.

Solitary vs. Shared Pornography Use

One prominent division that has been proposed with respect to different relationship *contexts* of pornography use is the distinction between solitary and shared pornography use (Campbell and Kohut, 2017). In general, studies have found that relationship quality is positively correlated with the extent that relationship partners use pornography together (Kohut et al., 2018; Huntington et al., 2020; Willoughby and Leonhardt, 2020). Other research designs also suggest that relationship quality is higher among individuals who use pornography together with a romantic partner compared to individuals who only use pornography alone (Bridges and Morokoff, 2011; Maddox et al., 2011).

Explanations for such effects have been sparse and poorly developed, but one possibility, echoed by both the perceptions of pornography users themselves (Kohut et al., 2017b), as well as clinicians (Manning, 2006), is that shared pornography use provides opportunities to learn about each other's sexual likes and dislikes and build intimacy together (Kohut et al., 2018). This process can be understood from theoretical perspectives that emphasize the importance of the shared nature of novel and exciting activities which provide opportunities for “self-expansion” (Aron et al., 2000) and personal self-disclosures (Reis and Shaver, 1988). Exposure-based theories of pornography's impact may also play a role, in that joint exposure to the same sexual media may enhance the similarity of partners' sexual attitudes, scripts, and expectations over time. In particular, Leonhardt et al. (2019) have suggested that exposure to scripts in sexual media should reinforce the pursuit of physical sexual pleasure and variety at the expense of affection, attachment, and commitment toward one's partner. Others believe that this position mischaracterizes the nature of sexual scripts in pornography (Kohut and Campbell, 2019), pointing out that even the depiction BDSM practices – which Leonhardt et al. (2019) include in their description of the most detrimental materials for relationships – exhibit relationship enhancing scripts.

Similarity and Dissimilarity

Until recently, research in this area has frequently failed to consider dyadic patterns of solitary pornography use across both partners (Campbell and Kohut, 2017). What is often overlooked is that within a relationship involving two people, partners can be similar in their extent of solitary pornography use or non-use, or they can be dissimilar in their solitary pornography use, as when one partner uses pornography alone very frequently and the other does not. Although dyadic research which collects data from both relationship partners is beginning to accumulate, most studies still do not consider how partner similarity-dissimilarity in solitary pornography use is related to relationship functioning. Among studies that have, evidence suggests that pornography use tends to be more strongly associated with sexual and relationship dysfunction when one partner uses it and the other does not

(Daneback et al., 2009; Yucel and Gassanov, 2010; Willoughby et al., 2016; Kohut et al., 2018).

The possibility that similarity-dissimilarity in solitary pornography use may be relevant to relationship quality should not be surprising. It has long been known in the study of close relationships that similarity in attitudes (Byrne, 1971; Montoya and Horton, 2013), personality, demographic variables (Buss, 1985), and recreational interests (Werner and Parmalee, 1978; Boer et al., 2011) promotes interpersonal liking. Within the specific context of romantic relationships, research also suggests that similarity in sexual preferences (Purnine and Carey, 1999), sexual ideals (Balzarini et al., 2021), erotophobia-erotophilia (Fisher et al., 1988; Smith et al., 1993), and sex drive (Eysenck and Wakefield, 1981) are all related to increased attraction and/or relationship functioning. With respect to such effects, it has long been believed that similar others validate our worldview and that this validation facilitates liking through positive reinforcement (Byrne, 1971). Emerging research, however, favors an alternative information-processing perspective where traits that are similar to one's own are viewed positively in and of themselves, and this is what drives attraction (Montoya and Horton, 2013). According to this perspective, traits that are dissimilar from one's own are viewed less positively, or even negatively, which leads to disliking.

On the basis of this literature, similarity and dissimilarity in dyadic patterns of solitary pornography use within relationships should also be differentially related to relationship functioning even if exposure to pornography fails to influence people thoughts, feelings, and behaviors. It could be, for example, that the discrepancy in pornography use between partners is a direct source of conflict in some relationships. Non-using individuals, if they are aware of their partners' pornography use, may have difficulty understanding it, view the behavior as infidelity, feel "replaced" as a romantic partner, or have self-doubts or personal insecurities as a result (Clark and Wiederman, 2000; Bergner and Bridges, 2002; Kohut et al., 2017b). Similarly, if the pornography user expects a negative response from their non-using partners, they may hide their use and lie about it to their partners (Resch and Alderson, 2014; Kohut et al., 2017b) which would likely place boundaries on intimate self-disclosures and interpersonal closeness in the relationship (Kohut et al., 2018). Under such conditions, it is likely that dissimilarity in pornography use, and not just exposure to such materials, may be undermining relationships.

Considering the ACE model, it is also possible that similarities or dissimilarities in sexual attitudes, sexual preferences, erotophobia-erotophilia, and sex drive – all of which are correlated with pornography use (Fisher et al., 1988; Davis and Bauserman, 1993; Baer et al., 2015) – may drive different patterns of pornography use within relationships. From this perspective, relationship conflicts over dissimilar pornography use may be proximal behavioral manifestations that mediate connections between broader similarity-dissimilarity in sexual attitudes (or other characteristics) and relationship functioning. Alternatively, however, Campbell and Kohut (2017) also warn that the antecedents of pornography use themselves may be the true proximal causes of the *assumed effects* of pornography use

on relationship functioning. If this is true, similarity-dissimilarity in couple members' pornography use may simply act as an observable marker of more fundamental differences between partners (for an explicit denouncement of this view, see Wright, 2021a). Lastly it is also possible that similarity-dissimilarity in sexual attitudes, erotophobia-erotophilia, and/or sex-drive may be the result of differences in pornography use (Wright, 2021a,b). Regardless of the causal mechanism that is at play, there are evident reasons to consider whether similarity-dissimilarity in factors like sexual attitudes, sexual preferences, erotophobia-erotophilia, and sex drive may be implicated in the expected associations between similarity-dissimilarity in solitary pornography use and relationship functioning.

Gender

It is very well established in pornography research that men are more likely to report using pornography and do so at a higher frequency than women (Petersen and Hyde, 2010; Carroll et al., 2017). Furthermore, Wright et al. (2017) meta-analysis found that while men's use of pornography is generally associated with lower sexual and relationship satisfaction, women's pornography use is not. Such findings have reinforced speculations about gender-specific processing of pornographic content (see, for example, Wright et al., 2017).

There is, however, another possibility. Because of gender differences in base rates of pornography use, within heterosexual relationships, the probability that male pornography users are in relationships in which both people use pornography is not the same as the probability that female pornography users are in relationships in which both people use pornography. Indeed, when Kohut et al. (2018) checked their data they found that while over 80% of the female pornography users in their sample were in relationships where both partner's used pornography alone, only half of the male pornography users were in such relationships. While this is just one sample, a general difference in conditional probabilities of this magnitude would suggest that on average, female solitary pornography use is more likely to occur within relationships in which both members use pornography than male solitary pornography use. If this is the case then gender differences in the correlates of pornography use might reflect the consequences of similarity-dissimilarity in addition to or instead of any gender-specific processing of pornography that may occur.

Research Overview

In summary, we propose that divergent patterns of association between pornography use and relationship quality are partially a function of different dyadic patterns of pornography use within adult romantic relationships. Specifically, we argue that similarity-dissimilarity in couple members' solitary pornography use as well as shared pornography use differentiates positive from negative relationship functioning. One question that remains is whether associations between relationship quality and similarity-dissimilarity in solitary pornography use exist independently of associations between relationship quality and shared pornography use. Although it is clear that men are more likely to use pornography than women (Petersen and Hyde, 2010; Carroll et al., 2017), and that shared pornography use is

less frequent than solitary pornography use (Kohut et al., 2018; Willoughby and Leonhardt, 2020) less is known about the co-occurrence of similarity in solitary pornography use and shared pornography use within relationships. In one of the few studies to describe basic dyadic patterns of pornography use it appears that shared pornography use is particularly common within relationships in which both partners use pornography individually (Kohut et al., 2017a). Under such conditions, associations between similarity-dissimilarity in solitary pornography use and relationship functioning might partially, or even wholly, reflect associations between shared pornography use and relationship functioning (or vice versa). Although several studies have indicated that relationship quality is higher when partners are more similar rather than dissimilar in their pornography use (Daneback et al., 2009; Yucel and Gassanov, 2010; Willoughby et al., 2016; Kohut et al., 2018), and when partner's report more shared pornography use (Kohut et al., 2018; Huntington et al., 2020; Willoughby and Leonhardt, 2020), only one study to our knowledge has examined such associations in the same statistical model. In this case, Kohut and colleagues (Kohut et al., 2018) found that such associations were independent of one another, but their examination was limited to correlations with sexual communication and interpersonal closeness. Whether these associations remain independent when correlations with other measures of relationship quality are considered remain to be seen.

We further argue that pornography use may be one of many attitudinal and/or motivational dimensions on which couple dissimilarity is related to relationship dysfunction, either because it mediates the impact of other ultimate causes of relationship dysfunction, or because it stems from such causes but is only spuriously associated with relationship dysfunction, or because such variables are themselves impacted by pornography use, ultimately mediating associations between pornography use and relationship dysfunction. While it is not possible to definitively determine which causal mechanisms is at play with cross-sectional or even longitudinal designs (Fisher and Kohut, 2020), it is still worth considering whether similarity-dissimilarity in factors like attitudes toward pornography use, sexual ideal preferences, erotophobia-erotophilia, and sex drive may be statistically confounded with similarity-dissimilarity effects for solitary pornography use. Information about such confounds gleaned from correlational designs may prove relevant for understanding causal relationships between dyadic patterns of pornography use and relationship functioning in subsequent research.

What follows is a description of an inter-laboratory collaboration that sought to determine if dyadic patterns of pornography use were related to differences in sexual and relationship satisfaction within adult relationships. Across the studies presented below we expected that the frequency of shared pornography use should be positively associated with both sexual and relationship satisfaction. Further, we expected that independent of this association, partners' reports of solitary pornography use would interact, such that couple members who were similar in their frequencies of solitary pornography use would report greater sexual and relationship satisfaction than

couple members who were dissimilar in their frequencies of solitary pornography use. In so doing, we also explored, where we could, whether similarity in attitudes toward pornography use, sexual ideal preferences, erotophobia-erotophilia, and sex drive could statistically account for associations between patterns of pornography use and sexual and relationship satisfaction. In sum, this research was guided by the following hypotheses and research question:

H1: The frequency of shared pornography use should be positively correlated with (a) relationship and (b) sexual satisfaction.

H2: The frequencies of each partners' solitary pornography use should interact positively, such that (a) relationship and (b) sexual satisfaction would be lowest when partners were most dissimilar in their solitary pornography use.

RQ1: Are interactions between partners' reports of solitary pornography use partially or wholly confounded with interactions between partners' attitudes toward pornography, sexual ideal preferences, erotophobia-erotophilia, or sex-drive?

Given the theoretical positions adopted in the current paper, there are no compelling reasons to expect that the anticipated similarity-dissimilarity effects of solitary pornography use or the effects of shared pornography use should be moderated by gender. Indeed, past research that has adopted a similar theoretical approach did not find evidence of such moderation when correlations between pornography use, sexual communication, and interpersonal closeness were considered (Kohut et al., 2018). However, gender is a commonly examined variable in pornography research, and at least one other study of similarity-dissimilarity in pornography use reported some gender-specific effects (Willoughby et al., 2016), so we considered possible interactions with gender in the current research as well.

The data that serve as the basis for the current analyses are drawn from four dyadic datasets of adult couples, collected by three independent laboratories. They are presented in the order in which the data became available to the first author, as this best represents the actual development of this research project. Study 1 tested H1 and H2 in a sample of $N = 200$ married heterosexual couples. Study 2 concerned a preliminary and somewhat limited examination of RQ1 by exploring whether or not similarity-dissimilarity in attitudes toward one's own pornography use were related to relationship and sexual satisfaction in longitudinal sample of $N = 77$ newlywed couples. Study 3 replicated tests of H1 and H2 and further examined RQ1 more thoroughly by considering whether similarity-dissimilarity in sexual ideals and erotophobia-erotophilia confounded associations with similarity-dissimilarity in solitary pornography use in a cross-sectional sample of $N = 207$ heterosexual couples. Finally, Study 4 tested H1 and H2 once again, and further scrutinized RQ1 by determining whether or not associations with similarity-dissimilarity in solitary pornography use were statistically confounded with similarity-dissimilarity in attitudes toward a partners' use of

pornography and sex drive in a longitudinal sample of $N = 277$ heterosexual couples. Apart from Study 1, where there was an administrative error, we pre-registered our hypotheses and analytic plans prior to conducting our planned analyses but after the data were collected for other purposes.

STUDY 1: PORNOGRAPHY USE AND SEXUAL AND RELATIONSHIP SATISFACTION

Research has previously found that comfort with sexual communication and interpersonal closeness are independently associated with both the frequency of shared pornography use and partners' similarity in solitary pornography use (Kohut et al., 2018). Based upon such findings, it seemed likely that patterns of pornography use should also be associated with the closely related constructs of sexual and relationship satisfaction. Consequently, Kohut et al.'s (2018) data were used to test H1 and H2 and to examine RQ1 (registered materials: <https://osf.io/p9ut3>; data and syntax²). Details of related ancillary research questions concerning curvilinear associations between pornography use and relationship quality and their results can be found in Supplementary Data Sheet 1.

Study 1: Method

Study 1: Participants

The sample consisted of $N = 200$ American heterosexual couples consisting of 400 individuals. These couples were quota sampled through Qualtrics Panel LLC so that women in the sample better reflected the distribution of age and political affiliation of married American women between 25 and 44 years of age. Estimates for these distributions were derived from the General Social Survey (Smith et al., 2019). Full details concerning the sampling approach and data exclusions can be found in Kohut et al. (2018). Couple members were predominately middle-aged ($M = 41.81$), Caucasian (83.5%), Christians (54.25%), with a range of political viewpoints, and were in married or common-law relationships (96.50%) of a mean duration of nearly 15 years.

Study 1: Materials and Procedure

After informed consent was verified in an online procedure, participants were asked to complete demographic items and established measures of relationship satisfaction, sexual satisfaction, interpersonal closeness, sexual communication, attachment orientation, and pornography use. Participants were then debriefed and provided token compensation. The local research ethics board reviewed and approved the materials and procedures before study initiation. Means and standard deviations for the following measures can be found in **Table 1**.

Study 1: relationship satisfaction

Relationship satisfaction was measured with the four item short-form of the Couples Satisfaction Index (Funk and Rogge, 2007). Participants were asked to respond to items such as, "Please

indicate the degree of happiness, all things considered, of your relationship" with 6- or 8-point scales. As a result of a programming error on the survey platform, the item "In general, how satisfied are you with your relationship?" had seven rather than the intended six response options. An additional response option "Very Satisfied" was erroneously included after the six typical response options for this scale (which range from "Not at all" to "Completely"). Despite this error, responses to this item were strongly correlated with the summed-aggregate of the other three items, $r = 0.86$, and thus were retained for use in this study. Because the number of response options varied across items, responses to each item were standardized independently prior to being mean aggregated to create a composite measure of relationship satisfaction ($\alpha = 0.89$). Scores on the resulting aggregate ranged from -3.13 (low relationship satisfaction) to 1.01 (high relationship satisfaction).

Study 1: sexual satisfaction

Sexual satisfaction was measured with Lawrence and Byers' (1998; as cited in Byers, 2005) five-item Global Measure of Sexual Satisfaction. Participants rated their sexual relationships on five 7-point bivalent scales: good-bad, pleasant-unpleasant, positive-negative, satisfying-unsatisfying, valuable-worthless. Responses to these items were mean averaged to create a measure of sexual satisfaction ($\alpha = 0.97$) that ranged from 1 (low sexual satisfaction) to 7 (high sexual satisfaction).

Study 1: pornography use

Participants were instructed that pornography use was "intentionally looking at, reading, or listening to: (a) pictures or videos of nude individuals, (b) pictures or videos in which people are having sex, or (c) written or audio material that describes nude individuals, or people having sex." Participants were told to exclude sexually interactive online and offline behaviors from their reports of pornography use. Following these instructions, participants were asked about their solitary pornography use ("How frequently do you use pornography while alone (i.e., without your partner?)" and their shared pornography use ("How frequently do you use pornography together with your partner?"). Response options for both items included (1) – "Never"; (2) – "Almost Never"; (3) – "Less than Once a Month"; (4) – "1–3 Times Per Month"; (5) – "1–2 Times Per Week"; (6) – "3–4 Times Per Week"; (7) – "About Once a Day"; (8) – "More than once a day." Non-use of pornography was common and responses were positively skewed in this sample: 47.00% of the sample reported never using pornography alone ($S = 1.08$, $p < 0.001$) while 54.00% reported never using it with a partner ($S = 1.57$, $p < 0.001$). Reports of shared pornography use by each partner were strongly correlated, $r = 0.76$, $p < 0.001$, and were mean averaged to create a dyadic index of shared pornography use. To aid interpretability, both the measure of solitary pornography use and the measure of shared pornography use were independently standardized for use in the primary analyses described below. In addition, following recommended practice for response surface analysis (RSA; Shanock et al., 2010) the standardized measure of solitary pornography use was re-centered at the midpoint of the scale range.

²https://osf.io/unf74/?view_only=fcb67be7a0142d591a9bb87d9c994b0

TABLE 1 | Summary of the correlations, means, and standard deviations of the focal variables for Study 1 ($N = 200$ couples).

	1	2	3	4	5	6	7	8	<i>M</i>	<i>SD</i>
1. Relationship Satisfaction Male									0.12 ¹	0.81
2. Relationship Satisfaction Female	0.65**								-0.12	0.93
3. Sexual Satisfaction Male	0.66**	0.52**							5.97 ¹	1.29
4. Sexual Satisfaction Female	0.44**	0.70**	0.52**						5.70	1.50
5. Solitary Porn. Use Male	-0.22**	-0.14*	-0.10	-0.13					3.01 ¹	2.01
6. Solitary Porn. Use Female	-0.08	-0.02	-0.04	0.03	0.38**				1.89	1.28
7. Shared Porn. Use Male	0.06	0.14*	0.12	0.09	0.37**	0.35**			1.77	1.19
8. Shared Porn. Use Female	0.06	0.10	0.06	0.06	0.29**	0.48**	0.76**		1.76	1.14
9. Mean Shared Porn. Use	0.06	0.13	0.10	0.08	0.35**	0.44**	0.94**	0.94**	1.77	1.10

*Signifies significant correlations $p < 0.05$; **signifies significant correlations, $p < 0.01$.

¹Men report significantly higher relationship satisfaction, $p < 0.001$, sexual satisfaction, $p = 0.005$, and pornography use, $p < 0.001$, than women. For interpretability, all *M* and *SD* are presented in the original scale metric.

Study 1: Analytic Plan

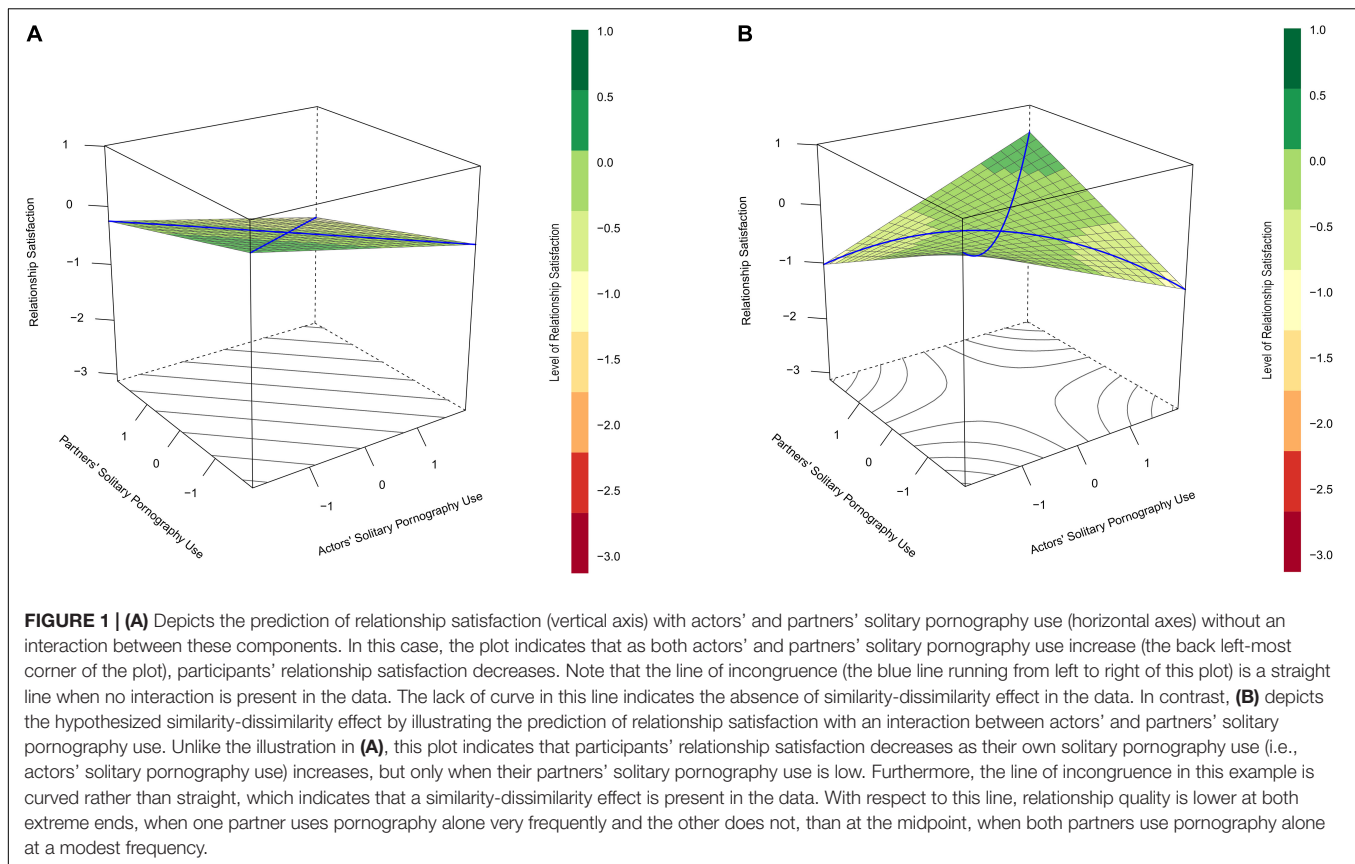
Associations between pornography use and relationship and sexual satisfaction were examined with a response surface analysis (Shanock et al., 2010) applied to a linear mixed modeling approach to the actor-partner independence model (APIM; Kenny et al., 2006). This was done by testing a series of increasingly complex APIMs (as described below) using the MIXED command in IBM SPSS Statistics 25 (IBM Corporation, 2017). All APIMs were estimated with maximum likelihood estimation so that differences between nested models could be tested with likelihood-ratio tests. The resulting output from the most complex model supported by the data was then subjected to an RSA using the formula's outlined by Shanock et al. (2010) and plotted with the plotRSA function of the RSA package (Schönbrodt and Humberg, 2020) for R (R Core Team, 2020). RSA is a better method for testing similarity-dissimilarity effects than traditional approaches using difference scores (Edwards, 1994, 2002; Shanock et al., 2010). Please note that measures of pornography use were standardized before they were re-centered so that the unstandardized fixed effects coefficients for pornography use reported below can be interpreted as relative effect sizes within each respective model. Standard scores were then re-centered at the midpoint of the scale range to facilitate interpretation in the RSA.

The initial model involved the prediction of relationship satisfaction using actors' and partners' solitary pornography use and their interaction. In this case, residuals were modeled by nesting partner within couple and estimating an unstructured residual covariance matrix. In the next step, we added shared pornography use as a between-dyad factor to see if the interaction still held while controlling for shared use. Although we did not anticipate interactions with gender based on our theorizing and findings from previous research, we tested gender effects by adding a main effect and interaction components for gender in a following step. Next, we checked to see if quadratic effects for actors' and partner's solitary pornography use improved the prediction using log-likelihood ratio tests. The inclusion of these quadratic components is common practice in RSA. In the current study, the addition of these components did not improve model fit (see **Supplementary Data Sheet 1**) so similarity-dissimilarity

effects were examined in the more parsimonious interaction model, which is how such effects have been tested in previous studies involving pornography use (Willoughby et al., 2016; Kohut et al., 2018). These steps were then repeated to examine the associations between pornography use and sexual satisfaction.

To understand RSA it is useful to recognize that all general linear models in which two predictors are regressed on an outcome can be thought of as a prediction surface which describes the anticipated outcome (Z) at different levels of each predictor (X and Y). In the absence of an interaction between predictors ($Z' = b_0 + b_1X + b_2Y$) the prediction surface is flat plane where the "tilt" or "orientation" is determined by the main effects of the predictors (defined by b_1 and b_2 ; see **Figure 1A**). In the presence of an interaction though ($Z' = b_0 + b_1X + b_2Y + b_3XY$), the specific associations between each predictor and the outcome vary as a function of the other predictor, and this results in a curvilinear distortion of the prediction surface, defined by b_3 , that can take one of several constrained forms (for one such example see **Figure 1B**).

An RSA builds on this logic by using simple algebra to recombine coefficients (and their associated standard errors) from an expanded polynomial regression of the form, $Z' = b_0 + b_1X + b_2Y + b_3X^2 + b_4XY + b_5Y^2$. This recombination is done to test four new parameters that describe the attributes of two arbitrary lines that run through the prediction surface: the line of congruence (defined as the line where $X = Y$) and the line of incongruence (defined as the line where $X = -Y$). With respect to the current study, the line of congruence describes the predicted levels of relationship (and sexual) satisfaction for cases where partners report the same frequencies of solitary pornography use or non-use (actors' solitary pornography use = partners' solitary pornography use). In contrast, the line of incongruence defines the predicted levels of relationship (and sexual) satisfaction when partners' patterns of pornography use range from cases where participants use pornography alone more than once a day (actors' solitary pornography use = 1.97) but their partners do not use pornography alone (partners' solitary pornography use = -1.97), through cases where both participants and their partners use pornography about once a week (actors' solitary pornography use



use = 0 and partners' solitary pornography use = 0), to cases where the participants do not use pornography alone (actors' solitary pornography use = -1.97) and but their partners do so more than once a day (partners' solitary pornography use = 1.97). The line of incongruence plots a course on the prediction surface that ranges from one form of extreme dissimilarity, to a point of similarity, to another form of extreme dissimilarity (see the blue line running from the left to right side of **Figure 1B**).

The goal of RSA is to test slopes (indicated by coefficients a_1 and a_3) and curvilinear components (indicated by coefficients a_2 and a_4) for the line of congruence and the line of incongruence, and each component has a specific interpretation. With respect to the focal predictions of this study, coefficient a_4 is most relevant because it describes the curvature along the line of incongruence. When a_4 is significant it means that a similarity-dissimilarity effect is present in the data. If this coefficient is negative, it describes a convex shape. In the context of the current study a convex curve along the line of incongruence would mean that predicted satisfaction scores are higher when partners both report using pornography alone about once a week than when they report extreme dissimilarity in solitary pornography use (see **Figures 1A,B**). A significant slope along the line of incongruence denoted by coefficient a_3 , describes the degree of tilt that is present in the curve. Depending on the direction of this slope, this will enhance the magnitude of the effect of one type of extreme dissimilarity while diminishing the magnitude of the other (e.g., relationship satisfaction is lower when participants frequently

use pornography alone and their partners do not than when participants do not use pornography alone but their partners do so frequently).

Study 1: Results

Correlations between primary measures can be found in **Table 1**. Notable correlations existed between men's and women's reports of relationship satisfaction, $r = 0.65$, $p < 0.001$, sexual satisfaction, $r = 0.52$, $p < 0.001$, and shared pornography use, $r = 0.76$, $p < 0.001$, as well as between the within-subject reports of sexual and relationship satisfaction provided by men, $r = 0.66$, $p < 0.001$, and women, $r = 0.70$, $p < 0.001$.

The initial model predicted relationship satisfaction using actors' and partners' reports of solitary pornography use and their interaction. In subsequent steps, model fit was improved, $\chi^2(1) = 8.46$, $p = 0.004$, by adding shared pornography use as a between-dyad covariate, and gender as a within-dyad factor, $\chi^2(1) = 15.96$, $p < 0.001$. Consistent with H1a, frequency of shared pornography use was significantly related to relationship satisfaction, $b = 0.17$, $p = 0.004$, such that couples who reported more frequent shared pornography use reported higher relationship satisfaction. However, with respect to the expected similarity-dissimilarity effect (H2a), the positive interaction term was in the anticipated direction but dropped from significant, $b = 0.10$, $p = 0.042$, to non-significant, $b = 0.10$, $p = 0.061$, when the main effect for gender was added to the model (see **Figure 2A** and **Table 2**). Adding further

interactions between gender and the other components of the model did not significantly improve model fit, $\chi^2(4) = 3.31$, $p = 0.508$.

Sexual satisfaction was analyzed in the same way. In this case, adding the main effect for shared pornography use significantly improved fit, $\chi^2(1) = 6.08$, $p = 0.014$, but adding the main effect for gender did not $\chi^2(1) = 3.10$, $p = 0.078$. Within this model, the interaction between actor's and partners' solitary pornography use was significant when predicting sexual satisfaction, $b = 0.16$, $p = 0.043$, as was the frequency of shared pornography use, $b = 0.23$, $p = 0.014$ (see **Table 2** and **Figure 2B**). The RSA (Shanock et al., 2010) of the solitary pornography use components of this model further revealed significant curves along the lines of congruence, $a_2 = 0.16$, $p = 0.043$, and incongruence, $a_4 = -0.16$, $p = 0.043$, as well as a positive slope along the line of incongruence, $a_3 = 0.20$, $p = 0.009$. In sum, as we predicted, sexual satisfaction tended to be higher among participants who reported more shared pornography use (H1b) and lower among participants who reported high dissimilarity in their frequencies of solitary pornography use (H2b). However, the significant slope for a_3 indicated that the effects of dissimilarity on sexual satisfaction were particularly pronounced in cases where participants used little to no pornography alone but their partners frequently used pornography alone (see **Figure 2B**). Model fit was not improved further by adding interactions between gender and the other components of the model, $\chi^2 = 0.964$, $p = 0.915$.

Additional region of significance tests (Preacher et al., 2018) for simple slopes of actors' solitary pornography use at different values of a partners' solitary pornography use indicated a break point at -1.74 . In this case, participants' own pornography use was negatively related to their sexual satisfaction, but only among participants whose partner almost never used pornography, otherwise, pornography use was unrelated to their sexual satisfaction.

Study 1: Discussion

The results of Study 1 extended the previously established positive associations between shared pornography use and relationship quality (e.g., open sexual communication and closeness; see Kohut et al., 2018) to measures of relationship and sexual satisfaction. The results suggest that relationship

and sexual satisfaction was higher among couples who use pornography together on a more frequent basis. The associations between similarity-dissimilarity in solitary pornography use and satisfaction, however, were more nuanced. Sexual satisfaction varied, as predicted, by the degree of similarity-dissimilarity in partners' frequencies of solitary pornography use. Specifically, sexual satisfaction was lower when one partner used pornography alone while the other did not, and this effect was more pronounced among the partner who did not use pornography alone than among the partner who used pornography alone. With respect to relationship satisfaction, the pattern of effects was similar but weaker, and did not remain after an effect for gender was added to the model. This gender difference in relationship satisfaction was unexpected as previous analyses of this dataset have not found gender effects in the other measures of relationship quality once indicators of pornography use were controlled for (Kohut et al., 2018).

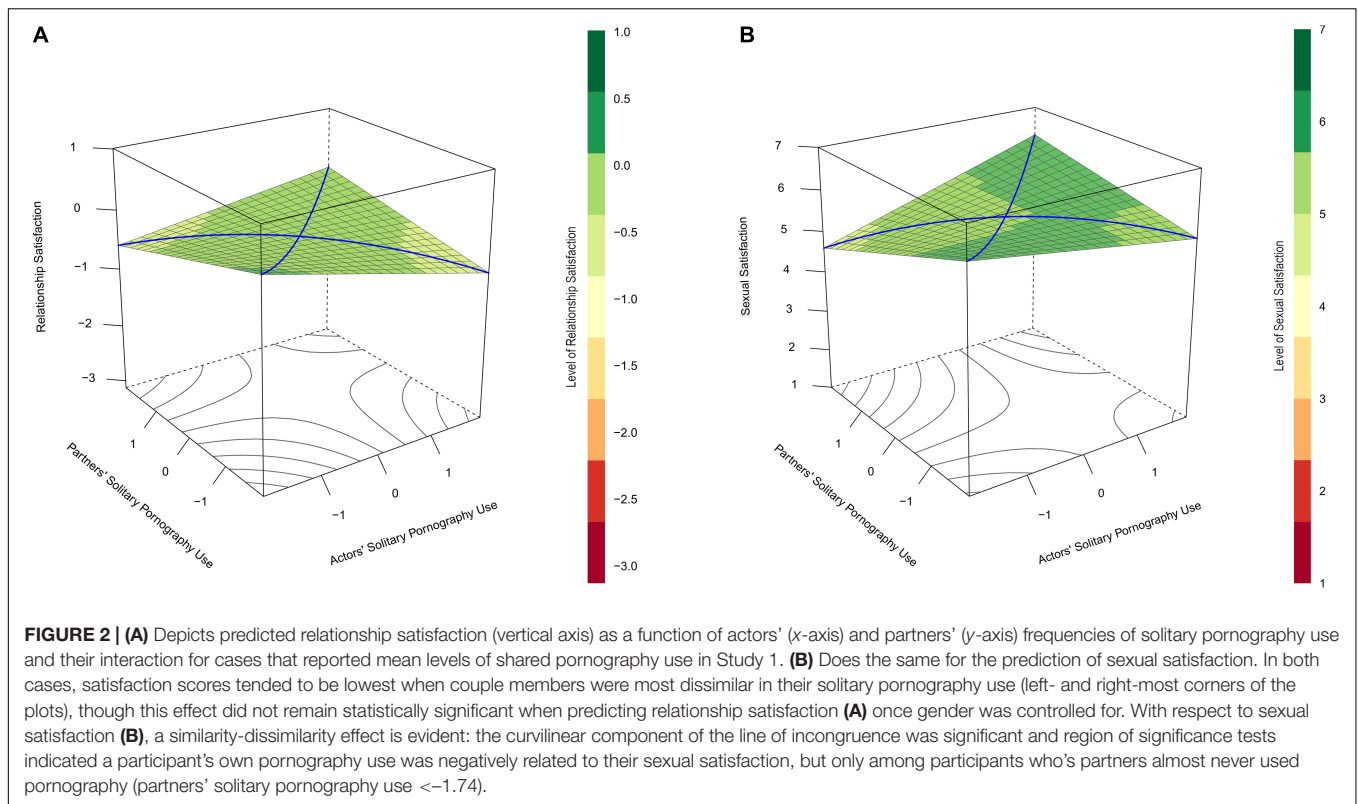
STUDY 2: ATTITUDES TOWARD ONE'S OWN PORNOGRAPHY USE

Although the correlates of shared pornography use are important in their own right, the theoretical mechanism underlying the correlates of similarity-dissimilarity in solitary pornography use is of particular interest to us. One possibility is that such associations stem from partner dissimilarity in attitudes toward pornography use. Within the literature, attitudes toward pornography use have been operationalized in a variety of different ways including the degree that people believe that pornography is arousing (Haavio-Mannila, 2003), the degree that they believe pornography is exciting and entertaining (Træen et al., 2004), the degree that they believe that it is beneficial or harmful (Træen et al., 2004; Poulsen et al., 2013) and the degree that they approve or disapprove of the use of others (Carroll et al., 2008). Men have notably more positive attitudes toward pornography use than women in that they tend to report that using pornography is more exciting, entertaining, and self-enhancing (Træen et al., 2004), and are also more approving of the use of others (Carroll et al., 2008, 2017). People with more positive attitudes toward pornography also tend to report using it more frequently (Træen et al., 2004; Poulsen et al., 2013), and because men are more likely to use pornography than women (Petersen and Hyde, 2010), it is likely that partners in many heterosexual relationships have dissimilar attitudes in this regard. Given previous findings concerning sexual similarity-dissimilarity (Eysenck and Wakefield, 1981; Smith et al., 1993; Purnine and Carey, 1999; Montoya and Horton, 2013), it seemed likely that partner similarity-dissimilarity in attitudes toward pornography use should also be related to relationship and sexual satisfaction. Finding such effects would lend credit to the possibility that similarity-dissimilarity in constructs related to pornography use may be statistically confounded with the similarity-dissimilarity effects of solitary pornography use (RQ1).

To the extent that attitudes toward using pornography oneself serve as a marker for actual pornography use (more positive attitudes reflect more pornography use), a harm-focused

TABLE 2 | Linear mixed models predicting relationship and sexual satisfaction for Study 1 ($N = 200$ couples).

	Relationship Satisfaction		Sexual Satisfaction	
	<i>b</i>	<i>p</i>	<i>b</i>	<i>p</i>
Fixed Effects				
Intercept	-0.24	0.029	5.63	>0.001
Actors' Solitary Porn. Use	-0.05	0.493	0.11	0.305
Partners' Solitary Porn. Use	-0.04	0.608	-0.09	0.399
Actors' by Partners' Solitary Porn. Use	0.10	0.061	0.16	0.043
Shared Porn. Use	0.17	0.004	0.23	0.014
Gender	-0.12	>0.001	-	-



exposure-based approach would argue that positive attitudes should correlate with a decline in relationship and sexual satisfaction over time. To this point, some existing longitudinal studies have found that pornography use precedes changes in relationship functioning (Perry, 2017a,b; Wright et al., 2017), though few of these studies have been dyadic in nature and at least some evidence indicates that relationship dysfunction can precede changes in pornography use (Muusses et al., 2015). To our knowledge no longitudinal studies have examined the role similarity-dissimilarity in partners' pornography use – or more relevantly here, partners' attitudes toward using pornography themselves – as an important moderating influence.

From an attitudinal similarity perspective, however, alternative expectations for the association between attitudes toward pornography use and changes in relationship and sexual satisfaction are possible. In a new couple, for example, one might expect that full awareness of differences in attitudes between partners may have yet to emerge, especially with respect to attitudes toward sexual interests like pornography use. If that were true, the magnitude of expected positive interaction between partners' attitudes toward pornography use could increase over time, reflecting increasingly negative impacts of dissimilarity in attitudes (relative to similarity in attitudes) as partners learn more about one another. On the other hand, in the West, sexual interactions frequently begin in the early stages of relationships, with few people waiting for the commitment of marriage (Wu et al., 2017), so partners may become aware of similarities and differences in each other's attitudes toward pornography use (or other closely related attitudes) relatively early on. In such

circumstances, the magnitude of the associations between the relationship and sexual satisfaction and the interaction between partners' attitudes toward using pornography themselves could either remain constant across time or decrease over time, depending largely on the (a) stability of attitudes, and (b) the stability of the relationship between attitudes toward pornography and sexual satisfaction.

Such questions were examined with a subset of data drawn from an 8-wave longitudinal study of American newlyweds that tracked relationship and sexual satisfaction over three and a half years in approximately 6-month intervals. Data were restricted to assessments at waves 5 through 8 because this study did not measure attitudes toward pornography use until wave 5, roughly 2 years from study initiation. Unfortunately, this measure of attitudes was not repeated in subsequent waves, which restricted the nature of temporal questions that could be examined with this data. With the previous findings in mind, we generally expected that partners' attitudes would moderate the associations between actors' attitudes toward using pornography themselves and relationship and sexual satisfaction such that satisfaction would be lower when actors and partners were discrepant in their attitudes toward using pornography. Because existing similarity-dissimilarity effects of pornography use have generally not been moderated by gender, we did not believe that the actor, partner, or the actor by partner interaction effects of attitudes would be further moderated by gender in this case either. Given the lack of the previous time-relevant dyadic research to draw on, coupled with divergent theoretical expectations, we had no firm expectations about whether the anticipated interaction effects

would be further moderated by time (registered materials: <https://osf.io/846vp>; data and syntax^{3,4}). Details of related ancillary research questions concerning curvilinear associations between attitudes toward pornography use and relationship quality can be found in Supplementary Data Sheet 1.

Study 2: Method

Study 2: Participants

Participants were drawn from a larger eight-wave longitudinal study of 135 American newlywed couples. Data analysis was restricted to data from waves 5 through 8 of the study because the assessment of attitudes toward using pornography did not occur until the 5th wave. In the latter half of this study, only 154 members of 77 couples had provided data that could be analyzed (recruitment details can be found in McNulty, 2016).

Of the $N = 154$ participants who had complete assessments of attitudes toward their own pornography use and at least one of the two dependent variables for both themselves and their partners, one hundred and forty-six (94.81%) reported relationship satisfaction at least twice; 120 (77.92%) reported relationship satisfaction at least three times, and eighty reported relationship satisfaction (51.95%) on all measurement occasions (reports of sexual satisfaction followed a similar pattern). Missing data analysis indicated that attitudes toward pornography use were somewhat more positive among those with missing relationship and sexual satisfaction data at wave 2, but there was no evidence of non-random missingness. As a consequence, we assumed that data were “Missing at Random” rather than “Missing at Complete Random” and proceeded with the planned linear mixed models (described below).

At study baseline, approximately 2 years before the 5th wave of the study, the husbands examined here were 25.79 years old ($SD = 4.13$) and had completed 16.19 years of education ($SD = 2.08$). The median of husbands’ reported income range was \$20,001 to \$25,000 per year. Wives were 23.95 years old ($SD = 3.28$) and had completed 17.25 years of education ($SD = 1.60$). The median of wives’ reported income ranged from \$10,001 to \$15,000 per year. Eighty-seven percent of husbands and 91% of wives identified as Caucasian. Husbands who were retained for analysis were significantly more educated than those who were not, $t(133) = 2.51, p = 0.013$, but these groups did not differ in age, $t(133) = 0.33, p = 0.745$, race, $\chi^2(8) = 13.06, p = 0.794$, or income, $t(132) = -1.30, p = 0.197$. Wives that were retained for analysis did not differ from those who were excluded in terms of education, $t(133) = -0.46, p = 0.648$, age, $t(133) = 0.95, p = 0.346$, race, $\chi^2(3) = 2.74, p = 0.434$, and income, $t(132) = -0.19, p = 0.847$.

Study 2: Materials and Procedure

As part of the broader aims of the original study from which these data were drawn, couples attended a laboratory session. Before that session, they were mailed a packet of questionnaires

to complete at home and bring to their appointment. This packet included a consent form approved by the local human subjects review board, questionnaires beyond the scope of the current analyses (e.g., personality, stress, self-esteem, etc.), and a letter instructing participants to complete all questionnaires independently of their partners and to bring their completed questionnaires to their upcoming laboratory session at which they completed other tasks that are not relevant to the current analyses (see McNulty and Russell, 2010; McNulty, 2016). Couples were paid US\$80 for participating in this phase of the study.

At approximately 6- to 8-month intervals subsequent to the initial assessment, couples were re-contacted by phone or email and again mailed further questionnaire packets. At the fifth wave of assessment, the packet contained questions about relationship satisfaction, sexual satisfaction, and attitudes toward pornography use. The sixth, seventh, and eighth wave of assessment contained the same measures of relationship and sexual satisfaction but not attitudes toward pornography use. Couples were mailed a US\$50 check for participating in each of these follow-up phases. Means and standard deviations for the following measures can be found in **Table 3**.

Study 2: relationship satisfaction

Relationship satisfaction was assessed with the Quality Marriage Index (Norton, 1983) at waves 5 through 8. It consists of five items that ask participants the extent to which they agree or disagree with general statements about their marriage (e.g., “We have a good relationship”) on a scale from “Very strong disagreement” (1) to “Very strong agreement” (7), and one item that asks spouses to answer the question “All things considered, how happy are you with your marriage?” on a scale from “Very unhappy” (1) to “Perfectly happy” (10). Scores were summed so that higher scores indicated more satisfaction. Reliability was high; Cronbach’s α was above 0.90 for both husbands and wives across all waves.

Study 2: sexual satisfaction

The degree of spouses’ sexual satisfaction was assessed at waves 5 through 8 with the Index of Sexual Satisfaction (Hudson, 1998). This inventory measures partners’ satisfaction with their sexual relationship by asking them to indicate the extent to which 25 statements described their current sexual relations with their partner (e.g., “I think that our sex is wonderful”; “Our sex is monotonous”) on a scale from “None of the time” (1) to “All of the time” (7). Responses to these items were reversed where appropriate and summed to form aggregate scores which ranged from 25 to 175, with higher scores indicating higher levels of sexual satisfaction. Internal consistency of this measure was high ($\alpha > 0.90$) across all study waves for both partners.

Study 2: attitudes toward one’s own pornography use

Participants’ attitudes toward using pornography themselves were assessed with a single item on a broader scale of sexual attitudes (Wenner et al., 2011) at wave 5 of the study. This item asked each member of the couple to report the extent to which they agreed with the following statement: “I enjoy viewing pornography,” using a scale ranging from “Very strong

³https://osf.io/652jg/?view_only=086e2336279f4f70bf6477e3f20503c8

⁴Initially, relationship satisfaction was omitted from our registered rationale and analytic plan for this study because of a miscommunication between the authors. Once this error was discovered by the first author, it was analyzed following the same plan that was employed to examine models of sexual satisfaction, detailed below.

TABLE 3 | Summary of the correlations, means, and standard deviations of the focal variables for Study 2 ($N = 77$ couples).

	1	2	3	4	5	M	SD
1. Relationship Satisfaction Male						40.08	4.95
2. Relationship Satisfaction Female	0.49**					39.62	6.74
3. Sexual Satisfaction Male	0.47**	0.43**				140.22	27.06
4. Sexual Satisfaction Female	0.40**	0.64**	0.54**			139.39	23.94
5. Attitudes Toward Porn Male	-0.24*	-0.30**	-0.26*	-0.26*		3.47 ¹	2.01
6. Attitudes Toward Porn Female	-0.07	-0.08	-0.09	-0.14	0.44**	2.27	1.68

*Signifies significant correlations $p < 0.05$; **signifies significant correlations, $p < 0.01$.

¹Women report significantly more negative attitudes toward pornography than men, $p < 0.001$.

For interpretability, all M and SD are presented in the original scale metric.

disagreement” (1) to “Very strong agreement” (7). As before, attitudes toward pornography use were standardized and then re-centered at the midpoint of the range for use in the analyses described below.

Study 2: Analytic Plan

Both relationship and sexual satisfaction were analyzed with RSA applied to a linear mixed-modeling approach to the actor-partner growth model where actors’ and partners’ attitudes toward pornography use, their interaction, and gender served as time invariant predictors of either relationship or sexual satisfaction measured over 4 waves (waves 5 through 8). The initial models considered only the actor and partner effects for attitudes toward pornography use, as well their interaction, and in the following steps, fixed effects of gender and time were considered in subsequent models. Following Kenny et al.’s (2006) advice for repeated measures dyadic data, we modeled correlated errors in the residuals by nesting time crossed with partner within couples and constraining the resulting covariance matrix with a heterogeneous auto-regressive structure. This approach allows residuals to correlate between partners and across time and assumes larger correlations between measures that are more temporally proximate. Analyses were conducted with the MIXED command in IBM SPSS Statistics 25 (IBM Corporation, 2017) and all models were estimated with maximum likelihood estimation so that differences between nested models could be tested.

Study 2: Results

Baseline correlations between primary measures can be found in **Table 3**. Moderate correlations existed between relationship partners’ reports of relationship satisfaction, $r = 0.49$, $p < 0.001$, and sexual satisfaction, $r = 0.54$, $p < 0.001$. Importantly, small negative correlations also emerged between men’s attitudes toward using pornography themselves and both their own, $r = -0.25$, $p = 0.032$, and their partners’ relationship satisfaction, $r = -0.30$, $p = 0.007$. The same was true with respect their own, $r = -0.26$, $p = 0.023$, and their partners’ sexual satisfaction, $r = -0.26$, $p = 0.020$.

The initial model predicted relationship satisfaction with actors’ and partners’ reports of attitudes toward pornography use and their interaction. Contrary to our expectations, the interaction effect was not significant, $b = 0.03$, $p = 0.933$ (see **Table 4**). The lack of interaction resulted in a flat prediction surface which does not indicate similarity-dissimilarity effects

(see **Figure 3A**). Neither of the subsequent models involving gender, $\chi^2(4) = 5.46$, $p = 0.243$, and time, $\chi^2(4) = 4.39$, $p = 0.356$, improved model fit further.

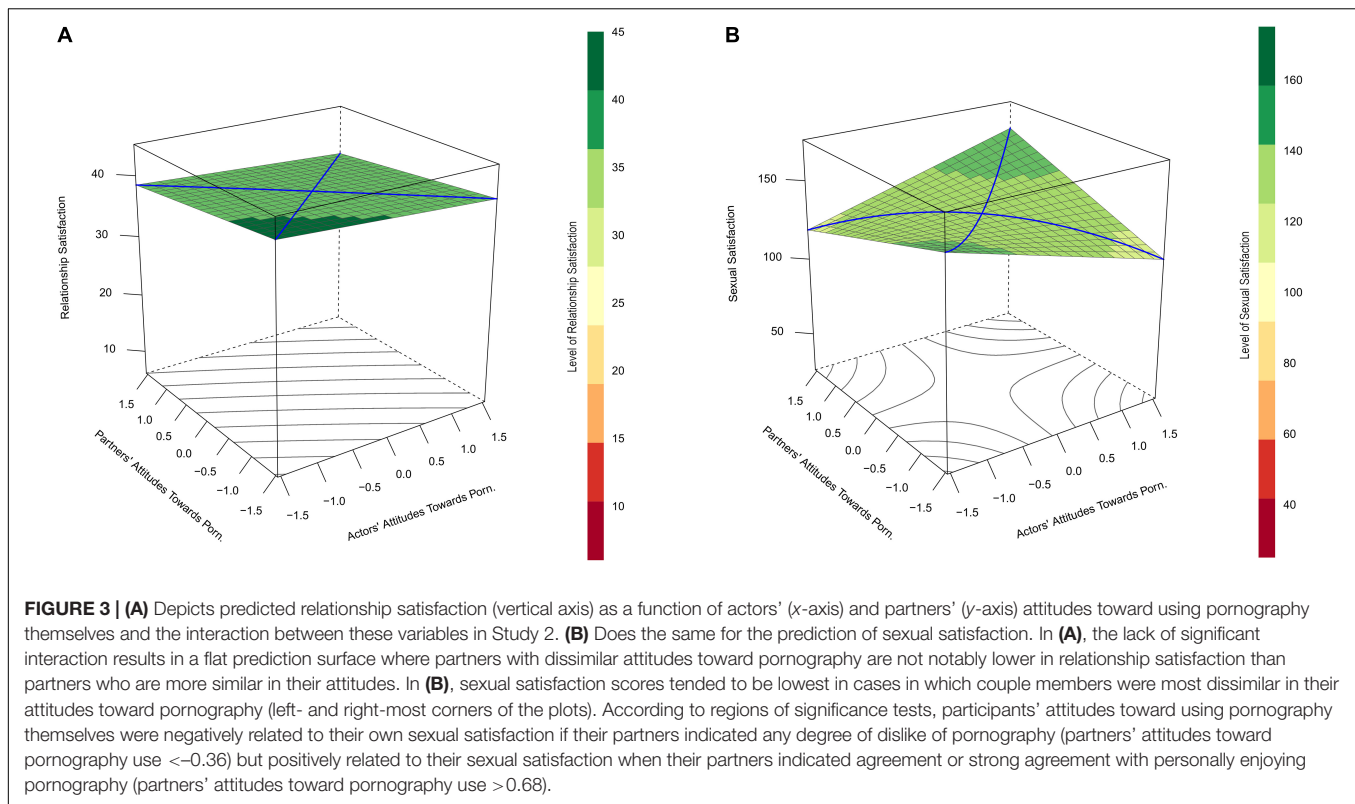
Sexual satisfaction was predicted by actors’ and partners’ reports of attitudes toward pornography use and their interaction. As we suspected, this model indicated a significant positive interaction between actors’ and partners’ attitudes toward pornography use, $b = 8.11$, $p < 0.001$ (see **Figure 3B** and **Table 4**). A RSA further indicated significant curves along the lines of congruence, $a_2 = 8.11$, $p < 0.001$, and incongruence, $a_4 = -8.11$, $p < 0.001$, but no significant slopes along these lines: $a_1 = 1.17$, $p = 0.711$, and $a_3 = -1.21$, $p = 0.507$. Such findings suggested a similarity-dissimilarity effect for partners’ attitudes toward pornography use when predicting sexual satisfaction. The lack of slope for a_3 in this analysis indicated that the effect of similarity-dissimilarity was the same regardless of which partner’s attitudes toward pornography were positive and which were negative.

Region of significance tests indicated significant slopes for actors’ attitudes toward pornography use when partners’ attitudes toward pornography use were less than -0.36 and greater than 0.68 . These results suggested that participants’ attitudes toward using pornography themselves were negatively related to their sexual satisfaction if their partners indicated any degree of dislike of pornography but positively related to their sexual satisfaction when their partners indicated agreement or strong agreement with personally enjoying pornography.

Consistent with our prediction, adding a gender component and interactions between gender and the other fixed effects in the

TABLE 4 | Linear mixed models predicting relationship and sexual satisfaction for Study 2 ($N = 77$ couples).

	Relationship Satisfaction		Sexual Satisfaction	
	b	p	b	p
Fixed Effects				
Intercept	39.17	>0.001	136.2	>0.001
Actors’ Attitudes Toward Porn (ATP)	-0.63	0.133	-0.02	0.991
Partners’ ATP	-1.01	0.011	1.19	0.521
Actors’ ATP by Partners’ ATP	0.03	0.933	8.11	>0.001



model did not improve model fit further, $\chi^2(4) = 3.23, p = 0.520$. Interestingly, adding a time component and interactions between time and the other fixed effects in the model also failed to improve model fit, $\chi^2(4) = 3.23, p = 0.495$, indicating that the association between similarity-dissimilarity in attitudes toward pornography and sexual satisfaction did not change from wave 5 to wave 8, which occurred approximately 18 months later.

Study 2: Discussion

The results of Study 2 partially confirmed our primary expectations; like Study 1 a significant positive interaction between actors' and partners' attitudes toward using pornography themselves was found when predicting sexual satisfaction but not relationship satisfaction. Unfortunately, because pornography use was not measured in this study, it was not possible to test this explanatory mechanism for the interactive effects of partners' solitary pornography use on sexual satisfaction directly.

This study also found that similarity-dissimilarity in attitudes toward pornography use measured some years after marriage remained predictive of sexual satisfaction 18 months after the attitudes were measured. Moreover, the statistical effect of similarity-dissimilarity appeared to be relatively constant across time, neither increasing in magnitude nor decreasing. We are inclined to believe that such findings reflect a degree of stability within partner similarity-dissimilarity in attitudes toward pornography use, which may be entrenched in a broader network of similar-dissimilar values. We also note that this is not a pattern of results that we would expect from a harm-focused effect-based approach. However, without further assessments of

attitudes toward pornography use at subsequent waves of data collection, broader measures of sexual value dissimilarity, or measures of actual pornography use, the best interpretation of this pattern of association remains uncertain.

STUDY 3: EROTOPHOBIA-EROTOPHILIA AND SEXUAL PREFERENCES

Although suggestive, the results of Studies 1 and 2 are far from definitive. Of particular importance, the findings from Study 1 should not be taken as strong evidence of a conceptual extension of the correlates of similarity-dissimilarity in solitary pornography use or shared pornography use. The data used in Study 1 came from the same sample employed by Kohut et al. (2018), who reported nearly identical patterns of results with respect to sexual communication and interpersonal closeness. To further substantiate these findings, we sought to replicate them by testing H1 and H2 in an independent cross-sectional sample of $N = 207$ romantic dyads that was collected for a project involving sexual ideal preferences (Balzarini et al., 2021). In this sample, we expected to find clear evidence that shared pornography use would be associated with both relationship and sexual satisfaction (H1) and that dissimilarity in solitary pornography use would be related to lower relationship and sexual satisfaction (H2).

An additional goal of this study was to strengthen the elucidation of theoretical mechanisms underlying the similarity-dissimilarity effect of solitary pornography use by further examining RQ1. Unlike Study 2, the data used for Study

3 included both measures of pornography use and relevant individual difference dimensions which allowed us to test whether or not similarity-dissimilarity in pornography use added to the prediction of sexual/relationship satisfaction once other patterns of similarity-dissimilarity were statistically controlled. If similarity-dissimilarity in solitary pornography use did not emerge under these circumstances, it would suggest either that similarity-dissimilarity in other characteristics mediate the causal impact of pornography on relationship quality, or potentially, that the associations between pornography use and relationship quality may be spurious.

Individual differences in couple members' erotophobia-erotophilia are of considerable conceptual relevance to understanding the connections between pornography use and relationship quality because erotophobia-erotophilia is reliably correlated with pornography use (Fisher et al., 1988). Moreover, previous research has shown that similarity-dissimilarity in erotophobia-erotophilia is related to sexual satisfaction (Smith et al., 1993). If similarity-dissimilarity in partners' erotophobia-erotophilia is implicated in the effects of similarity-dissimilarity in solitary pornography use, we would expect to find a positive interaction between actors' and partners' erotophobia-erotophilia when predicting relationship and sexual satisfaction. Further, if erotophobia-erotophilia is a major contributor to relationship functioning – either because it represents an ultimate cause and pornography use is a mediating process or because it is a proximal cause that either mediates or creates spurious associations between pornography use and relationship functioning – actors' and partners' solitary pornography use and the interaction between these variables should not add to the prediction of sexual/relationship satisfaction once actors' and partners' erotophobia-erotophilia, and their interaction, are statistically controlled.

As an alternative to erotophobia-erotophilia, it is also known that similarity-dissimilarity in partners' sexual preferences (e.g., “My preferred time for having sex is in the morning”) are related to sexual satisfaction (Purnine and Carey, 1999). From this perspective, the data used for the current analyses are particularly relevant as they come from a dyadic study that was designed to determine if discrepancies in partners' sexual ideals are associated with various aspects of relationship quality. To this end, members of participating couples were each asked to indicate their own sexual ideal preferences across a diverse set of 30 items, none of which specifically involved pornography use. Because differences in pornography use may reflect wider differences in personally held sexual ideal preferences within relationships, controlling for differences in personally held sexual ideals may also reduce or eliminate the associations between pornography use and relationship and sexual satisfaction.

In sum, Study 3 had two research goals. First, we wished to determine if the associations between similarity-dissimilarity in solitary pornography use, shared pornography use, and relationship and sexual satisfaction would replicate in an independent dyadic sample. Second, we wished to determine if similarity in erotophobia-erotophilia and/or sexual ideal preferences could statistically “explain” these associations

(registered materials: <https://osf.io/h8agx>; data and syntax⁵). Details of related ancillary research questions concerning curvilinear associations between pornography use and relationship quality can be found in Supplementary Data Sheet 1.

Study 3: Method

Study 3: Participants

This sample was recruited by *Qualtrics Panel LLC*. To this end, *Qualtrics* contacted panel members with the opportunity to participate in a study whose stated purpose was to better understand sexual ideals and to assess the associations between sexual ideal discrepancies and relationship functioning. To be eligible, individuals were required to be at least 18 years of age, be fluent in English, to have an active *Qualtrics Panel* account, to be involved in a romantic relationship of at least 4 months, and to have a romantic partner willingly complete the survey. These inclusion criteria were confirmed through a screening process conducted by *Qualtrics Panel LLC*, and subsequently reconfirmed by participants' responses to the demographic questionnaire.

A total of 2,050 individuals accessed the online study, and of those, 1,843 were removed because one or both partners: did not consent to participate (12.93%, $n = 265$), failed to meet the inclusion criteria (22.73%, $n = 466$), failed an attention check (25.37%, $n = 520$), did not complete the study in full (28.20%, $n = 578$), or because our quota was reached (0.20%, $n = 4$). The final sample was composed of $N = 207$ heterosexual couples ($N = 414$ individuals). Retained couple members were primarily middle-aged ($M = 45.81$), Caucasian (84.54%), monogamous (88.89%), and married (88.41%). Compared to the participants in intact couples with complete data who were not included in this study, the retained sample reported significantly higher solitary pornography use, $t(237) = 2.85$, $p = 0.005$. These two subsamples did not differ with respect to age, $t(237) = 0.87$, $p = 0.387$, race, $F(1,476) = 2.99$, $p = 0.084$, relationship orientation, $F(1,476) = 0.52$, $p = 0.473$, relationship status, $F(1,476) = 0.19$, $p = 0.667$, relationship satisfaction, $t(236) = -1.08$, $p = 0.281$, sexual satisfaction, $t(236) = -1.89$, $p = 0.070$, or shared pornography use, $t(237) = -0.09$, $p = 0.928$.

Study 3: Materials and Procedure

Eligible parties followed a link to a webpage which presented the Letter of Information and informed consent. Participants were first asked to fill out a questionnaire assessing demographic information. Then, participants were asked to build a mental picture of their ideal sexual partner and to indicate how important each of 30 traits was to their concept of an ideal sexual partner. After this exercise, participants rated the extent to which they believed their actual partner met these 30 ideals. Participants were then asked about their perceptions of their actual partners' ideals and the extent to which they believed they met their partners' ideals. Next, participants responded to a series of measures meant to examine relationship functioning correlates (e.g., relationship and sexual satisfaction, perceived likelihood of relationship dissolution) of similarity-dissimilarity in sexual ideal preferences, potential moderators of these

⁵https://osf.io/4tbxu/?view_only=44b673a4ede14d31b6be29c033eabdfe

associations (e.g., erotophobia-erotophilia, implicit theories of relationships, motivations for sex), and questions about their solitary pornography use and their shared pornography use with their partner. Once all questionnaires were complete, participants were forwarded to a page where they were provided with debriefing information and token compensation for taking part in the study. Means and standard deviations for the following measures can be found in **Table 5**.

Study 3: relationship satisfaction

Three items from the Investment Model Scale (Rusbult et al., 1998) were used to assess relationship satisfaction (e.g., “I feel satisfied with our relationship”). Participants responded with 9-point scales that ranged from “do not agree at all” (1) to “agree completely” (9). Responses to these items were mean aggregated ($\alpha = 0.95$), with higher scores indicating more relationship satisfaction.

Study 3: sexual satisfaction

As with Study 1, sexual satisfaction was measured with Lawrence and Byers' instrument (1998; as cited in Byers, 2005). Responses were mean aggregated ($\alpha = 0.97$) with higher scores indicating more sexual satisfaction (range: 1–7).

Study 3: pornography use

Pornography use was assessed with the same 2-items used in Study 1 to obtain information about the frequency of participants' solitary pornography use and their shared pornography use with their partner. However, in this case, definitions of pornography use were not provided to participants. Response options ranged from “Never” (1) to “More than once a day” (8). As with Study 1, non-use of pornography was common and responses were positively skewed in this sample: 39.61% of the sample reported never using pornography alone ($S = 0.94$, $p < 0.001$) while 46.62% reported never using it with a partner ($S = 1.25$, $p < 0.001$). As before, partners' respective reports of shared pornography use were mean averaged and both the measure of solitary pornography use and shared pornography use were standardized and re-centered at the midpoint of the scale range for use in the RSA analyses described below.

Study 3: erotophobia-erotophilia

The short-form of the Sexual Opinion Survey (Fisher et al., 1988) was used to assess erotophobia-erotophilia. Participants were asked to indicate the extent they agreed or disagreed with five statements such as, “Masturbation can be an exciting experience” and “It would be emotionally upsetting to me to see someone exposing themselves publicly” ($\alpha = 0.67$). Participants responded using a 7-point Likert-like scale ranging from “strongly agree” (1) to “strongly disagree” (7). Responses were mean aggregated with reverse coding were applicable so that higher scores indicated more erotophilia, and then standardized.

Study 3: sexual ideal preferences

Participants were asked to mentally construct an ideal sexual relationship and then indicate how important each of 30 items was for understanding that relationship. Items included specific partner traits (e.g., “Ideal sexual partner is kinky”), optimal aspects of sexual encounters (e.g., “Ideal sexual encounter would

involve dirty talk”), and other characteristics of one's ideal relationship with a sexual partner (e.g., “Go on dates with ideal sexual partner”). Participants responded to the items with 7-point scales that ranged from “very unimportant” (–3) to “very important” (3). Responses were subjected to an exploratory factor analysis using maximum-likelihood and an oblimin rotation. A parallel analysis indicated that no more than six factors should be extracted though a five factor solution was most interpretable. The five factor solution explained 40% of the variance and had reasonable fit, TLI = 0.91, RMSEA = 0.04; 90% CI [0.04, 0.05]. The resulting factors indicated discrete preferences for aggressive sex (e.g., spanking, hair-pulling, etc.), a loving partner and relationship (e.g., loving, supportive, etc.), pornographic sex (e.g., swallowing ejaculate, anal sex, etc.), specific partner demographic characteristics (e.g., ethnicity, religiosity, etc.), and holistic somatic stimulation (e.g., nipple stimulation, tickling, etc.). Factor scores were calculated for each factor using the regression method and then standardized. Weighted composite reliabilities for regression factors scores (Beauducel et al., 2016) ranged from adequate to good: aggressive sex, $R_R = 0.90$; a loving partner and relationship, $R_R = 0.88$; pornographic sex, $R_R = 0.79$; specific partner characteristics, $R_R = 0.70$; and holistic somatic stimulation, $R_R = 0.77$.

Study 3: Analytic Plan

The associations between pornography use, relationship satisfaction, and sexual satisfaction were analyzed using the same RSA APIM approach that was outlined in Study 1 using IBM SPSS Statistics 25 (IBM Corporation, 2017).

Erotophobia-erotophilia and each dimension of sexual preference were then used to explore statistical confounding of the associations between similarity-dissimilarity in pornography use and relationship and sexual satisfaction. To this end, we first constructed separate linear mixed APIMs for each of the six potential explanatory variables. In each case, relationship and sexual satisfaction were regressed on an actor effect, a partner effect, and the interaction between the actor and partner effects (e.g., relationship satisfaction was regressed on actors' erotophobia-erotophilia, partners' erotophobia-erotophilia, and the interaction between these effects). Models that produced significant interactions were assumed to be eligible candidates for testing statistical confounding with the interaction between actors' and partners' solitary pornography use. Actors' and partners' solitary pornography use and their interaction and shared pornography use were then added to these candidate models only. In all cases, ML estimation was used and residuals were modeled by nesting partner within couple using an unstructured residual covariance matrix.

Study 3: Results

Correlations between primary measures can be found in **Table 5**. Strong correlations existed between men and women's reports of relationship satisfaction, $r = 0.77$, $p < 0.001$, sexual satisfaction, $r = 0.76$, $p < 0.001$, and shared pornography use, $r = 0.86$, $p < 0.001$, as well as between the within-subject reports of sexual and relationship satisfaction provided by men, $r = 0.77$, $p < 0.001$, and women, $r = 0.84$, $p < 0.001$.

TABLE 5 | Summary of the correlations, means, and standard deviations of the focal variables for Study 3 ($N = 207$ couples).

	1	2	3	4	5	6	7	8	<i>M</i>	<i>SD</i>
1. Relationship Satisfaction Male									7.61 ¹	1.84
2. Relationship Satisfaction Female	0.76**								7.28	2.06
3. Sexual Satisfaction Male	0.77**	0.69**							6.06 ¹	1.32
4. Sexual Satisfaction Female	0.63**	0.84**	0.76**						5.81	1.45
5. Solitary Porn. Use Male	-0.16*	-0.21**	-0.18*	-0.20**					2.96 ¹	1.77
6. Solitary Porn. Use Female	-0.05	-0.03	-0.06	-0.01	0.38**				2.01	1.33
7. Shared Porn. Use Male	0.08	0.08	0.20**	0.14*	0.42**	0.39**			1.99	1.11
8. Shared Porn. Use Female	-0.03	0.05	0.13	0.15*	0.37**	0.44**	0.86**		1.95	1.22
9. Mean Shared Porn. Use	0.02	0.07	0.17*	0.15*	0.41*	0.43*	0.96**	0.97**	1.97	1.13

*Signifies significant correlations $p < 0.05$; **signifies significant correlations, $p < 0.01$.

¹Men report significantly higher relationship satisfaction, $p < 0.001$, sexual satisfaction, $p < 0.001$, and pornography use, $p < 0.001$, than women. For interpretability, all *M* and *SD* are presented in the original scale metric.

The initial model predicted relationship satisfaction using actors' and partners' reports of solitary pornography use and their interaction. In subsequent steps, model fit was improved, $\chi^2(1) = 4.66, p = 0.031$, by adding shared pornography use as a between-dyad covariate, and gender as a within-dyad factor, $\chi^2(1) = 5.13, p = 0.024$. In this model, frequency of shared pornography use was significantly related to relationship satisfaction (H1a), $b = 0.30, p = 0.03$, and the positive interaction term between actors' and partners' solitary pornography use was significant, $b = 0.40, p = 0.002$ (see **Table 6** and **Figure 4A**). These results are similar to those presented in Study 1, though in this case the interaction between actors' and partners' solitary pornography use remained significant after controlling for gender. The RSA of the solitary pornography use components of this model further revealed significant curves along the lines of congruence, $a_2 = 0.40, p = 0.002$, and incongruence, $a_4 = -0.40, p = 0.002$, which indicated a similarity-dissimilarity effect (H2a). There were no significant slopes in this analysis, $a_1 = 0.41, p = 0.236$ and $a_3 = 0.15, p = 0.083$, and the lack of a significant slope for a_3 suggested that the effect of similarity-dissimilarity was similar regardless of who was using pornography alone in the relationship. Adding further interactions between gender and the other components of the model did not significantly improve model fit, $\chi^2(3) = 0.19, p = 0.980$.

Tests for simple slopes of actors' solitary pornography use at different values of a partners' solitary pornography use indicated regions of significance that were less than -1.15 and greater than 0.38 . These results implied that participants' own solitary

pornography use was negatively related to their relationship satisfaction if their partners' almost never used pornography but positively related to their relationship satisfaction when their partners' used pornography alone more than once or twice a week.

Sexual satisfaction was analyzed in the same way. In this case, adding the main effect for shared pornography use significantly improved fit, $\chi^2(1) = 20.76, p < 0.001$, as did adding gender, $\chi^2(1) = 6.30, p = 0.012$. As in Study 1, in this model (see **Table 6** and **Figure 4B**), the interaction between actor's and partners' solitary pornography use was significant when predicting sexual satisfaction, $b = 0.25, p = 0.007$, as was the frequency of shared pornography use, $b = 0.45, p < 0.001$. The RSA of the solitary pornography use components of this model further revealed significant curves along the lines of congruence, $a_2 = 0.25, p = 0.005$, and incongruence, $a_4 = -0.25, p = 0.005$, however, the slopes along these lines were not significant, $a_1 = 0.04, p = 0.880, a_3 = 0.10, p = 0.103$. As with the prediction of relationship satisfaction in this sample, the significant main effect for shared pornography use indicated that couples who reported higher frequencies of shared pornography use reported higher sexual satisfaction (H1b), and the significant curve along the line of incongruence accompanied by a null slope implied the presence of similarity-dissimilarity effect in solitary pornography use that did not depend on who was using pornography alone in the relationship (H2b). Model fit was not improved by adding interactions between gender and the other components of the model, $\chi^2(3) = 0.33, p = 0.954$.

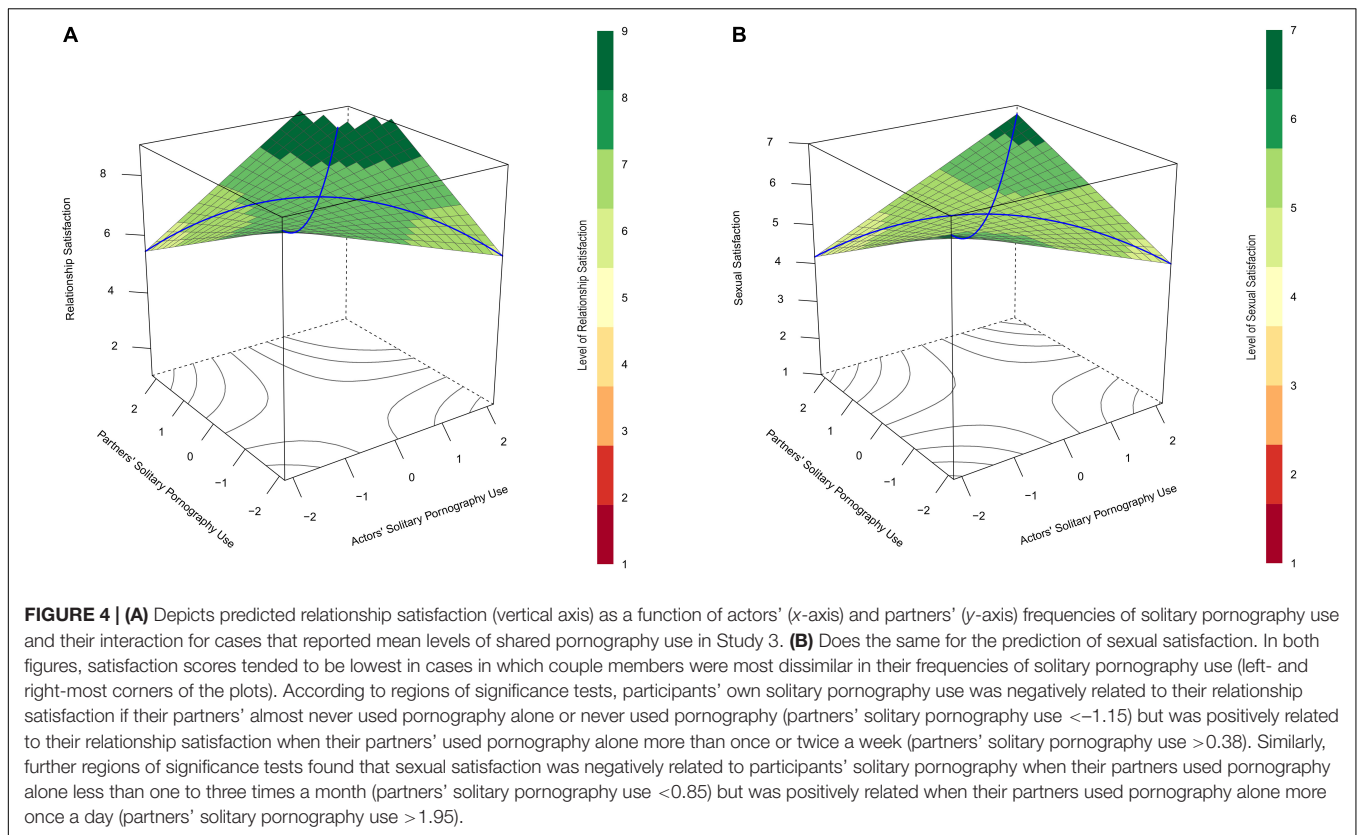
Region of significance tests for simple slopes of actors' solitary pornography use at different values of partners' solitary pornography use revealed significant slopes outside of the region bounded by -0.85 and 1.95 . These results indicated that participants' solitary pornography use was negatively related to participants' own sexual satisfaction when their partners used pornography less than 1–3 times per month but was positively related to their sexual satisfaction when their partners used pornography more than once a day.

Study 3: Similarity-Dissimilarity in Other Individual Difference and Attitudinal Dimensions

Correlations between the study's primary measures, erotophobia-erotophilia, and each of the five sexual preference factor scores

TABLE 6 | Linear mixed models predicting relationship and sexual satisfaction for Study 3 ($N = 207$ couples).

	Relationship Satisfaction		Sexual Satisfaction	
	<i>s</i> ²	<i>p</i>	<i>s</i> ²	<i>p</i>
Fixed Effects				
Intercept	7.23	>0.001	5.54	>0.001
Actors' Solitary Porn Use	0.28	0.120	0.07	0.581
Partners' Solitary Porn Use	0.13	0.462	-0.03	0.788
Actors' by Partners' Solitary Porn Use	0.40	0.002	0.25	0.005
Shared Porn Use	0.30	0.031	0.45	>0.001
Gender	-0.12	0.024	-0.10	0.012



can be found in **Table 7**. Of particular note, participants' preference for a loving partner was positively correlated with relationship satisfaction, $r = 0.22$, $p < 0.001$, and sexual satisfaction, $r = 0.22$, $p < 0.001$, and negatively correlated with participants' solitary pornography use, $r = -0.28$, $p < 0.001$, and their partners' solitary pornography use, $r = -0.10$, $p = 0.050$.

When similarity-dissimilarity models were constructed to predict relationship satisfaction using these individual difference measures, significant interactions between actor and partner effects were only found when examining erotophobia-erotophilia, $b = 0.27$, $p = 0.014$, and preference for pornographic sex, $b = 0.27$, $p = 0.019$. While both models resulted in prediction surfaces that were comparable to those found for similarity-dissimilarity in solitary pornography use, model fit was improved in both cases when the effects for solitary pornography use were added (erotophobia-erotophilia model, $\chi^2(4) = 27.30$, $p < 0.001$; preference for pornographic sex model, $\chi^2(4) = 20.97$, $p < 0.001$). Moreover, in these combined models, the interactions between actors' and partners' solitary pornography use were significant while controlling for similarity-dissimilarity in erotophobia-erotophilia, $b = 0.40$, $p = 0.002$, and preference for pornographic sex, respectively, $b = 0.37$, $p = 0.004$. On the basis of these results, it does not appear that the similarity-dissimilarity effect of actors' and partners' solitary pornography use on relationship satisfaction can be explained by similarity-dissimilarity in erotophobia-erotophilia or sexual ideal preferences (RQ1).

When the same approach was applied to sexual satisfaction, significant interactions between actor and partner effects were limited to similarity-dissimilarity models involving erotophobia-erotophilia, $b = 0.26$, $p < 0.001$, preference for pornographic sex, $b = 0.30$, $p = 0.014$, and preference for holistic somatic stimulation, $b = 0.17$, $p = 0.023$. Similar to the analysis of relationship satisfaction, the addition of the effects of solitary pornography use resulted in significant interactions between actors' and partners' solitary pornography use when erotophobia-erotophilia was controlled for, $b = 0.23$, $p = 0.010$, when preference for pornographic sex was controlled for, $b = 0.21$, $p = 0.014$, and when preference for holistic somatic stimulation was controlled for, $b = 0.21$, $p = 0.016$, and model fit was improved in all cases [erotophobia-erotophilia model, $\chi^2(4) = 35.13$, $p < 0.001$; preference for pornographic sex model, $\chi^2(4) = 34.61$, $p < 0.001$; preference for holistic somatic stimulation $\chi^2(4) = 31.70$, $p < 0.001$]. Unlike the examination of relationship satisfaction, however, the magnitude of the interaction between actors' and partners' solitary use appeared to be marginally reduced in each case. Still, the results did not clearly support the notion that any of these variables are strongly implicated as potential explanatory mechanisms that underlie the associations between similarity-dissimilarity in solitary pornography use and relationship and sexual satisfaction (RQ1).

Study 3: Discussion

The results of the primary analyses in Study 3 largely replicate those of Study 1. Shared pornography use was

TABLE 7 | Correlations between primary variables and potential “third variables” for Study 3 ($N = 207$ couples).

	Relationship Satisfaction	Sexual Satisfaction	Actors' Porn. Use	Partners' Porn. Use	Shared Porn. Use
Sexual Ideals					
Aggressive Sex	0.09	0.12*	0.26*	0.13*	0.21*
Loving Partner	0.22*	0.22*	-0.28*	-0.10*	-0.07
Pornographic Sex	0.05	0.08	0.30*	-0.03	0.21*
Partner Characteristics	0.07	0.09	-0.13*	-0.15*	-0.09
Holistic Stimulation	0.15*	0.18*	0.18*	0.04	0.28*
Erotophobia-Erotophilia	0.02	0.03	0.45*	0.13*	0.33*

* $r > 0.09$ is $p < 0.05$; $r > 0.12$ is $p < 0.01$; $r > 0.16$ is $p < 0.001$.

positively correlated with relationship and sexual satisfaction while associations between one's own solitary pornography use and relationship and sexual satisfaction were contingent on a partner's solitary pornography use. With respect to the similarity-dissimilarity effects, both indicators of relationship quality were lowest when partners were highly discrepant in their frequencies of solitary pornography use and highest when both partners either did not use pornography alone or used it at a high frequency alone. Once again, couples that were characterized by mid-frequency solitary pornography use fell somewhere between these two extremes.

Our investigation of explanatory mechanisms of this phenomenon, however, came up short. While we found similarity-dissimilarity effects for couple members' erotophobia-erotophilia, their preferences for pornographic sex, and their preferences for holistic somatic stimulation, none of these constructs accounted wholly for the similarity-dissimilarity effects of solitary pornography use. Perhaps this was because none of these variables was highly correlated with solitary pornography use (erotophobia-erotophilia: $r = 0.45$; preference for pornographic sex: $r = 0.30$; preference for holistic somatic stimulation: $r = 0.18$). Similarities and differences in preference for pornographic sex and erotophilia, while relevant to understanding differences in relationship and sexual satisfaction across couples, may simply have been too distal from pornography use behavior to account for its effects. Given erotophobia-erotophilia's conceptual similarity to attitudes toward pornography use (Fisher et al., 1988), these results somewhat undermine the view that similarity-dissimilarity in attitudes toward pornography use account for the effects of similarity-dissimilarity in solitary pornography use either.

STUDY 4: SEXUAL AND RELATIONSHIP SATISFACTION OVER TIME

The pattern of findings across these three studies suggests a narrative that is at odds with predominant views in this field. Despite meta-analytic findings linking pornography use to lower relationship and sexual satisfaction (Wright et al., 2017), the results of the current research provide evidence that pornography use is not necessarily associated with deficiencies in relationship functioning. Specifically, relationship and sexual satisfaction appear to be higher

among those who use pornography together than those that do not. Furthermore, the negative associations between solitary pornography use and relationship and sexual satisfaction appear to be mostly limited to couples that are characterized by high discordance in solitary pornography use between couple members.

In her dissertation work, Shaw (2017) independently tested similar hypotheses in a large sample of heterosexual dyads that were re-assessed at 1-month intervals for 6 months. The results reported in that research are similar to those reported in Studies 1 and 3, though differences in the analytic models preclude close comparisons. In an effort to build a cohesive examination of the associations between pornography use and relationship and sexual satisfaction, Shaw's (2017) data were used to test H1 and H2 using variations of the models developed in Studies 1 through 3.

On the basis of our previous findings and Shaw's (2017) original analyses, we expected that shared pornography use would be positively related to relationship and sexual satisfaction and that actors' and partners' solitary pornography use would interact, such that solitary pornography use would be negatively related to relationship and sexual satisfaction among couples exhibiting dissimilarity in solitary pornography use. Although Shaw (2017) reported some gender specific coefficients that suggested differences in results by gender, these differences were often small, and were not found in many of the models that were tested. Given our previous findings, we did not expect to find significant differences by gender when the data were re-analyzed. This study also afforded an opportunity to replicate the time-based analysis conducted in Study 2 with measures of pornography use rather than attitudes toward pornography use alone.

In addition, this dataset included two variables that could be used to further examine potential explanations for similarity-dissimilarity effects of solitary pornography use (RQ1). Attitudes toward a partners' pornography use and sex drive were both measured at baseline data collection. When these predictions were registered, we believed that similarity-dissimilarity in either or both dimensions might explain the similarity-dissimilarity effects, so we further scrutinized significant interactions between actors' and partners' solitary pornography use by controlling for the interaction between actors' and partners' attitudes toward a partner using

pornography, and the interaction between actors' and partners' sex drive (registered materials: <https://osf.io/w9m6p>; data and syntax⁶).

Study 4: Method

Study 4: Participants

Data for this study were drawn from a large dyadic panel of adults in sexually active relationships. Of the initial $N = 2,214$ participants who completed a baseline survey, $n = 599$ romantic partners were successfully recruited into the longitudinal panel, $n = 529$ of which were heterosexual. Detailed descriptions of the selection biases for the recruited dyads can be found in Shaw (2017). For the purposes of this study, analyses were further restricted to heterosexual dyads in which both partners provided data at one or more of the first 6 follow-up waves ($n = 277$ of 529). Couple members in the retained sample were young adults ($M = 33.07$, $SD = 11.52$), Caucasian (87.73%), non-Hispanic (95.46%), and married (50.54%), who had been in their romantic relationships for $M = 8.17$, $SD = 9.86$ years.

Compared to the participants from the $n = 252$ heterosexual dyads who were not included in this study, those who were included in this study were more likely to be white, $\chi^2(1) = 15.95$, $p < 0.001$, and were older, $t(1054) = -5.82$, $p < 0.001$, had more years of education, $t(1013) = -6.18$, $p < 0.001$, higher incomes, $t(1044) = -3.12$, $p = 0.002$, longer relationships, $t(985) = -5.19$, $p < 0.001$, higher relationship satisfaction, $t(1056) = -1.96$, $p = 0.049$, more positive attitudes toward a partner's pornography use, $t(913) = -1.97$, $p = 0.049$, and lower sex drive, $t(1054) = 2.22$, $p = 0.027$. These two groups did not differ significantly in their solitary pornography use, $t(970) = 1.78$, $p = 0.075$, shared pornography use, $t(1056) = 0.56$, $p = 0.562$, sexual satisfaction, $t(1052) = -0.14$, $p = 0.890$, or sexual dissatisfaction, $t(1049) = 0.06$, $p = 0.957$.

Study 4: Materials and Procedure

Couples who participated in the baseline survey were sent e-mail invitations to complete 11 brief follow-up surveys at 1-month intervals and a final 12th outgoing survey that was more comprehensive in nature. The data used in this study were limited to the baseline assessment through the 6th follow-up due to increasing participant attrition. The current study made use of baseline assessments of sex drive and attitudes toward pornography use in conjunction with follow-up measures of pornography use, relationship satisfaction, sexual satisfaction, and sexual dissatisfaction. Unfortunately, operational differences between baseline and follow-up assessments of sex-drive, pornography use, and sexual dissatisfaction precluded the possibility of creating analytic models that included both baseline and successive assessments of these variables as equivalent "waves" of data. Monetary rewards and raffle opportunities for goods were used to incentivize participation, and all procedures were reviewed and approved by an institutional review board before data collection began. Further details concerning the procedure and other measures can be found in <https://osf.io/w9m6p>.

io/w9m6p. Means and standard deviations for the following measures can be found in **Table 8**.

Study 4: relationship satisfaction

Relationship satisfaction was measured with the four item Couples Satisfaction Index (Funk and Rogge, 2007) at all six waves. Item descriptions can be found in Study 1. Responses were summed so that higher scores reflected higher levels of relationship satisfaction (Cronbach's $\alpha = 0.90 - 94$).

Study 4: sexual satisfaction

Sexual satisfaction and sexual dissatisfaction were measured separately using two items each from the Quality of Sex Inventory (Shaw and Rogge, 2016) at each of the six waves. Specifically, sexual satisfaction was assessed with "My sex life is fulfilling" and "I am satisfied with our sexual relationship" while sexual dissatisfaction was assessed with "Sexual activity with my partner was not fun" and "I was very disappointed with my sex life with my partner." Responses were collected on 6-point scales that ranged from 1 "Not at all TRUE" to 6 "Completely TRUE" and were mean aggregated so that higher scores reflected higher levels of sexual satisfaction and dissatisfaction, respectively. These scales demonstrated high internal consistency in the current sample (sexual satisfaction: $\alpha = 0.93 - 0.97$; sexual dissatisfaction: $\alpha = 0.79 - 88$).

Study 4: pornography use

At each of 6 waves following baseline assessment, participants read the stem, "IN THE LAST WEEK, how often did you and your partner view erotic material or engage in sexually charged experiences (visiting/viewing websites, chat rooms, magazines, or movies with adult content, or going to strip clubs or live shows)" and responded to following two items: "How often did you do any of these things WITHOUT your partner?" and "How often did you do any of these things WITH your partner?". Responses were collected with an 8-point scale (0 times to 13+ times). Responses were averaged across waves to create single time invariant estimates of solitary and shared pornography use for each participant in this study (rationale described in **Supplementary Data Sheet 2**). As with Studies 1 and 3, non-use of pornography was common and responses were positively skewed in this sample: 40.43% of the sample reported never using pornography alone ($S = 2.03$, $p < 0.001$) while 64.62% reported never using it with a partner ($S = 4.71$, $p < 0.001$). Reports of shared pornography use by each partner were moderately correlated, $r = 0.58$, $p < 0.001$, and were mean averaged to create a time invariant dyadic index of shared pornography use. All measures of pornography use were standardized and re-centered at the midpoint of the scale range for use in the RSAs described below.

Study 4: sex drive

Four items were used to assess participants' sex drives at baseline: "I find myself craving sex often"; "I tend to be horny most of the time"; "My mind often wanders to sex"; and "I can get turned on very quickly." These items were rated on 5-point response scales that ranged from 1 "Not at all TRUE" to 5 "Very TRUE" and were mean averaged so that higher scores reflected higher sex drive

⁶https://osf.io/8e9xb/?view_only=c888f7b084434598901af4bc01c48a7a

TABLE 8 | Summary of the correlations, means, and standard deviations of the focal variables for Study 4 ($N = 277$ couples).

	1	2	3	4	5	6	7	8	9	10	<i>M</i>	<i>SD</i>
1. Relationship Satisfaction Male											4.76 ¹	1.01
2. Relationship Satisfaction Female	0.58**										4.97	0.90
3. Sexual Satisfaction Male	0.63**	0.38**									3.97	1.59
4. Sexual Satisfaction Female	0.35**	0.47**	0.34**								4.19	1.50
5. Sexual Dissatisfaction Male	-0.52**	-0.41**	-0.67**	-0.20**							1.61	1.06
6. Sexual Dissatisfaction Female	-0.31**	0.43**	-0.32**	-0.62**	0.28**						1.44	0.82
7. Solitary Porn. Use Male	-0.03	-0.06	-0.19**	-0.10	0.17*	0.08					1.36 ¹	1.27
8. Solitary Porn. Use Female	-0.03	0.00	0.00	-0.11	0.10	0.14*	0.05				0.40	0.89
9. Shared Porn. Use Male	0.13	0.12	0.15*	0.14*	-0.14*	-0.09	0.12*	0.05			0.21	0.51
10. Shared Porn. Use Female	0.11	0.11	0.14*	0.20**	-0.04	-0.15	0.08	0.25**	0.58**		0.18	0.48
11. Mean Shared Porn. Use	0.14*	0.14*	0.17**	0.20**	-0.11	-0.14	0.11	0.18*	0.90**	0.88**	0.20	0.44

With respect to relationship satisfaction, sexual satisfaction, and sexual dissatisfaction, only correlations with these measures at the first assessment are presented.

*Signifies significant correlations $p < 0.05$; **signifies significant correlations, $p < 0.01$.

¹Men report significantly lower relationship satisfaction, $p < 0.001$, and higher solitary pornography use, $p < 0.001$, than women.

For interpretability, all *M* and *SD* are presented in the original scale metric.

($\alpha = 0.92$). Aggregate scores were then standardized for use in the analyses described below.

Study 4: attitudes toward a partner's pornography use

Following baseline measures of pornography use, one item assessed attitudes toward a partners' pornography use: "How upset are YOU over your partner engaging in these activities? (if your partner engages in them at all)" Responses were collected in a 6-point scale that ranged from 1 "Not at all" to 6 "Completely." This item was reverse scored and responses were standardized for use in the analyses described below.

Study 4: Analytic Plan

We departed from our pre-registered analytic plan involving time varying estimates of pornography use after executing it because we realized that weekly frequency of pornography use measures failed to identify many female pornography users (for the full rationale, see Appendix B). Despite some modifications, the resulting analytic approach followed the same general plan outlined in the pre-registered analyses. The initial linear mixed modeling approach involved the prediction of each of three time varying dependent variables (relationship satisfaction, sexual satisfaction, and sexual dissatisfaction) with time invariant actors' solitary pornography use, partners' solitary pornography use, their interaction, and shared pornography use. Following Kenny et al.'s (2006) recommendations for repeated measures APIMs, residuals were modeled by crossing partner with time nested within couple and constraining the resulting covariance matrix to a heterogeneous autoregressive structure. ML estimation was used so that nested models could be tested for changes in model fit. Subsequent models tested the addition of gender and interactions between pornography components and gender, as well as time, and interactions between pornography components and time.

When significant interactions between actors' and partners' solitary pornography use emerged, two further fixed effect models were considered to examine possible explanations for these effects. First, the basic fixed effects model with all pornography

use components but without gender or time components was re-run with the addition of fixed effects for actors' sex drive, partners' sex drive and the interaction between actors' and partners' sex drive. The second model was similar, but replaced sex drive with attitudes toward a partner's use of pornography.

Study 4: Results

Correlations between primary measures can be found in **Table 8**. At the first wave, a moderate correlation existed between men's and women's reports of relationships satisfaction, $r = 0.58$, $p < 0.001$, but correlations were weaker for sexual satisfaction, $r = 0.34$, $p < 0.001$ and sexual dissatisfaction, $r = 0.28$, $p < 0.001$. The correlation between partners' reports of solitary pornography use, $r = 0.05$, $p = 0.376$, was also much lower than expected.

In the first step, relationship satisfaction was predicted with actors' and partners' reports of solitary pornography use, their interaction, and their reports of shared pornography use. This model indicated a significant positive main effect for shared pornography use, $b = 0.13$, $p = 0.002$, but the interaction between actors' and partners' pornography use was not significant, $b = 0.04$, $p = 0.395$ (see **Table 9** and **Figure 5A**). As with Study 1, such results support the view that relationship satisfaction was higher among those who shared pornography use more frequently (H1a) but not among those who were more similar in their solitary pornography use (H2a). Adding gender and further interactions between gender and the other components of the model did not significantly improve model fit, $\chi^2(5) = 2.65$, $p = 0.754$, nor did adding time components, $\chi^2(5) = 4.71$, $p = 0.452$.

Sexual satisfaction was analyzed in the same way. The initial model, which predicted sexual satisfaction using actors' and partners' reports of solitary pornography use, their interaction, and their reports of shared pornography use, revealed a significant main effect for shared pornography use, $b = 0.34$, $p < 0.001$, and a significant positive interaction between actors' and partners' solitary pornography use, $b = 0.19$, $p = 0.008$ (see **Figure 5B**). The RSA of this model further revealed significant curves along the lines of congruence, $a_2 = 0.19$, $p < 0.009$, and

TABLE 9 | Linear mixed models predicting relationship and sexual satisfaction for Study 4 ($N = 277$ couples).

	Relationship Satisfaction		Sexual Satisfaction		Sexual Dissatisfaction	
	<i>b</i>	<i>p</i>	<i>b</i>	<i>p</i>	<i>b</i>	<i>p</i>
Fixed Effects						
Intercept	4.75	> 0.001	3.85	> 0.001	1.78	> 0.001
Actors' Solitary Porn Use	-0.03	0.821	0.09	0.614	0.04	0.731
Partners' Solitary Porn Use	0.09	0.493	0.23	0.191	-0.24	0.042
Actors' by Partners' Solitary Porn Use	0.04	0.395	0.19	0.006	-0.14	0.003
Shared Porn Use	0.13	0.002	0.34	> 0.001	-0.17	> 0.001
Gender	-	-	-	-	-0.51	0.007
Gender by Actor's Porn Use	-	-	-	-	-0.20	0.006
Time	-	-	-0.07	> 0.001	0.03	0.031

incongruence, $a_4 = -0.19$, $p < 0.009$, and a significant slope along the line of incongruence $a_3 = -0.12$, $p = 0.043$ but not along the line of congruence $a_1 = 0.30$, $p = 0.401$. The a_3 slope suggested that the dissimilarity effect in sexual satisfaction was more pronounced among the partners who use pornography alone than the partners that do not. These effects again confirmed that sexual satisfaction was higher among participants who reported more shared pornography use (H1b) and more similar solitary pornography use in this sample (H2b).

Region of significance tests indicated significant slopes for actors' solitary pornography use when partners' solitary pornography use was less than -1.40 . The slopes for actors' solitary pornography use were not significant above this point. These results suggested that participants' solitary pornography use was negatively related to sexual satisfaction if their partners' used pornography less frequently than 1.80 times a week but was otherwise unrelated.

Adding further interactions between gender and the other components of the model did not significantly improve model fit, $\chi^2(5) = 2.92$, $p = 0.712$. Adding a main effect for time significantly improved model fit, $\chi^2(1) = 15.79$, $p < 0.001$, resulting in a significant negative main effect for time, $b = 0.34$, $p < 0.001$, which indicated that sexual satisfaction generally decreased over the course of the study (see **Table 9**). Adding additional interactions between time and other components of the model did not improve fit further, $\chi^2(4) = 3.39$, $p = 0.495$. This negative main effect for time did not diminish the significant interaction between actors' and partners' solitary pornography use appreciably.

Analysis of sexual dissatisfaction followed the same approach, beginning with a fixed effects model that included actors' and partners' solitary pornography use, their interaction, and shared pornography use. As expected, there was a negative main effect for shared pornography use, $b = -0.17$, $p < 0.001$, and a negative interaction between actors' and partners' solitary pornography use, $b = -0.09$, $p = 0.042$ (see **Figure 5C**). The RSA of this model further revealed significant curves along the lines of congruence, $a_2 = -0.09$, $p = 0.043$, and incongruence, $a_4 = 0.09$, $p = 0.043$, and a significant slope along the line of incongruence $a_3 = 0.12$, $p = 0.001$, but not along the line of congruence $a_1 = -0.09$, $p = 0.673$. As with the analysis of sexual satisfaction,

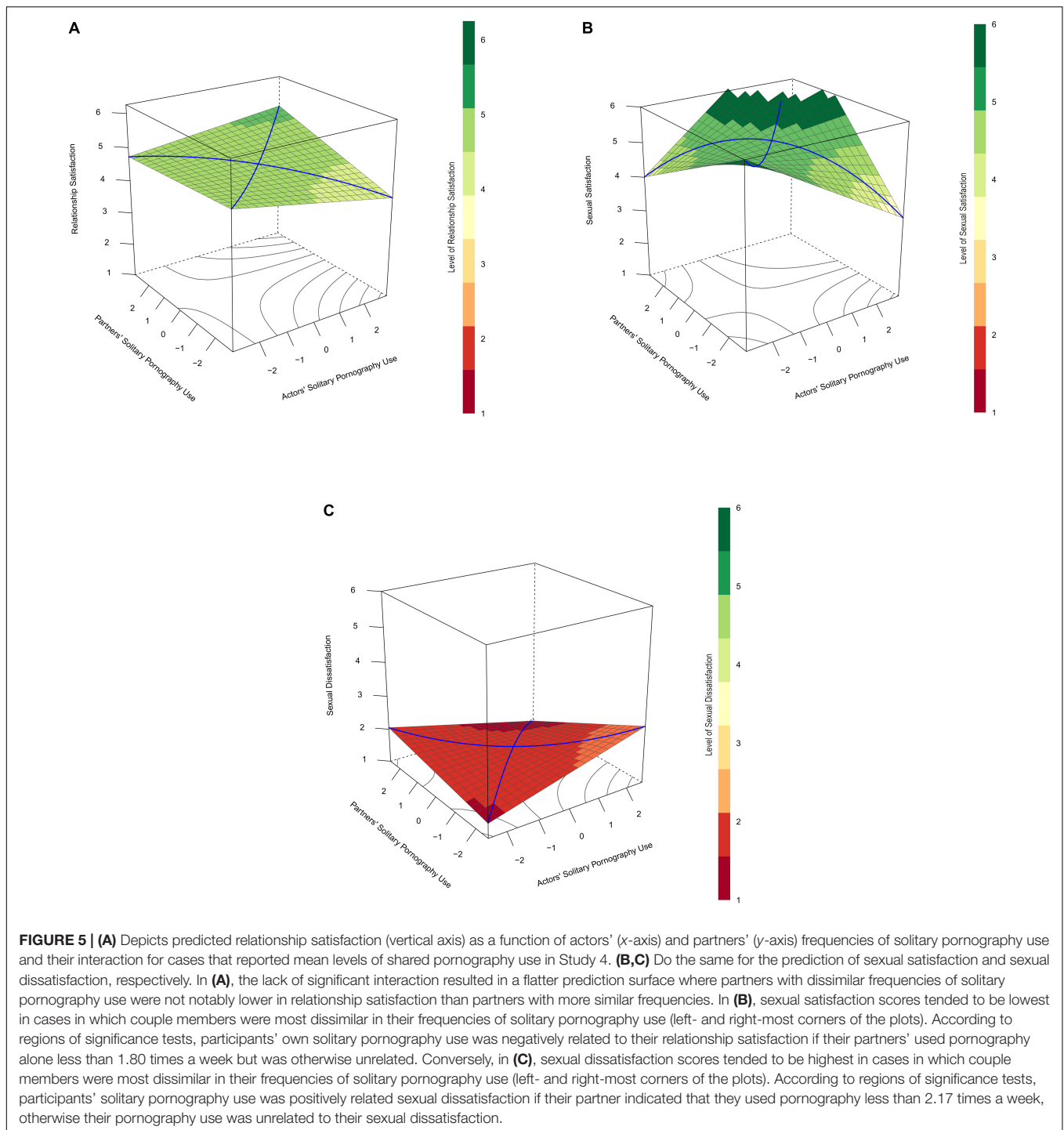
this significant slope indicated that the effects of dissimilarity in solitary pornography use were particularly prominent among the pornography user rather than the non-user. In this case, participants who reported more sexual dissatisfaction tended to report lower frequencies of shared pornography use (H1b), and more dissimilar frequencies of solitary pornography use (H2b).

Region of significance tests indicated significant slopes for actors' solitary pornography use when partners' solitary pornography use was less than -1.18 and slopes above this point were not significant. These results suggested that participants' solitary pornography use was positively related to their sexual dissatisfaction if their partner indicated that they used pornography less frequently than 2.17 times a week, otherwise their pornography use was unrelated to their sexual dissatisfaction.

Adding gender and an interaction between gender and actors' solitary pornography use improved fit, $\chi^2(2) = 7.29$, $p = 0.019$. In this model, gender interacted with actors' solitary pornography use such that being male reduced the association between actors' solitary pornography use and sexual dissatisfaction, $b = -0.20$, $p = 0.006$, a rather surprising finding. Although this was not of particular interest in the current study, it appeared that in the context of this particular model, on average, men's solitary pornography use was related to lower sexual dissatisfaction while the same was not true of women. Adding further interactions with gender did not significantly improve fit, $\chi^2(3) = 1.34$, $p = 0.720$. However, fit was improved when a fixed effect for time was added, $\chi^2(1) = 4.61$, $p = 0.032$, because sexual dissatisfaction appears to have increased over time, $b = -0.03$, $p = 0.031$. Adding additional interactions between time and pornography use did not improve fit, $\chi^2(4) = 2.84$, $p = 0.585$. The significant interaction between actors' and partners' solitary pornography use remained when controlling for these additional components (see **Table 9**).

Testing Explanations for the Interaction When Predicting Sexual Satisfaction

To test the possible influence of similarity-dissimilarity in sex drive (RQ1), actors' baseline sex drive, partners' baseline sex drive, and the interaction between actors' and partners'



baseline sex drive were added to the model predicting sexual satisfaction without gender or time components. These additions significantly improved fit, $\chi^2(3) = 18.36$, $p < 0.001$, and in the resulting model the main effect for shared pornography use remained significant, $b = 0.27$, $p < 0.001$, and the interaction between actors' and partners' solitary pornography use dropped to non-significance, $b = 0.14$, $p = 0.062$ (see **Table 10**). These results suggest that partner similarity-dissimilarity in sex drive

may be linked to the association between similarity-dissimilarity in solitary pornography use and sexual satisfaction.

The influence of similarity-dissimilarity in attitudes toward a partners' use of pornography (RQ1) was examined by adding actors' and partners' baseline attitudes toward a partner's use of pornography and their interaction to the model without time. These additions significantly improved fit, $\chi^2(3) = 9.73$, $p = 0.021$, and in the resulting model, both the main effect

TABLE 10 | Testing potential confounding effect of differences in actors' and partners' attitudes toward pornography in Study 4 ($N = 233$ couples).

	Sexual Satisfaction				Sexual Dissatisfaction			
	Base Model		Sex Drive Model		Base Model		Sex Drive Model	
	<i>b</i>	<i>p</i>	<i>b</i>	<i>p</i>	<i>b</i>	<i>p</i>	<i>b</i>	<i>p</i>
Fixed Effects								
Intercept	3.68	> 0.001	3.32	> 0.001	1.77	> 0.001	1.92	> 0.001
Actors' Solitary Porn Use	0.09	0.612	-0.03	0.826	0.02	0.891	0.09	0.434
Partners' Solitary Porn Use	0.21	0.248	0.04	0.786	-0.11	0.337	-0.02	0.881
Actors' by Partners' Solitary Porn Use	0.19	0.008	0.13	0.062	-0.09	0.042	-0.05	0.262
Shared Porn Use	0.34	> 0.001	0.27	> 0.001	-0.17	> 0.001	-0.14	> 0.001
Actors' Sex Drive	-	-	0.19	> 0.001	-	-	-0.03	0.368
Partners' Sex Drive	-	-	0.25	> 0.001	-	-	-0.07	0.027
Actors' by Partners' Sex Drive	-	-	0.09	0.072	-	-	-0.12	> 0.001

for shared pornography use, $b = 0.30$, $p < 0.001$, and the interaction between actors' and partners' solitary pornography use, $b = 0.17$, $p = 0.016$, remained significant and largely unperturbed (see **Table 11**). With respect to the attitudinal components themselves, participants who had more positive attitudes toward their partners' pornography use reported higher levels of sexual satisfaction than participants with more negative attitudes, but partners' attitudes, and the interaction between actors' and partners' attitudes appeared to be unrelated.

Testing Explanations for the Interaction When Predicting Sexual Dissatisfaction

To test the influence of similarity-dissimilarity in sex drive (RQ1), actors' baseline sex drive, partners' baseline sex drive, and the interaction between actors' and partners' baseline sex drive were added to the base model predicting sexual dissatisfaction without gender or time components. These additions significantly improved fit, $\chi^2(3) = 20.29$, $p < 0.001$, and in the resulting model, the main effect for shared pornography use remained significant, $b = -0.14$, $p < 0.001$, and the interaction between actors' and partners' solitary pornography use dropped to non-significance, $b = -0.05$, $p = 0.262$ (see **Table 10**). Such results suggest that similarity-dissimilarity in sex-drive may be implicated in the association between similarity-dissimilarity in solitary pornography use and sexual dissatisfaction.

The influence of similarity-dissimilarity in attitudes toward a partner's use of pornography was examined next⁷ (RQ1), with the addition of actors' and partners' baseline attitudes toward their partner's use of pornography and the interaction to the base model without gender or time components. These additions significantly improved fit, $\chi^2(3) = 22.27$, $p = 0.021$, and in the resulting model both the main effect for shared pornography use, $b = -0.14$, $p < 0.001$, and the interaction between actors' and partners' solitary pornography use, $b = -0.10$, $p = 0.019$, were significant (see **Table 11**). Unlike the results for sexual satisfaction, this model resulted in a significant negative

interaction between actors' and partners' attitudes toward pornography, $b = -0.06$, $p = 0.003$, suggesting a similarity-dissimilarity effect on sexual dissatisfaction. Controlling for this effect, however, did not eliminate the similarity-dissimilarity effect for solitary pornography use.

Study 4: Discussion

Similar to the findings presented in Studies 1 and 3, the results of Study 4 indicated that shared pornography use was related to higher relationship and sexual satisfaction, and lower sexual dissatisfaction. As in Study 1, clear similarity-dissimilarity effects of solitary pornography use were not found when examining relationship satisfaction, though the expected interaction emerged when examining sexual satisfaction and dissatisfaction. In this case, sexual satisfaction was lowest (and sexual dissatisfaction was highest), among couples that were discordant in their solitary pornography use, particularly among the relationship partner who used pornography frequently.

The results of Study 4 are also the first to indicate overlap between the similarity-dissimilarity effect of solitary pornography use and partner similarity-dissimilarity in one of the proposed explanatory variables. Specifically, when analyzing sexual satisfaction and dissatisfaction, the interaction between partners' sex drives but not the interaction between their attitudes toward their partner's use of pornography, was partially confounded with interaction between actors' and partners' solitary pornography use, reducing this effect to non-significance. These findings are consistent with the possibility that the concordance-discordance effects of solitary pornography use may be an extension of, or contribute to, partner similarity-dissimilarity in sex drive.

GENERAL DISCUSSION

Building on previous research indicating positive correlations between pornography use and relationship functioning (Kohut et al., 2017b, 2018), the current work sought to determine if associations between pornography use and relationship and sexual satisfaction may vary as a function of different dyadic

⁷Note, there was a reduction in sample size from $n = 277$ couples to $n = 233$ in this analysis due to missing data on the attitudinal items. For comparison purposes, the base sexual satisfaction and sexual dissatisfaction models were re-run with the reduced sample and the results were described in **Table 11**.

TABLE 11 | Testing potential confounding effect of differences in actors' and partners' attitudes toward pornography in Study 4 ($N = 233$ couples).

	Sexual Satisfaction				Sexual Dissatisfaction			
	Base Model		Sex Drive Model		Base Model		Sex Drive Model	
	<i>b</i>	<i>p</i>	<i>b</i>	<i>p</i>	<i>b</i>	<i>p</i>	<i>b</i>	<i>p</i>
Fixed Effects								
Intercept	3.37	> 0.001	3.65	> 0.001	1.78	> 0.001	1.66	> 0.001
Actors' Solitary Porn Use	0.03	0.884	0.06	0.748	0.04	0.732	-0.01	0.916
Partners' Solitary Porn Use	0.15	0.401	0.19	0.285	-0.10	0.375	-0.16	0.152
Actors' by Partners' Solitary Porn Use	0.16	0.028	0.17	0.016	-0.08	0.066	-0.10	0.019
Shared Porn Use	0.32	> 0.001	0.30	> 0.001	-0.16	> 0.001	-0.14	> 0.001
Actors' Attit. Toward Porn Use	–	–	0.17	0.004	–	–	-0.16	> 0.001
Partners' Attit. Toward Porn Use	–	–	0.09	0.127	–	–	-0.08	0.035
Actors' by Partners' Attit. Toward Porn Use	–	–	0.05	0.123	–	–	-0.06	0.003

patterns of pornography use within adult relationships. Across three studies, we found consistent evidence that partners who watch pornography together report higher relationship and sexual satisfaction than partners who do not, and notably, this association was not moderated by gender. Independent of this association, we also found evidence of a similarity-dissimilarity effect, such that the solitary pornography use of one partner was negatively associated with their own relationship and sexual satisfaction, but only in cases where their romantic partners used little or no pornography alone⁸. Further, satisfaction measures tended to be highest among couples in which both partners either used pornography at a high frequency or did not use pornography at all. In probing potential mechanisms for the similarity-dissimilarity effect, we found that similarity-dissimilarity in sex drive, but not attitudes toward pornography, erotophobia-erotophilia, or sexual preferences may be implicated.

The most robust finding in the current analysis was that the frequency of shared pornography use was positively associated with both relationship and sexual satisfaction. These findings corroborate previous reports of similar associations in research that failed to control for similarity-dissimilarity in partners' solitary pornography use (Bridges and Morokoff, 2011; Maddox et al., 2011; Willoughby and Leonhardt, 2020), and extend Kohut et al.'s (2018) findings that shared pornography use is associated with more open sexual communication and higher interpersonal closeness. Positive associations between shared pornography use and relationship functioning are difficult to explain with harm-focused exposure-based paradigms that draw heavily from objectification, social comparison, and script theories. Such findings, however, are quite consistent with descriptions of shared pornography use as a novel and exciting couples' activity (Kohut et al., 2017b), as well as more general theories and evidence

that link the experience of shared novel and exciting activities with relationship functioning (Aron et al., 1992, 2000; Reissman et al., 1993). Further experimental research in this vein should consider whether the introduction of (or increase in) shared pornography use can improve relationship and sexual satisfaction within couples to determine if causal claims are warranted.

While the results were less robust, it is more intriguing that similarity-dissimilarity in solitary pornography use was associated with sexual satisfaction and, to a lesser extent, relationship satisfaction. Across Studies 1, 3, and 4, we found consistent evidence indicating that the well-established negative association between pornography and sexual satisfaction was limited to cases where partners were very dissimilar in their solitary pornography use. We also found evidence that solitary pornography use was positively related to sexual and relationship satisfaction among couples in which both members frequently used pornography alone, but such effects were limited to Study 3. When considering these findings in conjunction with past research (Kohut et al., 2018), we are inclined to believe that the positive associations between solitary pornography use and relationship quality reported in Study 3 were a result of chance variation and will be unlikely to replicate in future research. Moreover, it is evident to us that dissimilarity in solitary pornography use is much more common than similarity in moderate to frequent solitary pornography use (Kohut et al., 2017a), at least with respect to the heterosexual couples that have been studied. Consequently, we are left to conclude that while solitary pornography use may typically be associated with poor relationship functioning within most heterosexual romantic couples (Wright et al., 2017), there exist at least some cases where it is not. With respect to Holbert and Park's (2020) classification of interaction types, the interaction between heterosexual couple members' solitary pornography use would best be described as a form of contingent moderation with a divergent negative pattern.

Such findings are nevertheless important for a number of reasons. First, if one takes the position that pornography causes relationships to deteriorate then these findings indicate important boundary conditions that limit pornography's harmful effects to relationships with particular patterns of dissimilar

⁸A reviewer expressed concern over the skewed nature of the independent and dependent variables, so we conducted additional unplanned analyses. For this purpose, models containing main effects and the interaction for actors' and partners' solitary pornography use and the main effect for shared use were used to predict relationship and sexual satisfaction in Studies 1, 3, and 4. These models were tested with a generalized linear mixed model approach to skewed data involving a gamma distribution and log-link function. The results of these analyses also support the inferences we make here.

pornography use. Second, these results accord nicely with well-established findings that similarity-dissimilarity in attitudes, personality, and sexual preferences are related to enhanced attraction and relationship functioning (Smith et al., 1993; Purnine and Carey, 1999; Montoya and Horton, 2013), which implies that mechanisms that are not premised on the impact of exposure to sexual content may be responsible for at least some of the purported “harms” of pornography. Finally, the lack of evidence indicating that the similarity-dissimilarity effects were further moderated by gender reinforces the possibility that previously reported gender differences in the associations between pornography use and relationship functioning (Wright et al., 2017) actually represent similarity-dissimilarity effects, rather than gender-specific responses to sexual media. While intriguing, this last speculation can only be tested conclusively with large dyadic samples of male and female same-sex relationships. Nevertheless, the current results call into question the utility of further theorizing about male- and female-specific relationship “consequences” of exposure to sexual media until such research can be conducted.

Our efforts to probe potential mechanisms for the associations between similarity-dissimilarity in solitary pornography use and relationship and sexual satisfaction corroborated previous reports that similarity-dissimilarity in attitudes (Montoya and Horton, 2013), erotophobia-erotophilia (Smith et al., 1993), sexual preferences (Purnine and Carey, 1999), and sex drive (Davies et al., 1999; Mark, 2015) are related to relationship functioning. Of particular relevance to the current analysis, similarity-dissimilarity in sex drive, but not attitudes toward one’s own pornography use, attitudes toward a partner’s pornography use, erotophobia-erotophilia, or sexual preferences, statistically accounted for similarity-dissimilarity effects of solitary pornography use. Specifically, in Study 4, once couple differences in similarity-dissimilarity in sex drive were controlled for, patterns of solitary pornography use within couples were unrelated to their sexual satisfaction. In this case, neither similarity-dissimilarity in pornography use nor sex-drive “dominated” the statistical model as such associations effectively canceled each other out. Independent of the issue of similarity-dissimilarity, both partners’ levels of sex drive in this model, but not their levels of solitary pornography use, were positively associated with sexual satisfaction. This suggests the presence of connections between sex-drive and sexual satisfaction, that are independent of solitary pornography use. It is also notable that controlling for similarity-dissimilarity in sex-drive did not interfere with the association between shared pornography use and sexual satisfaction. We believe that this latter finding reinforces the notion that the relationship correlates of shared pornography use and similarity-dissimilarity in solitary pornography use operate through different causal pathways.

The statistical overlap between similarity-dissimilarity in solitary pornography use and sex drive may be especially notable because similarity-dissimilarity in solitary pornography use was more reliably connected to sexual rather than relationship satisfaction, despite the high correlations between these two constructs. In this connection it is also worth noting that past research has indicated that pornography use has a modestly

stronger association with sexual satisfaction than relationship satisfaction (Wright et al., 2017). While very speculative, such findings coupled with our own incline us to believe that at least some of the association between pornography use and relationship satisfaction may be a downstream consequence of a more proximal relationship between pornography use and sexual satisfaction, rather than vice versa. If that is the case then ameliorating sexual dissatisfaction among couples who are dissimilar in solitary pornography use by directly addressing their sexual concerns related to pornography or by tackling factors like dissimilarity in sex drive might have further salutary effects on other aspects of their relationship quality (e.g., relationship satisfaction, interpersonal closeness, commitment, etc.).

The exact nature of the relationship between solitary pornography use and sexual satisfaction remains an open question. The ACE perspective, with its emphasis on antecedent conditions and potentially spurious associations, would suggest that partner discrepancies in sex drive – which are common in heterosexual relationships (Ellison, 2002) – may precipitate and maintain dissimilarities in solitary pornography use, and potentially independent from that, fuel sexual dissatisfaction in relationships. In other words, the similarity-dissimilarity effects of solitary pornography use may have little or no impact on sexual satisfaction and may simply represent a “marker” of the causal relationship between dissimilarity in sex-drive and sexual satisfaction. However, other views would stress the possibility that our findings represent evidence that sex drive mediates the relationship between pornography use and sexual satisfaction (e.g., Wright, 2021b). That is, solitary pornography use may fundamentally increase users’ sex drives, creating imbalances in desire in the relationship, which ultimately lead to decreased sexual satisfaction for both partners. The results of Study 4 are equally consistent with both possibilities, though we would caution somewhat against the latter view. Pornography clearly induces sexual arousal in many people, but compelling data concerning pornography-induced long-term changes in people’s general levels of sexual desire are scarce. The only relevant data that we are aware of indicates that perceived increases in sex drive stemming from pornography use are not particularly common and are about equally balanced by reports that pornography use decreases sexual interests (Groß et al., 2011; Kohut et al., 2017b). Regardless, assuming our pattern of findings with respect to sex-drive are robust and replicate, further work seeking to understand the role of sex drive in the associations between solitary pornography use and sexual satisfaction will need to consider experimental designs that attempt to manipulate both sex drive and solitary pornography use independently and follow couples over time.

Limitations

As is typically the case, the implications of this work are constrained by several important limitations. First, while we have speculated about several potential causal paths that could explain the associations between pornography use and relationship quality, these possibilities cannot be adequately tested with the current studies. We would also like to note that while our causal speculations are premised in part on

research involving the experimental manipulation of perceived similarity and the introduction of shared novel activities among couples, we are quite open to the possibility that we are wrong, and other causal arrangements of the relevant constructs provide better explanations. Second, although one of these studies employed a quota sampling approach to approximately match the distribution of age and political affiliation of married American women, the remaining studies relied on convenience samples of Americans, limiting the generalizability of the current findings. Third, none of the current studies was expressly designed to examine the hypotheses of interest. Had they been, design elements, particularly the inclusion and operationalization of specific measures, would have been more consistent across studies. Relatedly, the particular operationalizations of pornography use employed in these studies may be suspect. The measure employed in Study 4 was conceptually broader than the measures used in Study's 1 and 3 as it included "sexually charged" situations like visiting a strip-club and sex chatting, which are explicitly excluded in the other studies. While this is a poor defense, their currently exists no thoroughly validated measure of pornography use, nor any consensus on the best conceptual and operational definitions of this construct (Short et al., 2012; Kohut, 2014; Kohut et al., 2020). Given both the single-item assessments of pornography use and their different operationalizations across studies, it is at least promising that similar patterns of results emerged across our studies. Finally, while we made efforts to register all analytic plans before conducting the analyses, only Study 3 pre-registered these analyses before the data had been examined in any respect. In all other occasions, we had indications that similarity-dissimilarity effects for solitary pornography use emerged when different, yet closely related variables or models were tested. As a consequence, we would recommend that readers interpret the results of Studies 1, 2, and 4 as corroborative exploratory evidence for a pattern of results we confirmed in Study 3.

Conclusion

In recent years, many communities, particularly in North America, have been entertaining notions that pornography constitutes a "public health crisis" (Nelson and Rothman, 2020) in part because of its purported effects on romantic relationships. This contemporary moral panic (Barnett, 2020) is driven by the conjoint efforts of radical feminist scholars and activists (Dines, 2016) and conservative religious organizations (Hamblin, 2016). Such individuals rely heavily on research that offers exposure-based explanations of study findings to justify their assertions of harm (see expert testimony provided to the Canadian Parliamentary Committee on Health, Mulley, 2017). It should be clear from our review of the literature, and the nature of the results across our studies, that an exposure-based explanation of the association between pornography use and poor relationship quality is only one of various potential mechanisms that may be at play. The current findings highlight how our collective understanding of the impact of pornography on relationships is still developing. These issues are very complex, and it seems unlikely to us that useful explanations will eventually boil down to popular epithets like "Porn Kills Love!". It is our hope that

this research will help our field move beyond simple "monkey see, monkey screw" explanations of pornography's impact by incorporating more thorough considerations of the context of pornography use within relationships and the antecedents of such use (Campbell and Kohut, 2017; Leonhardt et al., 2019; Willoughby et al., 2020), as well as the panoply of known correlates and confounding variables (Baer et al., 2015; Perry, 2019; Vaillancourt-Morel et al., 2019; Fisher and Kohut, 2020; Kohut et al., 2020).

DATA AVAILABILITY STATEMENT

Publicly available datasets were analyzed in this study. This data can be found here: Open Science Framework. Study 1: https://osf.io/unf74/?view_only=fcb67be7a0142d591a9bb87dcc994b0; Study 2: https://osf.io/652jg/?view_only=086e2336279f4f70bf6477e3f20503c8; Study 3: https://osf.io/4tbxu/?view_only=44b673a4ede14d31b6be29c033eabdfe; Study 4: https://osf.io/8e9xb/?view_only=c888f7b084434598901af4bc01c48a7a.

ETHICS STATEMENT

The studies involving human participants were reviewed and approved by Western University, University of Rochester, University of Florida. Written informed consent for participation was not required for this study in accordance with the national legislation and the institutional requirements.

AUTHOR CONTRIBUTIONS

TK registered all studies, conducted all primary analyses across all four studies, and took lead on composing this manuscript. All authors provided feedback on the manuscript at various stages of development. TK, WF, and LC share responsibility for designing Study 1. JM and VR share responsibility for designing Study 2. KD, RB, and TK share responsibility for designing Study 3. AS under the supervision of RDR designed Study 4.

FUNDING

Study 1 was funded by an SSHRC Insight Grant (435-2013-1077) awarded to WF and LC. Study 2 was funded by an NICHD grant (HD058314) awarded to JM. Study 3 was funded by an SSHRC Insight Grant (435-2016-0625) awarded to LC.

SUPPLEMENTARY MATERIAL

The Supplementary Material for this article can be found online at: <https://www.frontiersin.org/articles/10.3389/fpsyg.2021.661347/full#supplementary-material>

REFERENCES

- Amelang, M., and Pielke, M. (1992). Effects of erotica upon men's and women's loving and liking responses for their partners. *Psychol. Rep.* 71, 1235–1245. doi: 10.2466/pr0.1992.71.3f.1235
- Aron, A., Aron, E. N., and Smollan, D. (1992). Inclusion of other in the self scale and the structure of interpersonal closeness. *J. Pers. Soc. Psychol.* 63, 596–612. doi: 10.1037/0022-3514.63.4.596
- Aron, A., Norman, C. C., Aron, E. N., McKenna, C., and Heyman, R. E. (2000). Couples' shared participation in novel and arousing activities and experienced relationship quality. *J. Pers. Soc. Psychol.* 78, 273–284. doi: 10.1037//0022-3514.78.2.273
- Baer, J. L., Kohut, T., and Fisher, W. A. (2015). Is pornography use associated with anti-woman sexual aggression? Re-examining the confluence model with third variable considerations. *Can. J. Hum. Sex.* 24, 160–173. doi: 10.3138/cjhs.242-A6
- Balzarini, R. N., Dobson, K. A., Chin, K., and Campbell, L. (2017). Does exposure to erotica reduce attraction and love for romantic partners in men? Independent replications of Kenrick, Gutierrez, and Goldberg (1989) study 2. *J. Exp. Soc. Psychol.* 70, 191–197. doi: 10.1016/j.jesp.2016.11.003
- Balzarini, R. N., Muise, A., Dobson, K., Kohut, T., Raposo, S., and Campbell, L. (2021). The detriments of unmet sexual ideals and buffering effect of sexual communal strength. *J. Personal. Soc. Psychol.* 120, 1521–1550. doi: 10.1037/pspi0000323
- Barnett, J. (2020). *The Moral Panic Over 'Sexualisation.'* Quillette. Available online at: <https://quillette.com/2020/10/16/the-moral-panic-over-sexualisation/> (accessed June 5, 2021)
- Beauducel, A., Harms, C., and Hilger, N. (2016). Reliability estimates for three factor score estimators. *Int. J. Stat. Probab.* 5, 94–107. doi: 10.5539/ijsp.v5n6p94
- Bergner, R. M., and Bridges, A. J. (2002). The significance of heavy pornography involvement for romantic partners: research and clinical implications. *J. Sex Marital Ther.* 28, 193–206. doi: 10.1080/009262302760328235
- Boer, D., Fischer, R., Strack, M., Bond, M. H., Lo, E., and Lam, J. (2011). How shared preferences in music create bonds between people. *Personal. Soc. Psychol. Bull.* 37, 1159–1171. doi: 10.1177/0146167211407521
- Bridges, A. J., and Morokoff, P. J. (2011). Sexual media use and relational satisfaction in heterosexual couples. *Pers. Relatsh.* 18, 562–585. doi: 10.1111/j.1475-6811.2010.01328.x
- Bridges, A. J., Bergner, R. M., and Hesson-McInnis, M. (2003). Romantic partners' use of pornography: It's significance for women. *J. Sex Marital Ther.* 29, 1–14. doi: 10.1080/713847097
- Buss, D. M. (1985). Human mate selection: opposites are sometimes said to attract, but in fact we are likely to marry someone who is similar to us in almost every variable. *Am. Sci.* 73, 47–51. doi: 10.2307/27853061
- Byers, E. S. (2005). Relationship satisfaction and sexual satisfaction: a longitudinal study of individuals in long-term relationships. *J. Sex Res.* 42, 113–118. doi: 10.1080/00224490509552264
- Byrne, D. (1971). *The Attraction Paradigm.* New York: Academic Press.
- Campbell, L., and Kohut, T. (2017). The use and effects of pornography in romantic relationships. *Curr. Opin. Psychol.* 13, 6–10. doi: 10.1016/j.copsyc.2016.03.004
- Carroll, J. S., Busby, D. M., Willoughby, B. J., and Brown, C. C. (2017). The porn gap: differences in men's and women's pornography patterns in couple relationships. *J. Couple Relatsh. Ther.* 16, 1–18. doi: 10.1080/15332691.2016.1238796
- Carroll, J. S., Padilla-walker, L. M., Nelson, L. J., Olson, C. D., Barry, C. M., and Madsen, S. D. (2008). Generation XXX: pornography use among emerging adults. *J. Adolesc. Res.* 23, 6–30. doi: 10.1177/0743558407306348
- Clark, C. A., and Wiederman, M. W. (2000). Gender and reactions to a hypothetical relationship partner's masturbation and use of sexually explicit media. *J. Sex Res.* 37, 133–141. doi: 10.1080/00224490009552030
- Daneback, K., Treen, B., and Månsson, S.-A. (2009). Use of pornography in a random sample of Norwegian heterosexual couples. *Arch. Sex. Behav.* 38, 746–753. doi: 10.1007/s10508-008-9314-4
- Davies, S., Katz, J., and Jackson, J. L. (1999). Sexual desire discrepancies: effects on sexual and relationship satisfaction. *Arch. Sex. Behav.* 28, 553–567. doi: 10.1023/A:1018721417683
- Davis, C. M., and Bauserman, R. (1993). Exposure to sexually explicit materials: an attitude change perspective. *Annu. Rev. Sex Res.* 4, 121–209. doi: 10.1080/10532528.1993.10559887
- Dermer, M., and Pyszczynski, T. A. (1978). Effects of erotica upon men's loving and liking responses for women they love. *J. Pers. Soc. Psychol.* 36, 1302–1309.
- Dines, G. (2016). *Is Porn Immoral? That Doesn't Matter: It's a Public Health Crisis.* Washington, DC: Washington Post.
- Edwards, J. R. (1994). The study of congruence in organizational behavior research: critique and a proposed alternative. *Organ. Behav. Hum. Decis. Process.* 58, 51–100. doi: 10.1006/obhd.1994.1029
- Edwards, J. R. (2002). "Alternatives to difference scores: polynomial regression analysis and response surface methodology," in *Measuring and Analyzing Behavior in Organizations: Advances in Measurement and Data Analysis*, eds F. Drasgow and N. Schmitt (San Francisco, CA: Jossey-Bass), 350–400.
- Ellison, C. R. (2002). A research inquiry into some American women's sexual concerns and problems. *Women Ther.* 24, 147–159. doi: 10.1300/J015v24n01_17
- Eysenck, H. J., and Wakefield, J. A. J. (1981). Psychological factors as predictors of marital satisfaction. *Adv. Behav. Res. Ther.* 3, 151–192. doi: 10.1016/0146-6402(81)90002-3
- Festinger, L. (1954). A theory of social comparison processes. *Hum. Relations* 7, 117–140. doi: 10.1177/001872675400700202
- Fisher, W. A., and Barak, A. (2001). Internet pornography: a social psychological perspective on internet sexuality. *J. Sex Res.* 38, 312–323. doi: 10.1080/00224490109552102
- Fisher, W. A., and Kohut, T. (2020). Reading pornography: methodological considerations in evaluating pornography research. *J. Sex. Med.* 17, 195–209. doi: 10.1016/j.jsxm.2019.11.257
- Fisher, W. A., White, L. A., Byrne, D., and Kelley, K. (1988). Erotophobia-erotophilia as a dimension of personality. *J. Sex Res.* 25, 123–151. doi: 10.1080/00224498809551448
- Funk, J. L., and Rogge, R. D. (2007). Testing the ruler with item response theory: increasing precision of measurement for relationship satisfaction with the couples satisfaction index. *J. Fam. Psychol.* 21, 572–583. doi: 10.1037/0893-3200.21.4.572
- Grov, C., Gillespie, B. J., Royce, T., and Lever, J. (2011). Perceived consequences of casual online sexual activities on heterosexual relationships: a U.S. online survey. *Arch. Sex. Behav.* 40, 429–439. doi: 10.1007/s10508-010-9598-z
- Grubbs, J. B., Perry, S. L., Wilt, J. A., and Reid, R. C. (2019). Pornography problems due to moral incongruence: an integrative model with a systematic review and meta-analysis. *Arch. Sex. Behav.* 48, 397–415. doi: 10.1007/s10508-018-1248-x
- Haavio-Mannila, E., Kontula, O., and Mäkinen, M. (2003). *Sexual Trends in the Baltic Sea Area.* Helsinki: Population Research Institute, Family Federation of Finland.
- Hald, G. M., and Malamuth, N. M. (2008). Self-perceived effects of pornography consumption. *Arch. Sex. Behav.* 37, 614–625. doi: 10.1007/s10508-007-9212-1
- Hamblin, J. (2016). *Inside the Movement to Declare Pornography a 'Health Crisis.'* ATL. Available online at: <https://www.theatlantic.com/health/archive/2016/04/a-crisis-of-education/478206/> (accessed June 5, 2021)
- Hogben, M., and Byrne, D. (1998). Using social learning theory to explain individual differences in human sexuality. *J. Sex Res.* 35, 58–71. doi: 10.1080/00224499809551917
- Holbert, R. L., and Park, E. (2020). Conceptualizing, organizing, and positing moderation in communication research. *Commun. Theory* 30, 227–246. doi: 10.1093/ct/qtz006
- Hudson, W. W. (1998). "Index of sexual satisfaction," in *Handbook of Sexuality-Related Measures*, eds C. M. Davis, W. L. Yarber, R. Bauserman, G. Schreer, and S. L. Davis (Thousand Oaks, CA: Sage Publications), 512–513.
- Huntington, C., Markman, H., and Rhoades, G. (2020). Watching pornography alone or together: longitudinal associations with romantic relationship quality. *J. Sex Marital Ther.* 47, 130–146. doi: 10.1080/0092623X.2020.1835760
- IBM Corporation (2017). *IBM SPSS Statistics.*
- Kenny, D. A., Kashy, D. A., and Cook, W. L. (2006). *The Analysis of Dyadic Data.* New York: Guilford.
- Kenrick, D. T., Gutierrez, S. E., and Goldberg, L. L. (1989). Influence of popular erotica on judgments of strangers and mates. *J. Exp. Soc. Psychol.* 25, 159–167. doi: 10.1016/0022-1031(89)90010-3

- Kohut, T. (2014). *An Empirical Investigation of the Concept of "Pornography."* Available online at: <https://ir.lib.uwo.ca/etd/2063/> (accessed October 28, 2014)
- Kohut, T., and Campbell, L. (2019). Premature speculation concerning pornography's effects on relationships. *Arch. Sex. Behav.* 48, 2255–2259. doi: 10.1007/s10508-018-1389-y
- Kohut, T., Balzarini, R. N., Fisher, W. A., and Campbell, L. (2018). Pornography's associations with open sexual communication and relationship closeness vary as a function of dyadic patterns of pornography use within heterosexual relationships. *J. Soc. Pers. Relat.* 35, 655–676. doi: 10.1177/0265407517743096
- Kohut, T., Balzarini, R. N., Fisher, W. A., Grubbs, J. B., Campbell, L., and Prause, N. (2020). Surveying pornography use: a shaky science resting on poor measurement foundations. *J. Sex Res.* 57, 722–744. doi: 10.1080/00224499.2019.1695244
- Kohut, T., Fisher, W. A., and Campbell, L. (2017a). *Patterns of Pornography Use of Men and Women in Couple Relationships.* Available online at: <https://osf.io/p5rsz/> (accessed December 28, 2017)
- Kohut, T., Fisher, W. A., and Campbell, L. (2017b). Perceived effects of pornography on the couple relationship: initial findings of open-ended, participant-informed, "bottom-up" research. *Arch. Sex. Behav.* 46, 585–602. doi: 10.1007/s10508-016-0783-6
- Lambert, N. M., Negash, S., Stillman, T. F., Olmstead, S. B., and Fincham, F. D. (2012). A love that doesn't last: pornography consumption and weakened commitment to one's romantic partner. *J. Soc. Clin. Psychol.* 31, 410–438. doi: 10.1521/jscp.2012.31.4.410
- Leonhardt, N. D., Spencer, T. J., Butler, M. H., and Theobald, A. C. (2019). An organizational framework for sexual media's influence on short-term versus long-term sexual quality. *Arch. Sex. Behav.* 48, 2233–2249. doi: 10.1007/s10508-018-1209-4
- Maddox, A. M., Rhoades, G. K., and Markman, H. J. (2011). Viewing sexually-explicit materials alone or together: associations with relationship quality. *Arch. Sex. Behav.* 40, 441–448. doi: 10.1007/s10508-009-9585-4
- Malamuth, N. M., Addison, T., and Koss, M. P. (2000). Pornography and sexual aggression: are there reliable effects and can we understand them? *Annu. Rev. Sex Res.* 11, 26–91. doi: 10.1080/10532528.2000.10559784
- Manning, J. C. (2006). The impact of internet pornography on marriage and the family: a review of the research. *Sex. Addict. Compulsivity* 13, 131–165. doi: 10.1080/10720160600870711
- Mark, K. P. (2015). Sexual desire discrepancy. *Curr. Sex. Heal. Reports* 7, 198–202. doi: 10.1007/s11930-015-0057-7
- McNulty, J. K. (2016). Should spouses be demanding less from marriage? A contextual perspective on the implications of interpersonal standards. *Personal. Soc. Psychol. Bull.* 42, 444–457. doi: 10.1177/0146167216634050
- McNulty, J. K., and Russell, V. M. (2010). When "negative" behaviors are positive: A contextual analysis of the long-term effects of problem-solving behaviors on changes in relationship satisfaction. *J. Personal. Soc. Psychol.* 98, 587–604. doi: 10.1037/a0017479
- Montgomery-Graham, S., Kohut, T., Fisher, W. A., and Campbell, L. (2015). How the popular media rushes to judgment about pornography and relationships while research lags behind. *Can. J. Hum. Sex.* 24, 243–256. doi: 10.3138/cjhs.243-A4
- Montoya, R. M., and Horton, R. S. (2013). A meta-analytic investigation of the processes underlying the similarity-attraction effect. *J. Soc. Pers. Relat.* 30, 64–94. doi: 10.1177/0265407512452989
- Mulley, M. (2017). *Health Committee on April 11th, 2017. Open Parliament.* Available online at: <https://openparliament.ca/committees/health/42-1/50/dr-gail-dines-1/> (accessed June 5, 2021)
- Muusses, L. D., Kerkhof, P., and Finkenauer, C. (2015). Internet pornography and relationship quality: a longitudinal study of within and between partner effects of adjustment, sexual satisfaction and sexually explicit internet material among newly-weds. *Comput. Human Behav.* 45, 77–84. doi: 10.1016/j.chb.2014.11.077
- Nelson, K. M., and Rothman, E. F. (2020). Should public health professionals consider pornography a public health crisis? *Am. J. Public Health* 110, 151–153. doi: 10.2105/AJPH.2019.305498
- Norton, R. (1983). Measuring marital quality: a critical look at the dependent variable. *J. Marriage Fam.* 45, 141–151. doi: 10.2307/351302
- Perry, S. L. (2017a). Does viewing pornography diminish religiosity over time? Evidence from two-wave panel data. *J. Sex Res.* 54, 214–226. doi: 10.1080/00224499.2016.1146203
- Perry, S. L. (2017b). Does viewing pornography reduce marital quality over time? evidence from longitudinal data. *Arch. Sex. Behav.* 46, 549–559. doi: 10.1007/s10508-016-0770-y
- Perry, S. L. (2019). Is the link between pornography use and relational happiness really more about masturbation? Results from two national surveys. *J. Sex Res.* 57, 64–76. doi: 10.1080/00224499.2018.1556772
- Perry, S. L., and Davis, J. T. (2017). Are pornography users more likely to experience a romantic breakup? Evidence from longitudinal data. *Sex. Cult.* 21, 1157–1176. doi: 10.1007/s12119-017-9444-8
- Perry, S. L., and Schleifer, C. (2018). Till porn do us part? A longitudinal examination of pornography use and divorce. *J. Sex Res.* 55, 284–296. doi: 10.1080/00224499.2017.1317709
- Petersen, J. L., and Hyde, J. S. (2010). A meta-analytic review of research on gender differences in sexuality, 1993–2007. *Psychol. Bull.* 136, 21–38. doi: 10.1037/a0017504
- Poulsen, F. O., Busby, D. M., and Galovan, A. M. (2013). Pornography use: who uses it and how it is associated with couple outcomes. *J. Sex Res.* 50, 72–83. doi: 10.1080/00224499.2011.648027
- Preacher, K. J., Curran, P. J., and Bauer, D. J. (2018). *Simple Intercepts, Simple Slopes, and Regions of Significance in HLM 2-Way Interactions.* Available online at: <http://www.quantpsy.org/interact/hlm2.htm> (accessed March 20, 2018)
- Purnine, D. M., and Carey, M. P. (1999). Dyadic coorientation: reexamination of a method for studying interpersonal communication. *Archives* 28, 45–62. doi: 10.1023/A:101874160
- R Core Team (2020). *R: A Language and Environment for Statistical Computing.* Vienna: R Core Team.
- Reis, H. T., and Shaver, P. (1988). "Intimacy as an interpersonal process," in *Handbook of Personal Relationships: Theory, Research and Interventions*, eds S. Duck, D. F. Hay, S. E. Hobfoll, W. Ickes, and B. M. Montgomery (Chichester: Wiley), 367–389.
- Reissman, C., Aron, A., and Bergen, M. R. (1993). Shared activities and marital satisfaction: causal direction and self-expansion versus boredom. *J. Soc. Pers. Relat.* 10, 243–254. doi: 10.1177/026540759301000205
- Resch, M. N., and Alderson, K. G. (2014). Female partners of men who use pornography: are honesty and mutual use associated with relationship satisfaction? *J. Sex Marital Ther.* 40, 410–424. doi: 10.1080/0092623X.2012.751077
- Rissel, C., Richters, J., de Visser, R. O., McKee, A., Yeung, A., and Caruana, T. (2016). A profile of pornography users in Australia: findings from the second Australian study of health and relationships. *J. Sex Res.* 4499, 1–14. doi: 10.1080/00224499.2016.1191597
- Rusbult, C. E., Martz, J. M., and Agnew, C. R. (1998). The investment model scale: measuring commitment level, satisfaction level, quality of alternatives, and investment size. *Pers. Relation.* 5, 357–387. doi: 10.1111/j.1475-6811.1998.tb00177.x
- Schönbrodt, F., and Humberg, S. (2020). *RSA: An R Package for Response Surface Analysis (Version 0.10.2).* Available online at: <https://cran.r-project.org/package=RSA>
- Shanock, L. R., Baran, B. E., Gentry, W. A., Pattison, S. C., and Heggstad, E. D. (2010). Polynomial regression with response surface analysis: a powerful approach for examining moderation and overcoming limitations of difference scores. *J. Bus. Psychol.* 25, 543–554. doi: 10.1007/s10869-010-9183-4
- Shaw, A. M. (2017). *The Longitudinal Effects of Solo and Joint Use of Sexually Explicit Material in Committed Relationships.* Rochester, NY: University of Rochester.
- Shaw, A. M. and Rogge, R. R. (2016). Evaluating and refining the construct of sexual quality with item response theory: development of the quality of sex inventory. *Arch. Sex. Behav.* 45, 249–270. doi: 10.1007/s10508-015-0650-x
- Short, M. B., Black, L., Smith, A. H., Wetterneck, C. T., and Wells, D. E. (2012). A review of Internet pornography use research: methodology and content from the past 10 years. *Cyberpsychol. Behav. Soc. Netw.* 15, 13–23. doi: 10.1089/cyber.2010.0477
- Smith, E. R., Becker, M. A., Byrne, D., and Przybyla, D. P. J. (1993). Sexual attitudes of males and females as predictors of interpersonal attraction and marital compatibility. *J. Appl. Soc. Psychol.* 23, 1011–1034. doi: 10.1111/j.1559-1816.1993.tb01019.x
- Smith, T. W., Davern, M., Freese, J., and Morgan, S. L. (2019). *General Social Surveys, 1972–2018: Cumulative Codebook [Codebook]*. 3,758. Available online

- at: http://gss.norc.org/Documents/codebook/gss_codebook.zip (accessed September 13, 2020)
- Spellman, B. A. (2015). A short (personal) future history of revolution 2.0. *Perspect. Psychol. Sci.* 10, 886–899. doi: 10.1177/1745691615609918
- Træen, B., Spitznogle, K., and Beverfjord, A. (2004). Attitudes and use of pornography in the Norwegian population 2002. *J. Sex Res.* 41, 193–200. doi: 10.1080/00224490409552227
- Vaillancourt-Morel, M.-P., Daspe, M., Charbonneau-Lefebvre, V., and Bosisio, M. (2019). Pornography use in adult mixed-sex romantic relationships: context and correlates. *Curr. Sex. Health Rep.* 11, 35–43. doi: 10.1007/s11930-019-00190-2
- Vandenbosch, L. (2019). Media psychological reflections on the organizational framework of sexual media's influence on users' short- vs. long-term sexual quality. *Arch. Sex. Behav.* 48, 2283–2289. doi: 10.1007/s10508-018-1373-6
- Weaver, J. B., Masland, J. L., and Zillmann, D. (1984). Effect of erotica on young men's aesthetic perception of their female sexual partners. *Percept. Mot. Skills* 58, 929–930. doi: 10.2466/pms.1984.58.3.929
- Wenner, C., Russell, V. M., and McNulty, J. K. (2011). "Attitudes toward unconventional sex scale," in *Handbook of Sexuality-Related Measures*, eds T. D. Fisher, C. M. Davis, W. L. Yarber, and S. L. Davis (New York: Rutledge), 80–81.
- Werner, C., and Parmalee, P. (1978). Similarity of activity preferences among friends: those who play together stay together. *Soc. Psychol. Q.* 42, 62–66.
- Willoughby, B. J., and Leonhardt, N. D. (2020). Behind closed doors: individual and joint pornography use among romantic couples. *J. Sex Res.* 57, 77–99. doi: 10.1080/00224499.2018.1541440
- Willoughby, B. J., Carroll, J. S., Busby, D. M., and Brown, C. C. (2016). Differences in pornography use among couples: associations with satisfaction, stability, and relationship processes. *Arch. Sex. Behav.* 45, 145–158. doi: 10.1007/s10508-015-0562-9
- Willoughby, B. J., Leonhardt, N. D., and Augustus, R. (2020). Untangling the porn web: creating an organizing framework for pornography research among couples. *J. Sex Res.* 57, 709–721. doi: 10.1080/00224499.2019.1698003
- Wright, P. J. (2021a). Overcontrol in pornography research: let it go, let it go... *Arch. Sex. Behav.* 50, 387–392. doi: 10.1007/s10508-020-01902-9
- Wright, P. J. (2021b). Pornographic socialization as "selective-exposure": let it go, let it go II. *Arch. Sex. Behav.* 50, 393–399. doi: 10.1007/s10508-021-01922-z
- Wright, P. J., Sun, C., Steffen, N. J., and Tokunaga, R. S. (2019). Associative pathways between pornography consumption and reduced sexual satisfaction. *Sex. Relatsh. Ther.* 34, 422–439. doi: 10.1080/14681994.2017.1323076
- Wright, P. J., Tokunaga, R. S., and Bae, S. (2014). More than a dalliance? Pornography consumption and extramarital sex attitudes among married U.S. adults. *Psychol. Pop. Media Cult.* 3, 97–109. doi: 10.1037/ppm0000024
- Wright, P. J., Tokunaga, R. S., Kraus, A., and Klann, E. (2017). Pornography consumption and satisfaction: a meta-analysis. *Hum. Commun. Res.* 43, 315–343. doi: 10.1111/hcre.12108
- Wu, L. L., Martin, S. P., and England, P. (2017). The decoupling of sex and marriage: cohort trends in who did and did not delay sex until marriage for U.S. women born 1938–1985. *Sociol. Sci.* 4, 151–175. doi: 10.15195/v4.a7
- Yucel, D., and Gassanov, M. A. (2010). Exploring actor and partner correlates of sexual satisfaction among married couples. *Soc. Sci. Res.* 39, 725–738. doi: 10.1016/j.ssresearch.2009.09.002
- Zillmann, D. (2000). Influence of unrestrained access to erotica on adolescents' and young adults' dispositions toward sexuality. *J. Adolesc. Health* 27, 41–44. doi: 10.1016/S1054-139X(00)00137-3
- Zillmann, D., and Bryant, J. (1988). Pornography's impact on sexual satisfaction. *J. Appl. Soc. Psychol.* 18, 438–453. doi: 10.1111/j.1559-1816.1988.tb00027.x

Conflict of Interest: The authors declare that the research was conducted in the absence of any commercial or financial relationships that could be construed as a potential conflict of interest.

Publisher's Note: All claims expressed in this article are solely those of the authors and do not necessarily represent those of their affiliated organizations, or those of the publisher, the editors and the reviewers. Any product that may be evaluated in this article, or claim that may be made by its manufacturer, is not guaranteed or endorsed by the publisher.

Copyright © 2021 Kohut, Dobson, Balzarini, Rogge, Shaw, McNulty, Russell, Fisher and Campbell. This is an open-access article distributed under the terms of the Creative Commons Attribution License (CC BY). The use, distribution or reproduction in other forums is permitted, provided the original author(s) and the copyright owner(s) are credited and that the original publication in this journal is cited, in accordance with accepted academic practice. No use, distribution or reproduction is permitted which does not comply with these terms.