



Risk of upper gastrointestinal bleeding in a cohort of new users of low-dose ASA for secondary prevention of cardiovascular outcomes

Lucía Cea Soriano and Luis A. García Rodríguez*

Centro Español de Investigación Farmacoepidemiológica, Madrid, Spain

Edited by:

Angel Lanas, University of Zaragoza, Spain

Reviewed by:

A. T. Chan, Massachusetts General Hospital and Harvard Medical School, USA

F. H. Ng, Ruttonjee Hospital, China

*Correspondence:

Luis A. García Rodríguez, Spanish Centre for Pharmacoepidemiologic Research, C/Almirante 28, 2^o 28004 Madrid, Spain.

e-mail: lagarcia@ceife.es

The Health Improvement Network UK primary care database was used to identify a cohort of 38 077 individuals aged 50–84 years with a first prescription of low-dose acetylsalicylic acid (ASA; 75–300 mg/day) for secondary prevention of cardiovascular or cerebrovascular events during 2000–2007. From this cohort, 169 incident cases of upper gastrointestinal bleeding (UGIB) were identified. Controls with no UGIB ($n = 2000$) were frequency-matched to the cases by age, sex, and follow-up time. A nested case–control analysis was performed to determine risk factors associated with UGIB. The incidence of UGIB was 1.1 per 1000 person-years (95% CI, 1.0–1.3). Low-dose ASA users with a history of peptic ulcer disease had an increased risk of UGIB compared with those without (Relative Risk [RR], 4.59; 95% CI, 2.87–7.33). Concomitant use of ASA and clopidogrel (RR, 1.61; 95% CI, 0.85–3.05) or non-steroidal anti-inflammatory drugs (NSAIDs; RR, 2.92; 95% CI, 1.77–4.82) conferred an increased risk of UGIB compared with ASA monotherapy. Discontinuation of ASA therapy (RR: 0.71, 95% CI, 0.42–1.20) and PPI co-treatment given since the start of ASA therapy (RR, 0.56; 95% CI, 0.33–0.96) were associated with a reduced risk of UGIB. In conclusion, in a cohort of individuals receiving low-dose ASA for secondary prevention of cardiovascular or cerebrovascular events, patients with a history of peptic ulcer disease, or who were receiving clopidogrel or NSAIDs had an increased risk of UGIB. The prescription of PPI therapy at the initiation of low-dose ASA reduced the risk of UGIB by almost half.

Keywords: acetylsalicylic acid, case–control, secondary prevention, upper gastrointestinal bleeding

INTRODUCTION

Evidence-based guidelines recommend long-term use of low-dose acetylsalicylic acid (ASA; 75–150 mg/day) for all patients with ischemic cardiovascular disease, unless contraindicated (Sacco et al., 2006; Smith et al., 2006; King et al., 2008). Low-dose ASA is known to be effective for the prevention of cardiovascular events in high-risk patients, reducing the risk of serious vascular events by around 25% (Antithrombotic Trialists' Collaboration, 2002). However, low-dose ASA is also known to increase the risk of upper gastrointestinal bleeding (UGIB) (Lanas et al., 2007). Numerous observational studies have shown that the risk of upper gastrointestinal complications in patients receiving low-dose ASA is around twofold that in the general population (Weil et al., 1995; de Abajo and García Rodríguez, 2001; García Rodríguez et al., 2001).

Therefore, the cardiovascular benefits of low-dose ASA therapy should be weighed against the risk of any major bleeding, including UGIB. Risk factors for UGIB in patients taking ASA are not well characterized, but appear to include advanced age, history of peptic ulcer disease and concomitant use of NSAIDs (Patrono et al., 2005). A dose of ASA not greater than 81 mg per day together with a gastroprotective medication is recommended for patients at high risk of bleeding (Bhatt et al., 2008).

The aims of this study were to estimate the incidence of UGIB in a UK primary care setting and, through a nested case–control analysis, establish the principal risk factors associated

with an increased risk of UGIB among a cohort of individuals starting low-dose ASA therapy for secondary prevention of cardiovascular events.

MATERIALS AND METHODS

DATA SOURCE

The Health Improvement Network (THIN) covers about 5% of the UK population, and is age, sex, and geographically representative (Bourke et al., 2004). Anonymized data on over 3 million patients are systematically recorded by participating primary care practitioners (PCPs) as part of their routine patient care and sent to THIN for use in research projects. The computerized information includes demographics, details from PCP visits, diagnoses, referrals to specialists and hospital admissions, results of laboratory tests, and a free-text section. Participating practices are required to record the indication for new courses of therapy, and prescriptions issued by the PCP are also recorded. The Read classification is used to code specific diagnoses (O'Neil et al., 1995; Stuart-Buttle et al., 1996), and a drug dictionary based on data from the MULTILEX classification is used to record prescriptions (First Data Bank, 2010). THIN has been extensively validated for use in pharmacoepidemiology (Lewis et al., 2007).

STUDY DESIGN

From THIN, a cohort of new users of low-dose ASA (75–300 mg/day) for secondary prevention of cardiovascular ischemic diseases or cerebrovascular ischemic events who were aged 50–84 years

between 1 January 2000 and 31 December 2007 was sampled. They were required to be registered for at least 2 years with their PCP and to have at least 1 year of computerized prescription history. We excluded all individuals with any of the following conditions: alcohol abuse, cancer, coagulopathies, esophageal varices, liver disease or Mallory–Weiss disease. The date of the first ever recorded prescription of low-dose ASA for secondary prevention of cardiovascular or cerebrovascular events was defined as the start date. All study cohort members ($N = 38\,077$) were followed for a mean of 4.0 years from the first day after the start date until the earliest of the following endpoints: UGIB event; diagnosis of alcohol abuse/alcohol-related disease, cancer, coagulopathy, esophageal varices, liver disease, or Mallory–Weiss disease; reaching the age of 85 years; death or the end of the study period (30 October 2008). The study was approved by a Multicentre Research Ethics Committee.

UGIB CASE ASCERTAINMENT

After removing all personal identifiers, we reviewed the free-text comments and patient profiles which included demographic data and all clinical information for all individuals with a computer-recorded entry suggesting a UGIB event ($n = 548$). At this stage, patients were excluded if they had bleeding in a location other than the stomach or duodenum, or if they had no specific bleeding site recorded (unless it was recorded as “peptic ulcer”). Individuals were also excluded if they had gastrointestinal perforation, if the UGIB event was not confirmed upon further investigation or if they were not referred, or if they had a diagnosis of alcohol abuse/alcohol-related disease, cancer, coagulopathy, esophageal varices, liver disease, or Mallory–Weiss disease. During the manual review, we also established the index date as the day of the first sign (e.g. bleeding) that led to the diagnosed outcome.

Following this review process, 169 patients were considered to be incident cases of UGIB (Figure 1). The site of bleeding was located in the stomach in 71 (42%) patients, in the duodenum for 50 (29.6%), in both sites for 27 (16.0%), and in 21 (12.4%) patients the specific site was only recorded as “peptic ulcer”.

SELECTION OF CONTROLS

A date within the study period was generated at random for each member of the study cohort of 38 077 individuals. If the random date was included in the individual's eligible person-time (follow-up period), we marked that person as an eligible control. The random date for controls was used as the index date in the nested case–control analysis. In total, 2000 controls, frequency-matched by sex, age, and follow-up time (interval between start date and index date), were sampled. The same exclusion criteria were applied to controls as to cases.

COMORBIDITIES AND RISK FACTORS

Information on comorbidities was collected from THIN from any time before the start date. Peptic ulcer antecedents was categorized into three groups: *dyspepsia* which included all diagnoses related with upper gastrointestinal symptoms; *uncomplicated peptic ulcer*; and *complicated peptic ulcer* defined as all individuals with bleeding or another complication. Data on potential risk factors, such as smoking, alcohol use (units per week), body mass index (BMI; kg/m²) were collected from any time before the index date. In addition,

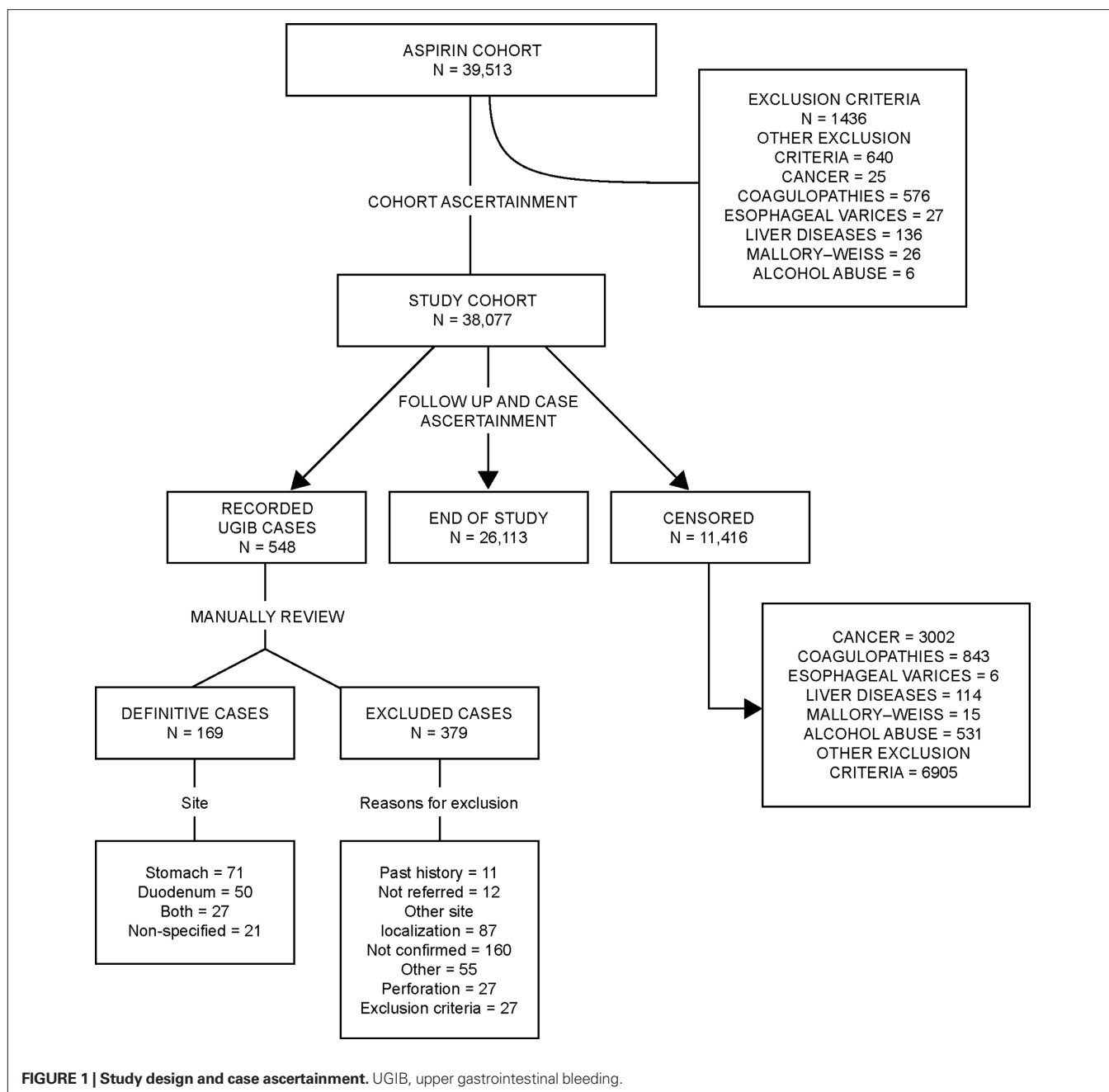
data on the number of PCP visits, referrals and hospitalizations were collected for the year prior to the index date. Finally, information on drug exposure between the start date and the index date was reviewed.

Exposure to antiplatelet drugs (ASA, clopidogrel and dipyridamole), warfarin, nitrates, proton pump inhibitors (PPIs), histamine-2 receptor antagonists (H₂RAs), oral steroids was classified as follows: *current use*, when the supply of the most recent prescription lasted until the index date or ended in the 30 days before the index date; *past use*, when supply of the most recent prescription ended 31–365 days before the index date; and *non-use* when supply of the most recent prescription ended more than 365 days before the index date or there was no recorded use at any time between the start and index dates if that interval was smaller than 365 days. Additionally we evaluated the interaction between dual antiplatelet use (ASA + clopidogrel) and between ASA + NSAIDs, independently. We created five levels of exposure for each of these two variables as follows: *Non-use of either agent* (within the year prior to index date); *use of both agents* defined as current users of the two agents; *current use of only one agent and non-use of the other agent within the year prior* and vice versa; and *remaining* (combinations of recency of both agents).

To estimate the effect of low-dose ASA discontinuation on the risk of UGIB, we categorized ASA exposure using the following time windows: *current use*, when the supply of the most recent prescription lasted until the index date (assuming complete adherence) or ended in the 14 days before the index date; *recent discontinuation* when it ended 15–180 days before the index date; *past discontinuation* when it ended 181–365 days before the index date; and *non-use* when it ended more than 365 days before the index date. We also examined the reasons for low-dose ASA discontinuation and classified them into four mutually exclusive groups: *lack of efficacy*, defined as physician-initiated switching from low-dose ASA to another antiplatelet drug or to an anticoagulant such as warfarin with no evidence to suggest an adverse event; *safety concerns*, defined as evidence of adverse events related to low-dose ASA therapy (such as upper gastrointestinal disorders or UGIB), evidence of intolerance to low-dose ASA (allergy/urticaria), initiation of acid-suppressing drug treatment, or planned surgery; *use of over-the-counter ASA*, defined as when the PCP recorded that patients were receiving low-dose ASA in the absence of a computerized prescription or when the PCP noted that the patient was taking over-the-counter low-dose ASA; and *non-adherence*, defined as discontinuation in the absence of any of the above factors.

We subdivided current users of PPIs and H₂RAs into two mutually exclusive groups: those who received their first prescription before or at the start date (defined as users initiating therapy at start date) and those who received their first prescription after the start date (defined as users initiating therapy after start date).

Exposure to NSAIDs was classified as follows: *current use*, when the supply of the most recent prescription lasted until the index date or ended in the 7 days before the index date (this shorter time window for NSAID current use was used to make it comparable with prior NSAID studies); *past use*, when it ended 8–365 days before the index date; and *non-use* when use ended



more than 365 days before the index date or there was no recorded use at any time between the start and index dates if that interval was smaller than 365 days. Current use of NSAIDs was further subdivided into the following categories: *single*, when there was use of only one NSAID in the 90 days before the index date, and *multiple*, when the patient used more than one NSAID in the 90 days before the index date. Dose- and duration-response were assessed in current users of single NSAIDs. Duration of treatment was computed by summing the number of days corresponding to consecutive prescriptions (allowing for an interval of 60 days or less between the end of one prescription and the start of the next one).

STATISTICAL ANALYSIS

The overall incidence of UGIB was estimated along with age- and sex-specific incidence estimates, and 95% confidence intervals (CIs) were calculated. We also calculated the incidence of UGIB in subgroups of ASA users with or without a history of peptic ulcer disease before the start date. Kaplan-Meier survival analysis and log rank test was performed in the whole cohort as well as stratified by sex, age, and history of peptic ulcer disease.

Nested case-control analysis was performed to estimate the association between various risk factors and the occurrence of UGIB. Odds ratios (ORs) and 95% CIs were calculated by unconditional multiple logistic regression models adjusted for age, sex, follow-up

time, history of peptic ulcer disease, PCP visits, number of referrals and hospitalizations, and use of ASA, clopidogrel, warfarin, PPIs and NSAIDs (current, past, or no use). Under the study design of incidence density sampling, the OR is an unbiased estimator of the incidence rate ratio (RR). Statistical analyses were performed using Stata package version 11.0 (StataCorp LP, College Station, TX, USA).

RESULTS

INCIDENCE OF UGIB

We observed a crude incidence of UGIB of 1.12 per 1000 person-years (95% CI, 0.96–1.30). The incidence of UGIB increased with age and was slightly higher among men 1.18 (95% CI, 0.97–1.43) than women 1.05 (95% CI, 0.83–1.33) (Figure 2). There was no significant association between UGIB and sex (log rank test p value = 0.44), but older age was associated with UGIB (>70 years vs ≤70 years; log rank test p value = 0.0003).

The incidence of UGIB was 3.53 per 1000 person-years (95% CI, 2.53–4.92) among individuals with a previous diagnosis of peptic ulcer disease, 1.44 per 1000 person-years (95% CI, 1.09–1.92) among individuals with a previous diagnosis of gastritis or dyspepsia, compared with 0.80 per 1000 person-years (95% CI, 0.65–0.99) among individuals with none of these diagnoses.

The cumulative proportion of patients developing UGIB over time is presented in Figure 3. The incidence during the first year of follow-up was 1.71 (95% CI, 1.34–2.20) per 1000 person-years and 0.93 (95% CI, 0.77–1.13) per 1000 person-years during the remaining years of follow-up. Figures 4–6 present the cumulative proportion of patients developing UGIB according to sex, age, and history of peptic ulcer disease, respectively.

RISK FACTORS FOR UGIB

Associations between baseline characteristics and comorbidities and the risk of UGIB are shown in Table 1. Consumption of more than 25 units of alcohol per week was associated with a significant increase in the risk of UGIB (RR, 2.96; 95% CI, 1.43–6.15; compared with non-use). The corresponding estimate of RR among current smokers was 1.33 (95% CI, 0.80–2.21 compared with non-smokers. Prior diagnosis of peptic ulcer disease (with or without complication) was also associated with a significant increase in the risk of UGIB (RR, 4.59; 95% CI, 2.87–7.33).

The RR of UGIB associated with current use of low-dose ASA was 1.63 (95% CI, 0.85–3.13) (Table 2). The risk of UGIB was significantly increased in those receiving ASA 150–300 mg/day (RR, 2.65; 95% CI, 1.17–5.97). The corresponding RR among those receiving 75 mg/day was 1.54 (95% CI, 0.80–2.97).

Current use of clopidogrel (with or without low-dose ASA) was associated with a significant increase in the risk of UGIB compared with non-use (RR, 1.90; 95% CI, 1.12–3.22). Current users of dual antiplatelet therapy (ASA and clopidogrel) had a significantly higher risk of UGIB than individuals using neither antiplatelet therapy (RR, 3.31; 95% CI, 1.18–9.24) and a non-significant increase in the risk of UGIB compared with those using low-dose ASA monotherapy (RR, 1.61; 95% CI, 0.85–3.05).

Recent discontinuers of low-dose ASA had a lower risk of UGIB compared with those who continued low-dose ASA therapy (RR, 0.71; 95% CI, 0.42–1.20; Table 3). When we examined the risk of

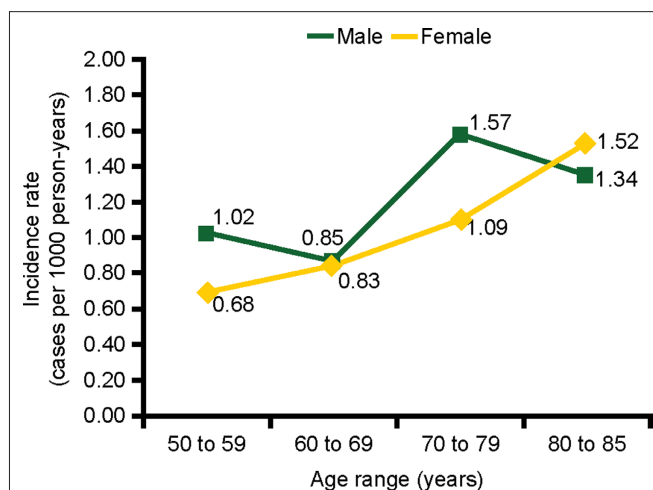


FIGURE 2 | Incidence of UGIB by age and sex in a cohort of low-dose ASA users. ASA, acetylsalicylic acid; UGIB, upper gastrointestinal bleeding.

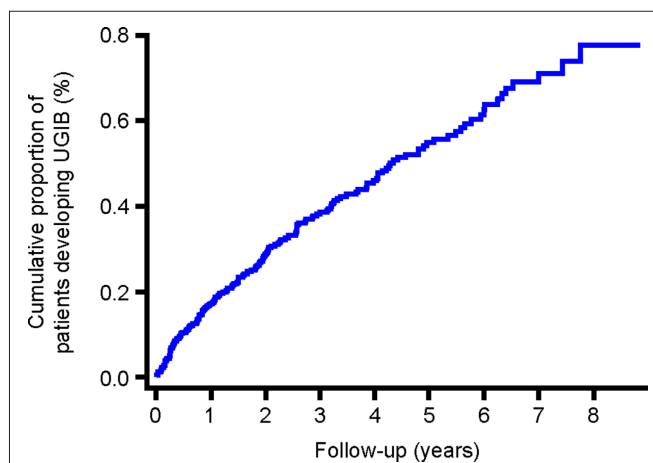


FIGURE 3 | Cumulative proportion of patients developing UGIB during follow-up. UGIB, upper gastrointestinal bleeding.

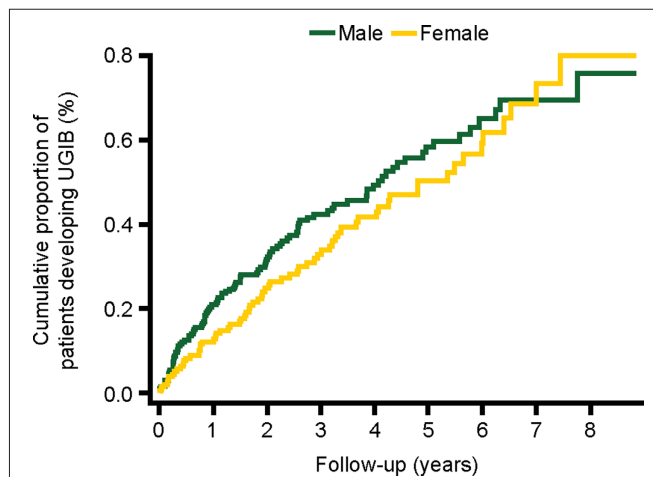
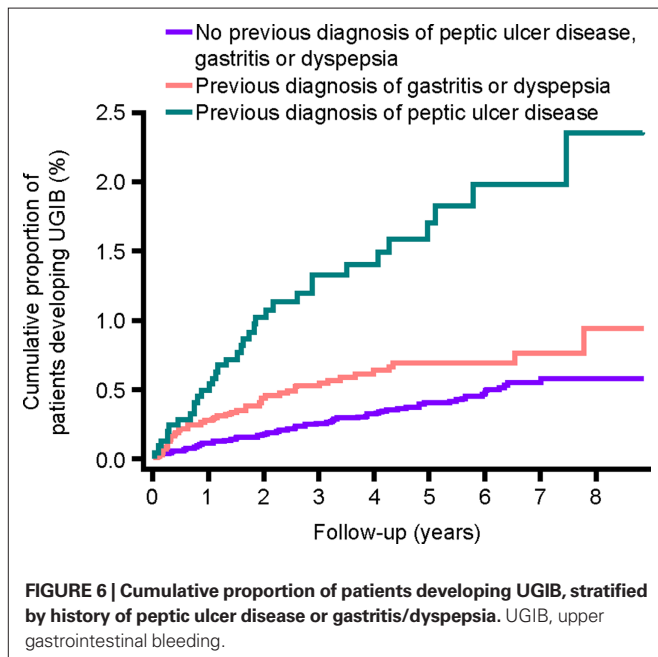
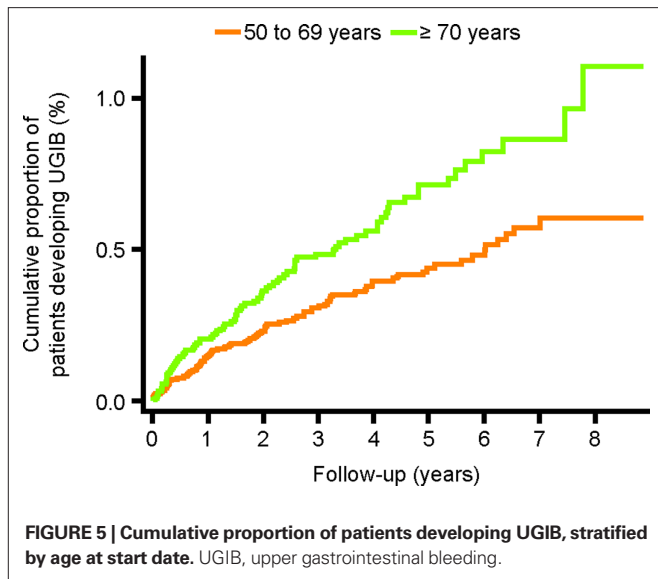


FIGURE 4 | Cumulative proportion of patients developing UGIB, stratified by sex. UGIB, upper gastrointestinal bleeding.



UGIB by the reason for discontinuation, individuals discontinuing ASA due to safety concerns had a RR of 2.18 (95% CI, 0.80–5.95) compared with current users, while discontinuation for other reasons (primarily non-adherence) was associated with an RR of 0.52 (95% CI, 0.28–0.99).

Table 4 shows the RR of UGIB associated with various anti-inflammatory drugs. Compared with non-use, an increased risk of UGIB was found in current users of NSAIDs (RR, 2.66; 95% CI, 1.66–4.26). The increase in the risk of UGIB was higher in those who had been using NSAIDs for less than 31 days (RR, 3.49; 95% CI, 1.49–8.18) than in those who had been using longer than 30 days (RR, 2.19; 95% CI, 1.22–3.92) compared with non-users. No relationship was found between NSAID dose and the risk of UGIB. Concomitant users of ASA and NSAIDs had a RR of 5.90

Table 1 | The prevalence of demographic and lifestyle characteristics in individuals with UGIB and controls with no UGIB, and their association with a diagnosis of UGIB, in a cohort of low-dose ASA users.

	Controls N = 2000		UGIB cases N = 169		RR (95% CI)*
	n	%	n	%	
SEX					
Male	1189	59.5	101	59.8	NA
Female	811	40.6	68	40.2	NA
AGE (YEARS)					
<65	468	23.4	38	22.5	NA
65–74	670	33.5	58	34.3	NA
≥75	862	43.1	73	43.2	NA
FOLLOW-UP TIME (MONTHS)					
0–6	439	21.9	39	23.1	NA
7–12	257	12.8	23	13.6	NA
12–23	428	21.4	35	20.7	NA
24–47	484	24.2	41	24.3	NA
≥48	392	19.6	31	18.3	NA
SMOKING STATUS					
Never	878	43.9	59	34.9	1 (–)
Current	276	13.8	28	16.6	1.33 (0.80–2.21)
Former	803	40.2	75	44.4	1.18 (0.81–1.73)
Unknown	43	2.1	7	4.1	2.67 (1.08–6.59)
ALCOHOL USE (UNITS/WEEK)					
0	903	45.1	68	40.2	1 (–)
1–2	262	13.1	26	15.4	1.49 (0.91–2.44)
3–24	599	29.9	46	27.2	1.11 (0.73–1.70)
≥25	72	3.6	12	7.1	2.96 (1.43–6.15)
Unknown	164	8.2	17	10.1	1.52 (0.84–2.76)
HOSPITALIZATIONS					
None	1616	80.8	112	66.3	1 (–)
1–2	300	15.0	43	25.4	1.88 (1.24–2.86)
≥3	84	4.2	14	8.3	1.56 (0.79–3.05)
HISTORY OF GASTROINTESTINAL DISEASE					
None	1414	70.7	86	50.9	1 (–)
Dyspepsia	450	22.5	49	29.0	1.77 (1.20–2.61)
Peptic ulcer disease	136	6.8	34	20.1	4.59 (2.87–7.33)
Uncomplicated	99	5.0	22	13.0	4.18 (2.44–7.15)
Complicated	37	1.8	12	7.1	5.73 (2.73–12.02)

*Adjusted by sex, age, follow-up time, history of peptic ulcer disease, number of PCP visits, referrals and hospitalizations, and use of warfarin, ASA, clopidogrel, NSAIDs and PPIs.

Note: PCP visits, number of referrals and number of hospitalizations were collected for the year prior to the index date. A unit per alcohol: 1 unit = 10 ml of pure ethanol(8 g of alcohol). Uncomplicated ulcer diseases: peptic ulcer without complication; complicated ulcer diseases: peptic ulcer with bleeding or perforation.

ASA, acetylsalicylic acid; CI, confidence interval; NSAID, non-steroidal anti-inflammatory drug; PCP, primary care practitioner; PPI, proton pump inhibitor; PU, peptic ulcer; RR, relative risk; UGIB, upper gastrointestinal bleeding.

(95% CI, 2.39–14.53) compared with individuals using neither ASA nor NSAIDs. There was no significant association between oral corticosteroid use and the risk of UGIB.

Table 2 | Medication use in individuals with UGIB and controls with no UGIB, and their association with a diagnosis of UGIB, in a cohort of low-dose ASA users.

	Controls N = 2000		Cases N = 169		RR (95% CI)*
	n	%	n	%	
LOW-DOSE ASA					
Non-use	186	9.3	13	7.7	1 (-)
Current use (0–30 days)	1570	78.5	136	80.5	1.63 (0.85–3.13)
75 mg/day	1425	71.2	118	69.8	1.54 (0.80–2.97)
150–300 mg/day	145	7.2	18	10.7	2.65 (1.17–5.97)
Past use (31–365 days)	244	12.2	20	11.8	1.31 (0.59–2.88)
CLOPIDOGREL					
Non-use	1813	90.6	139	82.2	1 (-)
Current use (0–30 days)	149	7.4	22	13.0	1.90 (1.12–3.22)
Past use (31–365 days)	38	1.9	8	4.7	2.40 (1.04–5.55)
INTERACTION WITH CLOPIDOGREL					
Low-dose ASA with no clopidogrel	1439	72.0	114	67.5	1 (-)
Low-dose ASA plus clopidogrel	103	5.2	14	8.3	1.61 (0.85–3.05)
WARFARIN					
Non-use	1907	95.3	161	95.3	1 (-)
Current use (0–30 days)	75	3.8	8	4.7	1.30 (0.57–2.95)
Past use (31–365 days)	18	0.9	0	0.0	–
DIPYRIDAMOLE					
Non-use	1920	96.0	161	95.3	1 (-)
Current use (0–30 days)	65	3.2	8	4.7	1.38 (0.63–3.06)
Past use (31–365 days)	15	0.8	0	0.0	–
NITRATES					
Non-use	1321	66.1	103	61.0	1 (-)
Current use (0–30 days)	412	20.6	36	21.30	0.93 (0.61–1.42)
Past use (31–365 days)	267	13.3	30	17.7	1.20 (0.76–1.90)

*Adjusted by sex, age, follow-up time, history of peptic ulcer disease, number of PCP visits, referrals and hospitalizations, and use of warfarin, ASA, clopidogrel, NSAIDs, and PPIs.

Note: Data on PCP visits, number of referrals and number of hospitalizations were collected for the year prior to the index date. Data on comorbidity was collected for any time before the start date.

ASA, acetylsalicylic acid; CI, confidence interval; NSAID, non-steroidal anti-inflammatory drug; PCP, primary care practitioner; PPI, proton pump inhibitor; PU, peptic ulcer; RR, relative risk; UGIB, upper gastrointestinal bleeding.

Table 5 presents the RR of UGIB associated with acid-suppressing drugs. Current PPI users who initiated this treatment at or before the start date had a significantly reduced risk of UGIB compared with non-users (RR, 0.56; 95% CI, 0.33–0.96). Current PPI users who initiated this therapy after the start date had an increased risk of UGIB, presumably due to confounding by indication. The reduced risk of UGIB was found among current PPI users who were receiving a medium or high daily dose (RR, 0.40; 95% CI, 0.20–0.78), but was not observed among users of a low daily dose (RR, 1.00; 95% CI, 0.47–2.12). No significant association was found between H₂RA use and the risk of UGIB (RR, 1.07; 95% CI, 0.47–2.42).

Table 3 | The prevalence of low-dose ASA discontinuation in individuals with UGIB and controls with no UGIB, and its association with a diagnosis of UGIB, in a cohort of low-dose ASA users.

	Controls N = 2000		UGIB cases N = 169		RR (95% CI)*
	n	%	n	%	
LOW-DOSE ASA STATUS					
Current users	1494	74.7	131	77.5	1 (-)
Recent discontinuers	263	13.1	19	11.2	0.71 (0.42–1.20)
Past discontinuers	57	2.9	6	3.6	1.03 (0.40–2.62)
REASON FOR DISCONTINUATION (AMONG RECENT DISCONTINUERS)					
Not safety related [†]	244	12.2	12	7.1	0.52 (0.28–0.99)
Safety related	19	0.9	7	4.1	2.18 (0.80–5.95)

*Adjusted by sex, age, follow-up time, history of peptic ulcer disease, number of PCP visits, referrals and hospitalizations, and use of warfarin, ASA, clopidogrel, NSAIDs and PPIs.

[†]Includes discontinuation due to lack of efficacy, non-adherence or OTC ASA use.

Note: The remaining group not included in the table were all individuals who had non-use of ASA within the year prior to index date (186 controls and 13 cases). Data on PCP visits, number of referrals and number of hospitalizations were collected for the year prior to the index date. Data on comorbidity was collected for any time before the start date.

ASA, acetylsalicylic acid; CI, confidence interval; NSAID, non-steroidal anti-inflammatory drug; OTC, over-the-counter; PCP, primary care practitioner; PPI, proton pump inhibitor; PU, peptic ulcer; RR, incidence rate ratio; UGIB, upper gastrointestinal bleeding.

DISCUSSION

The incidence of UGIB in this cohort of low-dose ASA users was 1.12 per 1000 person-years. The incidence of UGIB was increased more than fivefold in those with a history of peptic ulcer disease, confirming the results of other studies that have shown this to be the strongest risk factor for UGIB (Hernández-Díaz and García Rodríguez, 2006; Lanás et al., 2006).

Current use of 75 mg ASA was associated with a 50% increase in RR and use of 150–300 mg ASA with a greater than two-fold increase in the risk of UGIB compared with non-use, which is consistent with the results of previous clinical trials and observational studies (Weil et al., 1995; Kelly et al., 1996; de Abajo and García Rodríguez, 2001; García Rodríguez et al., 2001). Our study also shows that discontinuation of low-dose ASA therapy was associated with a 30% reduction in the risk of UGIB compared with continuation of therapy, suggesting that the gastric mucosa reverts to its pre-treatment stage after treatment is withdrawn. When we stratified this analysis by the reason for low-dose ASA discontinuation, the reduced risk of UGIB was found among those who discontinued ASA for reasons unrelated to safety whereas a marked increase in the risk of UGIB was found among those who discontinued low-dose ASA for safety reasons. This strongly suggests a confounding by indication (reason for discontinuation) in this latter subgroup of discontinuers.

Adding to the literature on the beneficial effects of PPIs in this patient group (Lanás et al., 2000, 2006), we also found that concomitant PPI use reduces the risk of UGIB in low-dose ASA users by almost 50%. The beneficial effect of PPIs was only found if they

Table 4 | Anti-inflammatory drug use in individuals with UGIB and controls with no UGIB, and its association with a diagnosis of UGIB, in a cohort of low-dose ASA users.

	Controls N = 2000		UGIB cases N = 169		RR (95% CI)*
	n	%	n	%	
NSAIDs					
Non-use	1607	80.3	116	68.6	1 (-)
Current use	156	7.8	28	16.6	2.66 (1.66–4.26)
Single NSAID	143	7.1	24	14.2	2.50 (1.52–4.11)
Multiple NSAIDs	13	0.7	4	2.4	4.41 (1.33–14.63)
Past use	237	11.8	25	14.8	1.39 (0.86–2.26)
DURATION OF NSAID USE†					
≤30 days	33	1.7	8	4.7	3.49 (1.49–8.18)
31–365 days	64	3.2	9	5.3	2.07 (0.97–4.42)
>1 year	46	2.3	7	4.1	2.35 (1.00–5.57)
NSAID DOSE‡					
Low–medium	65	3.2	13	7.7	3.13 (1.61–6.06)
High	65	3.2	10	5.9	2.10 (1.01–4.34)
Unknown	13	0.6	1	0.6	1.49 (0.19–11.73)
INTERACTION WITH NSAIDS					
ASA without NSAID	1260	63.0	92	54.4	1 (-)
ASA plus NSAID	133	6.7	26	15.4	2.92 (1.77–4.82)
ORAL CORTICOSTEROIDS					
Non-use	1891	94.6	159	94.1	1 (-)
Current use (0–30 days)	60	3.0	5	3.0	0.88 (0.33–2.31)
Past use (31–365 days)	49	2.4	5	3.0	0.97 (0.36–2.62)

*Adjusted by sex, age, follow-up time, history of peptic ulcer disease, number of PCP visits, referrals and hospitalizations, and use of warfarin, ASA, clopidogrel, NSAIDs, and PPIs.

†Duration and dose–response was evaluated among current single NSAID users. Reference group for duration and dose–response was non-use. Specific cut-off values for dose (in mg) were as follows: aceclofenac 200, acemetacin 120, azapropazone 600, celecoxib 200, diclofenac 100, diflunisal 1500, etodolac 400, etoricoxib 90, fenbufen 900, fenoprofen 1200, flurbiprofen 150, ibuprofen 1200, indomethacin 75, ketoprofen 150, ketorolac 30, mefenamic acid 1000, meloxicam 7.5, nabumetone 1000, naproxen 750, piroxicam 10, rofecoxib 25, sulindac 200, tenoxicam 10, tiaprofenic 600, and valdecoxib 20. Doses less than or equal to the cut-off value were grouped under low–medium doses, and doses greater than the cut-off value were grouped under high doses.

Note: Data on PCP visits, number of referrals and number of hospitalizations were collected for the year prior to the index date. Data on comorbidity was collected for any time before the start date.

ASA, acetylsalicylic acid; CI, confidence interval; NSAID, non-steroidal anti-inflammatory drug; OTC, over-the-counter; PCP, primary care practitioner; PPI, proton pump inhibitor; PU, peptic ulcer; RR, relative risk; UGIB, upper gastrointestinal bleeding.

were initiated at the same time as the low-dose ASA or before the first low-dose ASA prescription. Again this suggests a confounding by indication for PPI use in those who were not prescribed a PPI until sometime after their low-dose ASA prescription. Our data on use of H2RAs was limited and we could not assess with precision the effect of this drug class. Some studies have shown a protective effect of H2RAs on the risk of UGIB among ASA users (Lanas et al., 2007).

We also found that prescribing ASA together with other drugs, such as NSAIDs or clopidogrel, confers an increased risk of UGIB. Users of clopidogrel had an almost twofold increase in the risk

Table 5 | PPI and H₂RA use in individuals with UGIB and controls with no UGIB, and its association with a diagnosis of UGIB, in a cohort of low-dose ASA users.

	Controls N = 2000		Cases N = 169		RR (95% CI)*
	n	%	n	%	
PPI USE AT INDEX DATE					
Non-use	1490	74.5	107	63.3	1 (-)
Current use (0–30 days)	400	20.0	46	27.2	0.97 (0.65–1.44)
Past use (31–365 days)	110	5.5	16	9.5	1.30 (0.70–2.41)
PPI USE AT START DATE					
Non-use	1490	74.5	107	63.3	1 (-)
Current users initiating PPI therapy after start date	135	6.8	25	14.8	1.88 (1.14–3.13)
Current PPI users initiating PPI at start date	265	13.2	21	12.4	0.56 (0.33–0.96)
Low PPI dose†	84	4.2	9	5.3	1.00 (0.47–2.12)
Medium/high PPI dose†	181	9.0	12	7.1	0.40 (0.20–0.78)
H₂RA AT INDEX DATE					
Non-use	1885	94.2	152	89.9	1 (-)
Current use (0–30 days)	84	4.2	12	7.1	1.08 (0.55–2.11)
Past use (31–365 days)	31	1.6	5	3.0	1.45 (0.51–4.12)
H₂RA AT START DATE					
Non-use	1885	94.2	152	89.9	1 (-)
Current users initiating H ₂ RA therapy after start date	28	1.4	4	2.4	1.09 (0.36–3.31)
Current PPI users initiating H ₂ RA therapy at start date	56	2.8	8	4.7	1.07 (0.47–2.41)

*Adjusted by sex, age, follow-up time, history of peptic ulcer disease, number of PCP visits, referrals and hospitalizations, and use of warfarin, ASA, clopidogrel, NSAIDs and PPIs.

†Specific cut-off values for daily dose (in mg) were as follows: esomeprazole 10, lansoprazole 15, omeprazole 10, rabeprazole 10, pantoprazole 10 mg. Doses less than or equal to the cut-off value were grouped under low doses, and doses greater than the cut-off value were grouped under medium/high doses. ASA, acetylsalicylic acid; CI, confidence interval; H₂RA, histamine-2 receptor antagonist; NSAID, non-steroidal anti-inflammatory drug; PCP, primary care practitioner; PPI, proton pump inhibitor; PU, peptic ulcer; RR, relative risk; UGIB, upper gastrointestinal bleeding.

of UGIB compared with non-users, which supports the results of other case–control studies (Hallas et al., 2006; Ibáñez et al., 2006). The inhibition of platelet aggregation by clopidogrel, in addition to causing a vascular homeostatic imbalance, could have a role in ulcer healing (Ma et al., 2001; Lanas and Scheiman, 2007), leading to a relapse of latent ulcers.

NSAID use was also associated with an increase in the risk of UGIB in users of low-dose ASA, but this increase was smaller than that found in studies of the general population (Hernández-Díaz and García Rodríguez, 2002). This was probably due to our cohort being restricted to individuals taking low-dose ASA for secondary prevention of cardiovascular events. These individuals already have complete inhibition of thromboxane-mediated platelet aggregation afforded by aspirin, which means that the increase in the risk of UGIB in these individuals due to concomitant use of low-dose ASA and NSAIDs is most likely a result of directly induced gastrointestinal ulceration.

Our study has several strengths and limitations. A key strength is that the records of potential cases (including free-text comments) were manually reviewed. In a previous study, this method of case ascertainment was shown to have a positive predictive value of almost 95% when PCPs were contacted in order to confirm the diagnosis (García Rodríguez and Barreales Tolosa, 2007). In addition, although our study is retrospective, data were recorded prospectively by the PCP before the episode of interest. We tried to minimize any residual confounding; however, some level of misclassification is unavoidable in a database of this size. However, non-differential misclassification should have biased our estimates of effect toward the null and does not explain the strong associations and dose–response relationships observed in our study. Also, the lack of systematic recording of over-the-counter ASA is another source of misclassification, however it should be noted that individuals aged over 60 years (the majority of our study members) are eligible for free prescriptions, which indicates a high likelihood to collect the prescription. Despite the large size of the total study cohort, the number of UGIB cases was small, which may have affected the results of some of the sub-analyses as the study of dose and duration–response according to ASA use. Another limitation is the lack of consistent recording of *H. pylori* infection in THIN, which made it impossible to isolate the effect of *H. pylori* and *H. pylori* eradication on the risk of UGIB.

REFERENCES

- Antithrombotic Trialists' Collaboration. (2002). Collaborative meta-analysis of randomised trials of antiplatelet therapy for prevention of death, myocardial infarction, and stroke in high risk patients. *BMJ* 324, 71–86.
- Bhatt, D. L., Scheiman, J., Abraham, N. S., Antman, E. M., Chan, F. K., Furberg, C. D., Johnson, D. A., Mahaffey, K. W., and Quigley, E. M. (2008). ACCF/ACG/AHA 2008 expert consensus document on reducing the gastrointestinal risks of antiplatelet therapy and NSAID use: a report of the American College of Cardiology Foundation Task Force on Clinical Expert Consensus Documents. *Circulation* 118, 1894–1909.
- Bourke, A., Dattani, H., and Robinson, M. (2004). Feasibility study and methodology to create a quality-evaluated database of primary care data. *Inform. Prim. Care* 12, 171–177.
- Collet, J. P., Montalescot, G., Blanchet, B., Tanguy, M. L., Golmard, J. L., Choussat, R., Beygui, F., Payot, L., Vignolles, N., Metzger, J. P., and Thomas, D. (2004). Impact of prior use or recent withdrawal of oral antiplatelet agents on acute coronary syndromes. *Circulation* 110, 2361–2367.
- de Abajo, F. J., and García Rodríguez, L. A. (2001). Risk of upper gastrointestinal bleeding and perforation associated with low-dose aspirin as plain and enteric-coated formulations. *BMC Clin. Pharmacol.* 1, 1.
- First Data Bank. (2010). MULTILEX for Primary Care. Available from: <http://www.firstdatabank.co.uk/uploads/files/MultilexDDF%20for%20Primary%20Care.pdf> (Accessed 25 January 2010).
- García Rodríguez, L. A., and Barreales Tolosa, L. (2007). Risk of upper gastrointestinal complications among users of traditional NSAIDs and COXIBs in the general population. *Gastroenterology* 132, 498–506.
- García Rodríguez, L. A., Cea Soriano, L., Martín-Merino, E., and Johansson, S. (2009). Discontinuation of low-dose acetylsalicylic acid treatment for secondary prevention of cardiovascular outcomes is associated with an increased risk of myocardial infarction. *Circulation* 120, S405.
- García Rodríguez, L. A., Hernández-Díaz, S., and de Abajo, F. J. (2001). Association between aspirin and upper gastrointestinal complications: systematic review of epidemiologic studies. *Br. J. Clin. Pharmacol.* 52, 563–571.
- Hallas, J., Dall, M., Andries, A., Andersen, B. S., Aalykke, C., Hansen, J. M., Andersen, M., and Lassen, A. T. (2006). Use of single and combined anti-thrombotic therapy and risk of serious upper gastrointestinal bleeding: population based case–control study. *BMJ* 333, 726.
- Hernández-Díaz, S., and García Rodríguez, L. A. (2002). Incidence of serious upper gastrointestinal bleeding/perforation in the general population: review of epidemiologic studies. *J. Clin. Epidemiol.* 55, 157–163.
- Hernández-Díaz, S., and García Rodríguez, L. A. (2006). Cardioprotective aspirin users and their excess risk of upper gastrointestinal complications. *BMC Med.* 4, 22.
- Ibáñez, L., Vidal, X., Vendrell, L., Moretti, U., and Laporte, J. R. (2006). Upper gastrointestinal bleeding associated with antiplatelet drugs. *Aliment. Pharmacol. Ther.* 23, 235–242.
- Kelly, J. P., Kaufman, D. W., Jurgelon, J. M., Sheehan, J., Koff, R. S., and Shapiro, S. (1996). Risk of aspirin-associated major upper-gastrointestinal bleeding with enteric-coated or buffered product. *Lancet* 348, 1413–1416.
- King, S. B., 3rd, Smith, S. C., Jr., Hirshfeld, J. W., Jr., Jacobs, A. K., Morrison, D. A., Williams, D. O., Feldman, T. E., Kern, M. J., O'Neill, W. W., Schaff, H. V., Whitlow, P. L., Adams, C. D., Anderson, J. L., Buller, C. E., Creager, M. A., Ettinger, S. M., Halperin, J. L., Hunt, S. A., Krumholz, H. M., Kushner, E. G., Lytle, B. W., Nishimura, R., Page, R. L., Riegel, B., Tarkington, L. G., and Yancy, C. W. (2008). 2007 Focused update of the ACC/AHA/SCAI 2005 guideline update for percutaneous coronary intervention: a report of the American college of cardiology/American heart association task force on practice guidelines: 2007 writing group to review new evidence and update the ACC/AHA/SCAI 2005 guideline update for percutaneous coronary intervention, writing on behalf of the 2005 writing committee. *Circulation* 117, 261–295.
- Lanas, A., Bajador, E., Serrano, P., Fuentes, J., Carreno, S., Guardia, J., Sanz, M., Montoro, M., and Sainz, R. (2000). Nitrovasodilators, low-dose aspirin, other nonsteroidal antiinflammatory drugs, and the risk of upper gastrointestinal bleeding. *N. Engl. J. Med.* 343, 834–839.
- Lanas, A., García Rodríguez, L. A., Arroyo, M. T., Bujanda, L., Gomollón, F., Forné, M., Aleman, S., Nicolas, D., Feu, F., González-Pérez, A., Borda, A., Castro, M., Poveda, M. J., and Arenas, J. (2007). Effect of antisecretory drugs and nitrates on the risk of ulcer bleeding associated with nonsteroidal anti-inflammatory drugs, antiplatelet agents, and anticoagulants. *Am. J. Gastroenterol.* 102, 507–515.
- Lanas, A., García Rodríguez, L. A., Arroyo, M. T., Gomollón, F., Feu, F., González-Pérez, A., Zapata, E., Bástida, G., Rodrigo, L., Santolaria, S., Güell, M., de Argila, C. M., Quintero, E., Borda, F., and Piqué, J. M. (2006). Risk of upper gastrointestinal ulcer bleeding associated with selective cyclo-oxygenase-2 inhibitors, traditional non-aspirin non-steroidal anti-inflammatory drugs, aspirin and combinations. *Gut* 55, 1731–1738.
- Lanas, A., and Scheiman, J. (2007). Low-dose aspirin and upper gastrointestinal damage: epidemiology, prevention

- and treatment. *Curr. Med. Res. Opin.* 23, 163–173.
- Lewis, J. D., Schinnar, R., Bilker, W. B., Wang, X., and Strom, B. L. (2007). Validation studies of the health improvement network (THIN) database for pharmacoepidemiology research. *Pharmacoepidemiol. Drug Saf.* 16, 393–401.
- Ma, L., Elliott, S. N., Cirino, G., Buret, A., Ignarro, L. J., and Wallace, J. L. (2001). Platelets modulate gastric ulcer healing: role of endostatin and vascular endothelial growth factor release. *Proc. Natl. Acad. Sci. U.S.A.* 98, 6470–6475.
- Maulaz, A. B., Bezerra, D. C., Michel, P., and Bogousslavsky, J. (2005). Effect of discontinuing aspirin therapy on the risk of brain ischemic stroke. *Arch. Neurol.* 62, 1217–1220.
- O'Neil, M., Payne, C., and Read, J. (1995). Read Codes Version 3: a user led terminology. *Methods Inf. Med.* 34, 187–192.
- Patrono, C., García Rodríguez, L. A., Landolfi, R., and Baigent, C. (2005). Low-dose aspirin for the prevention of atherothrombosis. *N. Engl. J. Med.* 353, 2373–2383.
- Sacco, R. L., Adams, R., Albers, G., Alberts, M. J., Benavente, O., Furie, K., Goldstein, L. B., Gorelick, P., Halperin, J., Harbaugh, R., Johnston, S. C., Katzan, I., Kelly-Hayes, M., Kenton, E. J., Marks, M., Schwamm, L. H., and Tomsick, T. (2006). Guidelines for prevention of stroke in patients with ischemic stroke or transient ischemic attack: a statement for healthcare professionals from the American Heart Association/American Stroke Association Council on Stroke: co-sponsored by the Council on Cardiovascular Radiology and Intervention: the American Academy of Neurology affirms the value of this guideline. *Stroke* 37, 577–617.
- Smith, S. C. Jr., Allen, J., Blair, S. N., Bonow, R. O., Brass, L. M., Fonarow, G. C., Grundy, S. M., Hiratzka, L., Jones, D., Krumholz, H. M., Mosca, L., Pearson, T., Pfeffer, M. A., and Taubert, K. A. (2006). AHA/ACC guidelines for secondary prevention for patients with coronary and other atherosclerotic vascular disease: 2006 update endorsed by the National Heart, Lung, and Blood Institute. *J. Am. Coll. Cardiol.* 47, 2130–2139.
- Stuart-Buttle, C. D., Read, J. D., Sanderson, H. F., and Sutton, Y. M. (1996). A language of health in action: read Codes, classifications and groupings. *Proc. AMIA. Annu. Fall Symp.* 75–79.
- Weil, J., Colin-Jones, D., Langman, M., Lawson, D., Logan, R., Murphy, M., Rawlins, M., Vessey, M., and Wainwright, P. (1995). Prophylactic aspirin and risk of peptic ulcer bleeding. *BMJ* 310, 827–830.
- Conflict of Interest Statement:** Dr García Rodríguez and Cea Soriano work for CEIFE, which has received research funding from AstraZeneca R&D Mölndal.

Received: 25 June 2010; paper pending published: 29 June 2010; accepted: 13 September 2010; published online: 14 October 2010.

This article was submitted to *Frontiers in Inflammation Pharmacology*, a specialty of *Frontiers in Pharmacology*.

Citation: Cea Soriano L and García Rodríguez LA (2010) Risk of upper gastrointestinal bleeding in a cohort of new users of low-dose ASA for secondary prevention of cardiovascular outcomes. *Front. Pharmacol.* 1:126. doi: 10.3389/fphar.2010.00126

Copyright © 2010 Cea Soriano and García Rodríguez. This is an open-access article subject to an exclusive license agreement between the authors and the *Frontiers Research Foundation*, which permits unrestricted use, distribution, and reproduction in any medium, provided the original authors and source are credited.