



# Associating Flexible Regulation of Emotional Expression With Psychopathological Symptoms

Gabriel Gonzalez-Escamilla<sup>1\*†</sup>, Denise Dörfel<sup>2†</sup>, Miriam Becke<sup>1</sup>, Janina Trefz<sup>1</sup>, George A. Bonanno<sup>3</sup> and Sergiu Groppa<sup>1\*</sup>

<sup>1</sup>Department of Neurology, University Medical Center of the Johannes Gutenberg University Mainz, Mainz, Germany,

<sup>2</sup>Differential and Personality Psychology, Faculty of Psychology, Technische Universität Dresden, Dresden, Germany,

<sup>3</sup>Department of Clinical Psychology, Teachers College, Columbia University, New York, NY, United States

**Background:** Stressful situations and psychopathology symptoms (e.g., depression and anxiety) shape how individuals regulate and respond to others' emotions. However, how emotional expressions influence mental health and impact intrapersonal and interpersonal experiences is still unclear.

**Objective:** Here, we used the Flexible Regulation of Emotional Expression (FREE) scale to explore the relationship between emotional expression abilities with affective symptoms and mental health markers.

**Methods:** From a sample of 351 participants, we firstly validate a German version of the FREE scale on a final sample of 222 participants located in Germany, recruited through an online platform. Following this, we performed confirmatory factor analyses to assess the model structure of the FREE-scale. We then utilize a LASSO regression to determine which indicators of psychopathology symptoms and mental health are related to emotional expressive regulation and determine their particular interactions through the general linear model.

**Results:** We replicated the FREE scale's four latent factors (i.e., ability to enhance and suppress positive as well as negative emotional expressions). After the selection of relevant instruments through LASSO regression, the suppress ability showed specific negative associations with depression ( $r = 0.2$ ) and stress symptoms ( $r = 0.16$ ) and positive associations with readiness to confront distressing situations ( $r = 0.25$ ), self-support ( $r = 0.2$ ), and tolerance of emotions ( $r = 0.2$ ). Both, emotional expressions enhance and suppress abilities positively associated with coping markers (resilience) and emotion regulation skills. Finally, the interaction effects between emotional flexibility abilities and stress, depression, and anxiety symptoms evidenced that consistent with the flexibility theory, enhancing and suppressing abilities may predict psychopathological symptoms.

**Conclusions:** These findings emphasize the importance of considering the flexibility to express emotions as a relevant factor for preserved mental health or the development of psychopathological symptoms and indicate that online surveys may serve as a reliable indicator of mental health.

**Keywords:** emotion regulation, expressive flexibility, suppression (psychology), affective symptoms, psychopathology (mostly depressive disorders), mental health—related quality of life

## OPEN ACCESS

### Edited by:

Masaru Tanaka,  
University of Szeged, Hungary

### Reviewed by:

Simone Battaglia,  
University of Bologna, Italy  
Sarah Boukarras,  
Sapienza University of Rome, Italy

### \*Correspondence:

Sergiu Groppa  
segroppa@uni-mainz.de  
Gabriel Gonzalez-Escamilla  
ggonzale@uni-mainz.de

<sup>†</sup>These authors have contributed  
equally to this work

### Specialty section:

This article was submitted to  
Emotion Regulation and Processing,  
a section of the journal  
Frontiers in Behavioral Neuroscience

**Received:** 20 April 2022

**Accepted:** 20 May 2022

**Published:** 27 June 2022

### Citation:

Gonzalez-Escamilla G, Dörfel D,  
Becke M, Trefz J, Bonanno GA and  
Groppa S (2022) Associating Flexible  
Regulation of Emotional Expression  
With Psychopathological Symptoms.  
Front. Behav. Neurosci. 16:924305.  
doi: 10.3389/fnbeh.2022.924305

## INTRODUCTION

Human emotions fulfill important adaptive functions, for example in decision making, memory processes, or social interactions (Nelis et al., 2011; Gross, 2015). Emotions help us become aware of our goals, help us reach these goals, and provide information about threats to goal attainment. At the same time, however, emotions can lead to failure in goal achievement, for instance when the activated emotion prevents adaptation to the situation (Frijda, 2007). If the frequency, intensity, or type of emotion does not fit a given situation, emotions may become dysfunctional and interfere with personal goal attainments. This, thus, leads to the need to effectively regulate own emotions (Aldao, 2013; Aldao et al., 2015; Gross, 2015). In this regard, Gross' (Extended) Process Model of Emotion Regulation (Gross, 1998, 2015) defines emotion regulation as the activation of a goal to modify an unfolding emotional response and the initiation of processes that change emotional experiences, expressions, and/or physiological responses. An emotion-generating process is perceived and action impulses are activated to modify this process using regulatory strategies according to its negative or positive evaluation. Thus, successful emotion regulation is characterized by appropriate emotional awareness, emotion-regulation goals, and emotion-regulation strategies (Gross and Jazaieri, 2014).

Emotion-regulation goals can be manifold (Tamir, 2009). Although, traditionally, research focused on the downregulation of negative emotions (referring to schemes to decrease and diminish the intensity of an emotional experience, and minimize behavioral and even facial responses) and/or the up-regulation of positive emotions (representing the hedonic goal "I want to feel better."), the down-regulation of positive or the upregulation of negative emotions (as a means to another goal, for instance, "I want to appear tough.") similarly occur in daily life (Gross, 2015).

### Emotion Regulation Strategies and Their Neural Representation

The number of regulation strategies, on the other hand, surely exceeds the diversity of goals. The various possible strategies can be differentiated by the point at which they intervene in the emotion generation process: Situation selection, situation modification, attentional deployment, cognitive change (also called cognitive reappraisal), and response modulation, each further characterized by different tactics and forms (Gross, 1998; Powers and LaBar, 2019). For instance, situation modification might be achieved by problem-solving, attentional deployment by distraction or selective attention, cognitive change by cognitive distancing "from" or reinterpretation "of" the situation, and response modulation by expression or suppression of the emotional display (also called expressive suppression). Therefore, common (cognitive) processes involved in the implementation of emotion regulation across strategies include attention and perspective-taking, self-control, and inhibition, goal updating and conflict monitoring, working memory, awareness of bodily states, and valuation (Ochsner and Gross, 2005; Ochsner et al., 2012; Gross, 2015). This is mirrored

in the common neural activation patterns during emotion regulation. Emotional up- and down-regulation attempts are associated with the activation of cortical regions, including both the medial and lateral parts of the dorsal and ventral prefrontal cortex, the cingulate cortex, and the inferior parietal cortex, that influence or control subcortical, emotion-generating regions. These subcortical regions include the amygdala and (posterior) insula (Buhle et al., 2014; Frank et al., 2014; Kohn et al., 2014; Morawetz et al., 2017a,b; Berboth and Morawetz, 2021). Further, it has been shown that cortical regions are selectively recruited for the regulation of positive against negative stimuli (Golkar et al., 2012), for different regulation goals such as up- against down-regulation (Ochsner et al., 2002; Morawetz et al., 2016, 2017a), and for different regulation tactics, e.g., cognitive distancing, reinterpretation, expressive suppression, or distraction (Kanske et al., 2011; Dörfel et al., 2014; Morawetz et al., 2017b; Langner et al., 2018). These findings point to different context-dependent, flexibly changing patterns of co-activation of brain structures accompanying the common and potentially indispensable control network of emotion regulation.

### Flexible Regulation of Emotions and Psychopathology

Although the theoretical foundation of the emotion regulation construct highlighted the dynamic interplay between persons and situations (Gross and Jazaieri, 2014), much of the research in this area has adopted a relatively static approach that categorizes single regulatory strategies as inherently adaptive (e.g., reappraisal and expression) or inherently maladaptive (e.g., avoidance and expressive suppression). This view is backed by several research findings. For instance, the meta-analysis by Aldao et al. (2010) found the dispositional use of rumination, avoidance, and expressive suppression positively and strongly related to psychopathology, whereas the use of problem-solving, reappraisal, and acceptance negatively (albeit not as strongly) associated with psychopathology. Similarly, expressive suppression has been negatively linked to different characteristics of mental health, whereas reappraisal positively predicted mental health, suggesting a common characteristic across different diagnostic categories (Hu et al., 2014).

No doubt, emotion dysregulation in general represents a symptom across several psychiatric disorders (Gross and Jazaieri, 2014). This is paralleled by brain imaging studies in patients with various psychiatric disorders, also pointing to dysregulation in neural emotion regulation networks (Taylor and Liberzon, 2007; Gaebler et al., 2014; Rabinak et al., 2014; Wackerhagen et al., 2017, 2018; Fitzgerald et al., 2019; Khodadadifar et al., 2022; Poon et al., 2022).

However, in the last decade, the distinction between merely adaptive and maladaptive emotion regulation strategies has been challenged (see for instance, Sheppes and Gross, 2011; Aldao, 2013; Troy et al., 2013; Kashdan et al., 2015). A growing body of research has demonstrated that the efficacy of specific strategies varies markedly across situations and individuals (Bonanno et al., 2011; Sheppes et al., 2014; Birk and Bonanno, 2016; Troy et al., 2017). For instance, Troy et al. (2013) showed initial evidence that reappraisal is adaptive when stressors are uncontrollable but

maladaptive when the situation can be controlled. Aldao and Nolen-Hoeksema (2012a) reported that when dispositional use of maladaptive strategies was low, the use of adaptive strategies was unrelated to psychopathology. In contrast, at high levels of maladaptive strategy use, adaptive strategies were negatively related to psychopathology. Additionally, Aldao and Nolen-Hoeksema (2012b) showed that not the mere use of adaptive strategies, but the variability in the implementation of acceptance and problem solving predicted lower levels of psychopathology.

In line with this, a growing number of studies report findings about the repertoire of emotion regulation strategies and their relationship to psychopathology, personality disorders, and personality traits (Lougheed and Hollenstein, 2012; Dixon-Gordon et al., 2015). The term “repertoire” can be defined as the ability to utilize a wide range of regulatory strategies in divergent contextual demands and opportunities (Bonanno and Burton, 2013, p. 594), fostering regulatory flexibility. Similarly, several other authors highlight the importance of flexibility in strategy use and assume that the regulatory process ideally results in an optimal level of emotion dynamics in order to produce appropriate responses and therefore a healthy adaptation to the demands of the environment (Kashdan and Rottenberg, 2010; Aldao, 2013; Aldao et al., 2015).

Additionally, Pruessner et al. (2020) point to the importance of individual differences in cognitive control for emotion regulation flexibility. Thus, it could also be assumed that personality traits rather influence regulatory flexibility than the frequency of using single emotion regulation strategies (see Scheffel et al., 2019; Dörfel et al., 2020). For instance, neuroticism has been shown to be negatively related to general psychological flexibility, while conscientiousness was positively associated with psychological flexibility (Latzman and Masuda, 2013).

Nonetheless, the flexible and adaptive choice from a repertoire of regulation strategies and regulation tactics and its interaction with personality dispositions has been scarcely investigated so far (Kobylinska and Kusev, 2019). Moreover, compelling evidence for the influence of different psychopathological, emotional, resilience, and personality traits on expressive flexibility is still lacking.

## Flexible Regulation of Emotional Expression

Flexibility not only refers to the use of regulatory strategies from different categories (e.g., cognitive change vs. response modulation). Recently, there have been investigations into the flexible use of different tactics and forms from one strategy category, for instance for cognitive reappraisal (Weber et al., 2014), as well as for emotional expression and suppression (Bonanno et al., 2004; Chen et al., 2018).

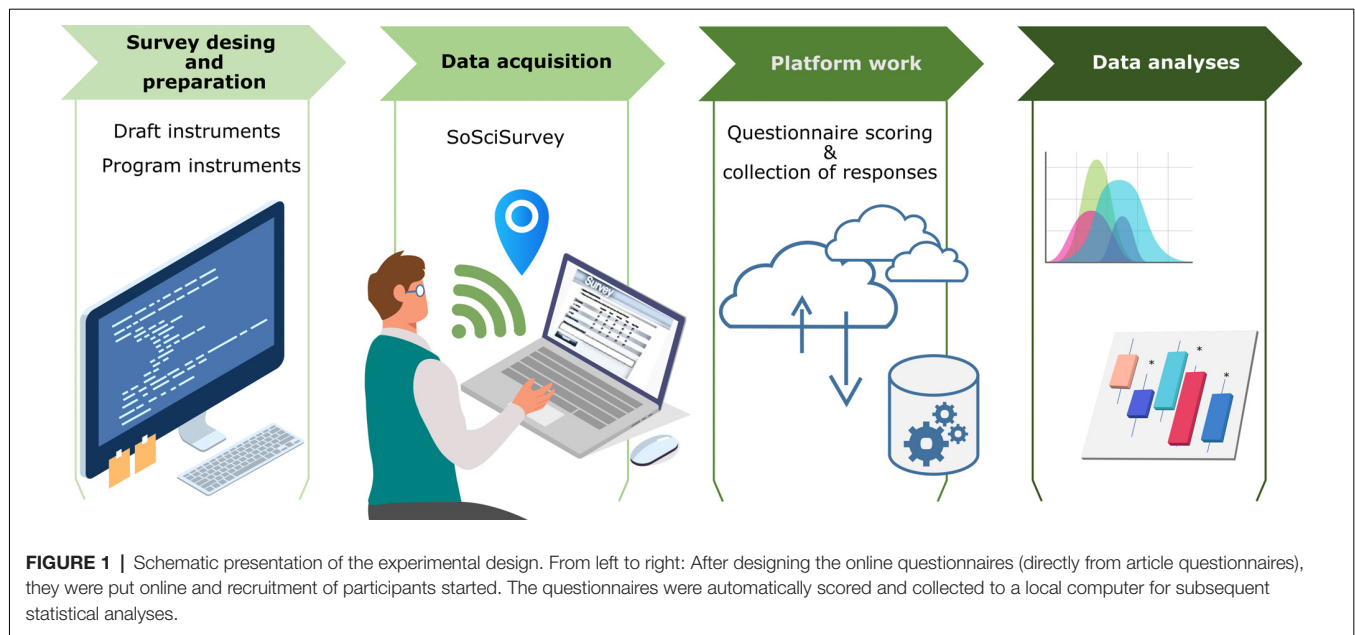
Flexibility in emotional expressive regulation, or expressive flexibility (EF), has been studied using a within-subjects laboratory paradigm, to investigate the participants' ability to both up- and downregulate (enhance and suppress, respectively) displayed emotions (Bonanno et al., 2004; Westphal et al., 2010; Gupta and Bonanno, 2011). In this context, expressive enhancement was defined as a person's ability to intentionally modify their emotional display to be more expressive relative

to their own baseline level of expressiveness, from which an observer could more easily guess what the person was feeling; while emotional suppression was defined as a person's ability to be less expressive than their own baseline from which an observer could not easily guess what the person was feeling (Bonanno et al., 2004, pp. 483–484). Accordingly, Burton and Bonanno (2016) recently developed a self-report measure of EF, the Flexible Regulation of Emotional Expression (FREE) Scale. For instance, it evaluates to what extent participants would be able to enhance or suppress their emotional expression compared to how they were actually feeling in a hypothetical social situation. Burton and Bonanno (2016) could prove a hierarchical factor structure of the FREE scale containing four factors or sub-scales that load into two factors of higher order: (i) enhancing positive emotion (show a more positive emotional expression e.g., in the following situation “A friend wins an award for a sport that doesn't interest you.”); (ii) enhancing negative emotion (show a more negative emotional expression e.g., when “Your friend is telling you about what a terrible day they had.”); (iii) suppressing positive emotion (conceal a positive emotion or decrease a positive emotional expression e.g., when “You are in a training session and you see an accidentally funny typo in the presenter's slideshow.”); and (iv) suppressing negative emotion (conceal a negative emotion or decrease a negative emotional expression e.g., “After you have a very irritating and stressful day, a sometimes annoying neighbor stops by to say hello.”). These abilities of expressive enhancement and expressive suppression correlate with experimental measures of these same abilities and have demonstrated similar relationships to measures of emotion regulation, and personality (Burton and Bonanno, 2016).

A previous validation of the FREE to the Chinese population showed that suppression ability was associated with fewer symptoms of depression and anxiety while, in keeping with the flexibility concept, the interaction of expressive and suppressive abilities predicted higher life satisfaction (Chen et al., 2018). However, it remains unclear: (i) whether the FREE scale may serve as a valid instrument to simultaneously assess the ability to enhance and suppress emotional expressions; and (ii) whether the association between affective symptoms and emotional flexibility can be generalized to further populations. Accordingly, we first translated the FREE-scale for use in the German population. We provide a comprehensive validation of its internal reliability and its construct validity *via* confirmatory factor analysis. We expected a hierarchical factor structure with four subscales that collapse into two factors as previously suggested (Burton and Bonanno, 2016; Chen et al., 2018). Finally, according to our hypothesis, we evaluated whether enhancement and suppression abilities, as well as overall expressive flexibility are associated with psychopathological symptoms (i.e., depression, anxiety, stress, and overall mental health), emotion regulation skills, coping strategies, and personality traits.

## METHODS

“We report how we determined our sample size, all data exclusions (if any), all manipulations, and all measures in



the study” (Simmons et al., 2012). A visual overview of the experimental design is shown in **Figure 1**.

## Participants and Procedure

The study consists of two waves of an online survey in spring 2018 ( $N = 275$ ) and winter 2018/19 ( $N = 76$ ). Participants of the second wave also underwent a 6 min resting HRV (heart rate variability) measurement in the psychophysiological laboratory. In wave two, we also added an assessment on psychotherapeutic drug intake as exclusion and German mother tongue as inclusion criteria. The sample size was determined by the duration of each wave of the survey. There was a time limit because the surveys were part of three Bachelor theses. Due to these time constraints in sample size determination, no power analysis was conducted. A sensitivity analysis revealed an effect size of  $|\rho| = 0.22$  that could be detected by our study at a power of 0.95 and an effect size of  $|\rho| = 0.16$  at a power of 0.80 (Faul et al., 2009). Additionally, according to Schönbrodt and Perugini (2013), the sample size is sufficient to detect effect sizes of  $\rho > 0.1$  (+/- 0.15) with a confidence level of 95%.

Three-hundred and fifty-one participants located in Germany (verified *via* postal codes) were recruited through an online platform for subject recruitment at a major university in Germany based in ORSEE (Greiner, 2004), by means of advertisements in social media and *via* flyers at two major universities in Germany. The sample represents a convenience sample, no snowball sampling technique was applied. Participants were invited to an online survey created with SoSciSurvey (Leiner, 2014), an online survey tool that allows researchers to upload and distribute surveys to a pool of participants who complete study procedures from their personal computers. From this initial cohort, 129 participants had to be excluded due to incomplete data ( $N = 113$ ), repeated participation ( $N = 9$ ), careless response

behavior ( $N = 2$ ), or due to their participation in the pre-test phase ( $N = 5$ ). Finally, 222 participants (173 female, mean age  $\pm$  SD =  $23.36 \pm 5.05$  years; wave 1  $N = 154$ , wave 2  $N = 68$ ) were included in this study.

Informed consent was obtained from the participants at the start of the online survey, the survey continued only after the participants actively agreed to proceed. The study protocol was approved by the institutional review board of the Technische Universität Dresden and conducted in accordance with the principles expressed in the Declaration of Helsinki.

## Flexibility in Emotional Expressive Regulation

We used the Flexible Regulation of Emotional Expression (FREE) Scale (Burton and Bonanno, 2016) to measure the ability to regulate emotional expression. First, all the 16 scenarios (items) were translated into German by two bilingual researchers, and revised several times (also by trained psychologists) to ensure the maximum similarity to the original scale (see **Supplementary Material**). For each item of the FREE scale participants indicated their ability to “be even more expressive than usual of how [they] were feeling” or to “conceal how [they] were feeling” on a 6-point scale. Herein, higher ratings corresponded to greater self-rated ability to modulate the expression of emotions (i.e., 0 = unable/not at all, 6 = very much).

The FREE scale measures four different emotion expression abilities, namely enhancing positive emotion (items 1–4), enhancing negative emotion (items 5–8), suppressing positive emotion (items 9–12), and suppressing negative emotion (items 13–16). Sum scores are calculated for each of the four subscales. The positive and negative enhancing subscales are subsequently combined, resulting in an “expressive enhancement” ability factor (Cronbach’s  $\alpha = 0.83$ , for the present study). Similarly, the two positive and negative suppressing subscales are combined

to derive a “suppress” regulation ability factor (Cronbach’s  $\alpha = 0.71$ ; Burton and Bonanno, 2016). A sum score is obtained by totaling both enhance and suppress factor scores and a polarity score by getting the absolute value of the difference between enhancement and suppression. The EF (Cronbach’s  $\alpha = 0.81$ ) is finally calculated by subtracting the polarity score from the sum score, where higher scores indicate greater flexibility in regulating emotional expressions.

## Assessment Of Psychopathological Symptoms and Mental Health Psychopathology Symptoms

To assess the affective (i.e., psychopathological) state, the short version of the Depression, Anxiety, and Stress Scale (DASS) was used (Lovibond and Lovibond, 1995; Nilges and Essau, 2015). The DASS is a 21-item self-report screening instrument composed of three subscales for measuring each of the exposure to depression, anxiety, and tension/stress symptoms. A four-point severity/frequency scale (0 = not true/never to 3 = true/most of the time) is used to rate the extent to which the participants have experienced each symptom over the previous week. Higher ratings of each subscale indicate high or severe negative symptoms. Cronbach’s  $\alpha$  in the present study was 0.9 for depression, 0.75 for anxiety, and 0.82 for stress/tension symptoms.

### Well-Being

General mental well-being was measured using the Well-Being Index (Bech, 2004). This is a five-item questionnaire rated on a 6-point Likert scale (0 = not present to 5 = constantly present) which is translated into a single global score. Higher scores correspond to higher well-being. Cronbach’s  $\alpha$  in the present study was 0.81.

### Emotion Regulation

To measure emotion regulation skills, the 27-item version of the Emotion Regulation Skills Questionnaire (SEK-27, Berking and Znoj, 2008) was administered. Successful emotional regulation use is assessed through the following nine subscales with three items per skill: awareness, sensations, clarity, understanding, modification, acceptance, tolerance, readiness to confront distressing situations, and compassionate self-support. Each item is assessed on a 5-point Likert-type scale (0 = never to 4 = almost always). In addition to the subscales, a total score for successful emotion regulation can be computed as the average of all items. Cronbach’s  $\alpha$  in the present study was 0.81 for awareness, 0.74 sensations, 0.81 for clarity, 0.78 for understanding, 0.83 for tolerance, 0.69 for acceptance, 0.78 for self-support, 0.78 for readiness to confront, 0.8 for modification, and 0.92 for total successful emotion regulation.

The Emotion Regulation Questionnaire (ERQ) is a 10-item self-report questionnaire designed to assess individual differences in the habitual use of emotion regulation strategies: cognitive reappraisal (six items) and expressive suppression (four items; Abler and Kessler, 2009). In our sample, Cronbach’s  $\alpha$  was 0.87 for cognitive reappraisal and 0.77 for expressive suppression.

### Coping Strategies

The German version of the resilience scale (RS-11, Schumacher et al., 2005) was used to measure participants’ coping strategies. This scale is designed as a measure to assess the ability to bounce back or recover from stress or when faced with a burdensome life event. Participants rated their accordance of eleven resilience items on a 7-point Likert scale ranging from 1 (never) to 7 (always). The internal consistency in this study was  $\alpha = 0.83$ .

Further, coping behavior was measured using the self-report Coping Flexibility Scale (CFS, Kato, 2012). The CFS measures individuals’ perception of their own ability to implement flexible coping in situations in general. CFS is composed of two constructs, namely, evaluation coping (how well a person monitors and evaluates coping outcomes) and adaptive coping (how well a person uses an alternative coping strategy to produce a desirable outcome). The two subscales consist of five items each. Cronbach’s  $\alpha$  for the sample in the present study was 0.47 for evaluation and 0.88 for adaptation. An undergraduate and a trained psychologist with a doctorate degree translated the English version into German and a native English speaker and psychology graduate provided a back-translation, which was evaluated by the trained psychologist with a doctorate degree.

To assess perceived self-efficacy the German version of the generalized self-efficacy scale (GSE) was used. The GSE is a 10-item psychometric scale that is designed to assess optimistic self-beliefs to cope with daily problems and adapt to stressful life events (Schwarzer and Jerusalem, 2003). The GSE is evaluated with a Likert scale ranging from 1 (not true at all) to 4 (exactly true). In contrast to other scales that assess optimism, the GSE explicitly refers to personal agency, i.e., the belief that one’s actions are responsible for successful outcomes (Schwarzer and Jerusalem, 1995, 2003). Cronbach’s  $\alpha$  in the present study was 0.85.

### Personality

The Big-Five-Inventory-10 (BFI-10) is a short 10-item scale measuring the Big Five personality traits extraversion, agreeableness, conscientiousness, emotional stability, and openness (Rammstedt and John, 2007). The scale was simultaneously developed in English and German and is designed for contexts in which respondents’ time is severely limited. BFI-10 ratings range from “strongly disagree” (1) to “strongly agree” (5). Cronbach’s  $\alpha$  for BFI-10 in the present study was 0.66 for emotional stability, 0.81 for extraversion, 0.37 for agreeableness, 0.42 for conscientiousness, and 0.6 for openness.

### Physical Complaints

To assess general physical complaints, we used the Giessen Complaint Questionnaire (GQB-24, Giessener Beschwerdebogen). The GQB-24 evaluates such physical complaints as exhaustion tendency, gastric trouble, rheumatic pains, and heart complaints in terms of whether they are fully or partly psychosomatically induced (Brahler and Scheer, 1979). Each question is ranked with a Likert scale ranging from 0 (not at all) to 4 (strongly) and the total score represents the overall subjective complaints. The higher the scores, the higher the exhaustion tendency. Cronbach’s  $\alpha$  in the present study was 0.84.

Additional measurements not reported in this study were: Flexible emotion regulation, assessed through a newly developed self-report scale (FlexER, Dörfel et al., 2019), reappraisal inventiveness assessed with the reappraisal inventiveness test (RIT, Weber et al., 2014), and need for cognition (NFC, Bless et al., 1994).

## Statistical Analyses

### Demographical Variables

First, given that the sample included more females, the demographic variables between males and females were compared using  $\chi^2$  tests for categorical variables (i.e., education level, professional qualifications, and family status), and *T*-tests were conducted to evaluate continuous variables (i.e., age).

### Validation of the German Version of the FREE Scale

Following, to evaluate the internal consistency and reliability of the FREE scale, the Cronbach's  $\alpha$  (Cronbach, 1951) was calculated across items, across subscales, and across scenarios as the mean of all possible split half reliabilities (corrected for test length) using the R package psych [v1.8.12, Revelle, 2017] and MATLAB (R2017b; The MathWorks, Inc., Natick, MA, USA). Cronbach's  $\alpha$  is a positive function of the number of items in the test as well as the average inter-correlation of the items in the test. It is calculated by comparing the shared item variances relative to the total test variance.

Based on our expectation about the model structure of the FREE-scale, we performed a confirmatory factor analysis (CFA) with the maximum likelihood (ML) function with Satorra-Bartlett correction (because of non-normal distribution of all FREE items) using the R package lavaan (latent variable analysis; v 0.6–3). As the basis to validate the hypothesized model structure of the FREE scale, we tested models of different complexity, including a “single factor” model consisting of all 16 items, an “expressive regulation ability” model consisting of dual latent factors (i.e., enhance and suppress each with eight items as loadings), an “emotional valence” model also consisting of dual factors (i.e., negative and positive emotional valence each with eight items as loadings). Finally, based on the suggested interrelationship between the positive and negative valences for enhancement and suppression abilities (Burton and Bonanno, 2016), a “correlated factor” model including all four subscales (four items each) was tested. Several indicators of the model fit of the CFA were calculated, such as the overall fit and discrepancy of the model with chi-square ( $\chi^2$ ) the root mean square error of approximation (RMSEA), the Standardized Root Mean Square Residual (SRMR), the Bentler comparative fit index (CFI), and Tucker Lewis Index (TLI), Akaike Information Criteria (AIC), and the Bayesian Information Criteria (BIC). Following suggestions by Hu and Bentler (1999), acceptable model fit was defined by the following criteria: RMSEA  $\leq$  0.06, SRMR  $<$  0.08, CFI  $\geq$  0.95, and TLI  $\geq$  0.95. CFA models were compared against the “correlated factor” model using the likelihood ratio test (LRT) with the function “lavTest LRT” (wrapped through the “ANOVA” function) based on the approximation described in Satorra and Bentler (2001).

## Association Between Flexibility in Emotional Expressive Regulation With Indicators of Psychopathology Symptoms and Mental Health

The task of determining which predictors are associated with a given response is not a simple task. When selecting the instruments for a linear model, looking at individual *p*-values is common. However, this could be misleading. For instance, if the instruments are highly correlated the *p*-values will also be high leading to the incorrect inference that those instruments are not important predictors. On the other hand, irrelevant instruments that are not associated with the response may be included in further analyses, adding unnecessary complexity to the model. Therefore, algorithms that automatically reduce the number of predictors, which in turn improves model interpretability, are preferred. In this line, the Least Absolute Shrinkage and Selection Operator (LASSO, Tibshirani, 2011), a penalized least-squares technique, possesses the ability to predictor selection and shrinkage in reasonable running time. Here, we used 10-fold cross-validation (James et al., 2013) in order to determine which set of predictors was better on each particular response, including the ability to enhance emotional and suppress emotional expression as well as overall expressive flexibility. The LASSO solves the penalized shrinkage problem of the  $l_1$  norm of  $\beta$  on the form:

$$l_{\lambda}^1(\beta) = \min_{\beta_0, \beta} \left\{ \frac{1}{2N} \sum_{i=1}^N (y_i - \beta_0 - x_i^T \beta)^2 + \lambda \sum_{j=1}^p |\beta_j| \right\}$$

Where *N* is the number of observations,  $y_i$  is the response at observation *i*,  $x_i$  is a vector of predictors of length *p* at observation *i*. The parameters  $\beta_0$  and  $\beta$  are a scalar and a vector of length *p*, respectively.  $\lambda$  is a nonnegative regularization parameter corresponding to one value of Lambda, such that as  $\lambda$  increases, the number of nonzero components of  $\beta$  decreases.  $\beta$  coefficient estimates forced to be exactly equal to zero are discarded from the model.

Given that the LASSO does not provide information about the specific relationship between the predictors and the responses, the rank partial correlation coefficients were used to ascertain if enhance or suppress regulation abilities and EF acted as independent determinants of psychopathological symptoms as well as personality, well-being, and coping strategies. All models included gender and age as covariates. Correction for multiple comparisons was performed across measuring instruments as well as domains of the FREE scale using false discovery rate (FDR) at 95% confidence.

As the flexibility concept proposes that enhance and suppress measures are inter-related to affective symptoms, we further fitted a GLM model to determine how well the interaction term between expressive suppress or enhancement abilities increases the relationship to psychopathological symptoms (i.e., depression, stress, and anxiety), while correcting the effects of age and gender. Resulting in a model of the form:

$$\hat{R} = \beta_0 + \beta_1 \text{Age} + \beta_2 \text{Gender} + \beta_3 (E \times S)$$

Where  $\hat{R}$  is the response variable of interest (i.e., depression, stress, or anxiety symptoms),  $\beta_0$  is a constant term,  $\beta_1$  Age +  $\beta_2$  Gender represents the additive effects of the covariates Age and Gender, and  $\beta_3$  ( $E \times S$ ) is the interaction term between enhance and suppress expression abilities. All GLM analyses were conducted on MATLAB. When examining interaction effects, the main effect of one predictor ( $E$ ) depends on the specific value of the second predictor ( $S$ ) in the fitted regression function. This is known as a conditional effect. Thus, in our study, each interaction model evaluates the main effects, as well as the conditional effects of the minimum and maximum values of the response instruments as well as the average value of the minimum and maximum.

## RESULTS

### Participants

Of the final 222 included participants, 94.1% (the majority) of participants had completed a minimum of 12 years of education at the time of their participation (equivalent to German Abitur), whereas the remaining 5.9% had undergone approximately 10 years of education (German Mittlere Reife or Hauptschule). 65.8% of the participants had not completed their professional qualification, yet, while the others had completed vocational training (12.6%), bachelor's (14.4%), master's (5.4%), or Ph.D. (1.8%). Additionally, 45% of the participants stated that they currently were in a relationship or married and 94.6% reported that they had no children. Despite the majority of participants (77.9%) being female, no differences existed related to gender for age ( $P = 0.396$ ,  $T = 0.85$ ), level of education ( $P = 0.44$ ,  $\chi^2 = 0.61$ ), nor professional qualification ( $P = 0.62$ ,  $\chi^2 = 2.64$ ). Sex differences were found solely for family status ( $P = 0.01$ ;  $\chi^2 = 6.4$ ), where within females there was a similar number of single and non-single participants, whereas males had a higher proportion of single participants.

### Evaluation and Validation of the FREE Scale (German Version)

The reliability analysis showed that the internal consistencies (Cronbach's  $\alpha$ ) of the four subscales were acceptable: namely, enhance positive emotion ( $\alpha = 0.73$ ), enhance negative emotion ( $\alpha = 0.73$ ), suppress positive emotion ( $\alpha = 0.69$ ), and suppress negative emotion ( $\alpha = 0.60$ ). Whereas for the two second-order factors (eight-item composites), namely enhancement ( $\alpha = 0.83$ ) and suppression ( $\alpha = 0.71$ ) abilities, the reliability estimates ranged from good to acceptable (Table 1). Overall, when considering all of the individual items, Cronbach's  $\alpha$  indicated good reliability of the FREE scale for emotional expression flexibility ( $\alpha = 0.81$ ; Table 1).

As expected based on previous research (Burton and Bonanno, 2016; Chen et al., 2018), the "single factor" model did not fit the data well ( $\chi^2_{(104)\text{corr}} = 305.407$ ,  $P < 0.001$ ,  $\text{RMSEA}_{\text{corr}} = 0.093$ ,  $\text{SRMR} = 0.103$ ,  $\text{CFI}_{\text{corr}} = 0.71$ ,  $\text{TLI}_{\text{corr}} = 0.67$ ,  $\text{AIC} = 10,757.830$ ;  $\text{BIC} = 10,866.716$ ). This was the same case for both dual-factor models, "expressive regulation ability" (factors: enhancement and suppression;  $\chi^2_{(103)\text{corr}} = 181.743$ ,

**TABLE 1** | Reliability and internal consistency.

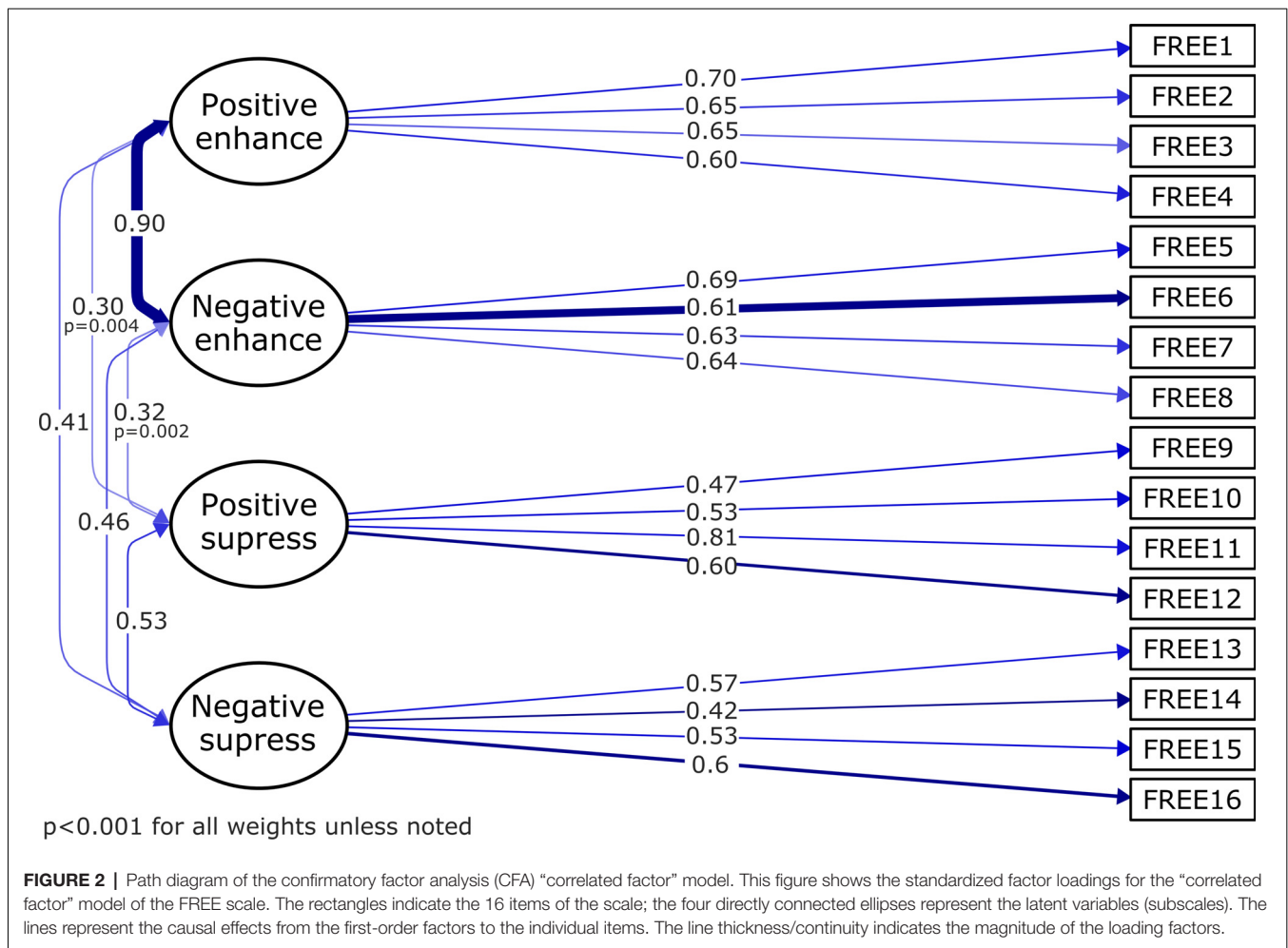
Scale	Measure	Cronbach's $\alpha$
FREE	expressive enhancement	0.83
	suppress regulation	0.71
	EF	0.81
DASS	depression	0.90
	anxiety	0.75
	stress/tension	0.82
Well-being index SEK-27	sensations	0.81
	clarity	0.74
	understanding	0.81
	tolerance	0.78
	acceptance	0.83
	self-support	0.69
	readiness to confront	0.78
	modification	0.78
	total successful emotion regulation	0.80
	ERQ	cognitive reappraisal
RS-11	expressive suppression	0.87
		0.77
CFS	evaluation	0.83
	adaptation	0.47
GSE		0.88
		0.85
BFI-10	emotional stability	0.66
	extraversion	0.81
	agreeableness	0.37
	conscientiousness	0.42
	openness	0.60
GBB-24		0.84

Assessment of the correlation between multiple items in particular tests that are intended to measure the same construct. FREE, Flexible Regulation of Emotional Expression; DASS, Depression, Anxiety, and Stress Scale; SEK-27, Emotion Regulation Skills Questionnaire; ERQ, Emotion Regulation Questionnaire; RS-11, Resilience scale; CFS, Coping Flexibility Scale; GSE, Generalized Self-Efficacy scale; BFI-10, Big-Five-Inventory-10; GBB-24, Giessen Complaint Questionnaire.

$P < 0.001$ ,  $\text{RMSEA}_{\text{corr}} = 0.059$ ,  $\text{SRMR} = 0.074$ ,  $\text{CFI}_{\text{corr}} = 0.888$ , and  $\text{TLI}_{\text{corr}} = 0.869$ ,  $\text{AIC} = 10,613.223$ ;  $\text{BIC} = 10,725.511$ ) and "emotional valence" (factors: positive and negative;  $\chi^2_{(103)\text{corr}} = 301.884$ ,  $P < 0.001$ ,  $\text{RMSEA}_{\text{corr}} = 0.093$ ,  $\text{SRMR} = 0.103$ ,  $\text{CFI}_{\text{corr}} = 0.716$ ,  $\text{TLI}_{\text{corr}} = 0.669$ ,  $\text{AIC} = 10,755.400$ ;  $\text{BIC} = 10,867.688$ ) models. The fit indices suggested that the "correlated factor" model had an adequate but not entirely acceptable fit to the data ( $\chi^2_{(98)\text{corr}} = 133.962$ ,  $P = 0.009$ ;  $\text{RMSEA}_{\text{corr}} = 0.041$ ,  $\text{SRMR} = 0.060$ ,  $\text{CFI}_{\text{corr}} = 0.949$ ,  $\text{TLI}_{\text{corr}} = 0.937$ ,  $\text{AIC} = 10,566.919$ , and  $\text{BIC} = 10,696.22$ ). Figure 2 depicts the complete specification of the "correlated factor" (i.e., four-factor, sub-scales) model. The latent factors were permitted to covariate based on prior evidence of a relationship between these dimensions.

When testing the "correlated factor" model against the rest of models, the "correlated factor" model fitted the data significantly better than a model with a single latent factor,  $\chi^2_{(6)} = 202.91$ ,  $P < 0.001$ , the "expressive regulation ability" model (i.e., enhance and suppress latent factors;  $\chi^2_{(5)} = 56.304$ ,  $P < 0.001$ ), and the "emotional valence" model (i.e., negative and positive emotionally valence latent factors;  $\chi^2_{(5)} = 198.304$ ,  $P < 0.001$ ). Therefore, the CFA with a correlated factor structure was the best model.

In the "correlated factor" model, the high standardized parameter estimates between positive and negative enhancement



**FIGURE 2 |** Path diagram of the confirmatory factor analysis (CFA) "correlated factor" model. This figure shows the standardized factor loadings for the "correlated factor" model of the FREE scale. The rectangles indicate the 16 items of the scale; the four directly connected ellipses represent the latent variables (subscales). The lines represent the causal effects from the first-order factors to the individual items. The line thickness/continuity indicates the magnitude of the loading factors.

(=0.90) evidenced that these two latent variables are strongly interrelated, in other words, the two converge to load on the same factor and likely represent the same construct, i.e., expressive enhancement. This indicates that they similarly measure the ability for emotional expressive enhancement, while the interrelation between negative and positive suppression factors was less convergent (=0.53). Thus, even if these second order factors could not be completely confirmed by CFA, we decided to keep the originally proposed scale structure of the English version of the FREE for our next analyses. On the contrary, the fact that relatively low standardized parameter estimates (range 0.30–0.46) were found between the two suppression and the two enhancement factors, depicts good discriminant validity, or low convergence on separate factors.

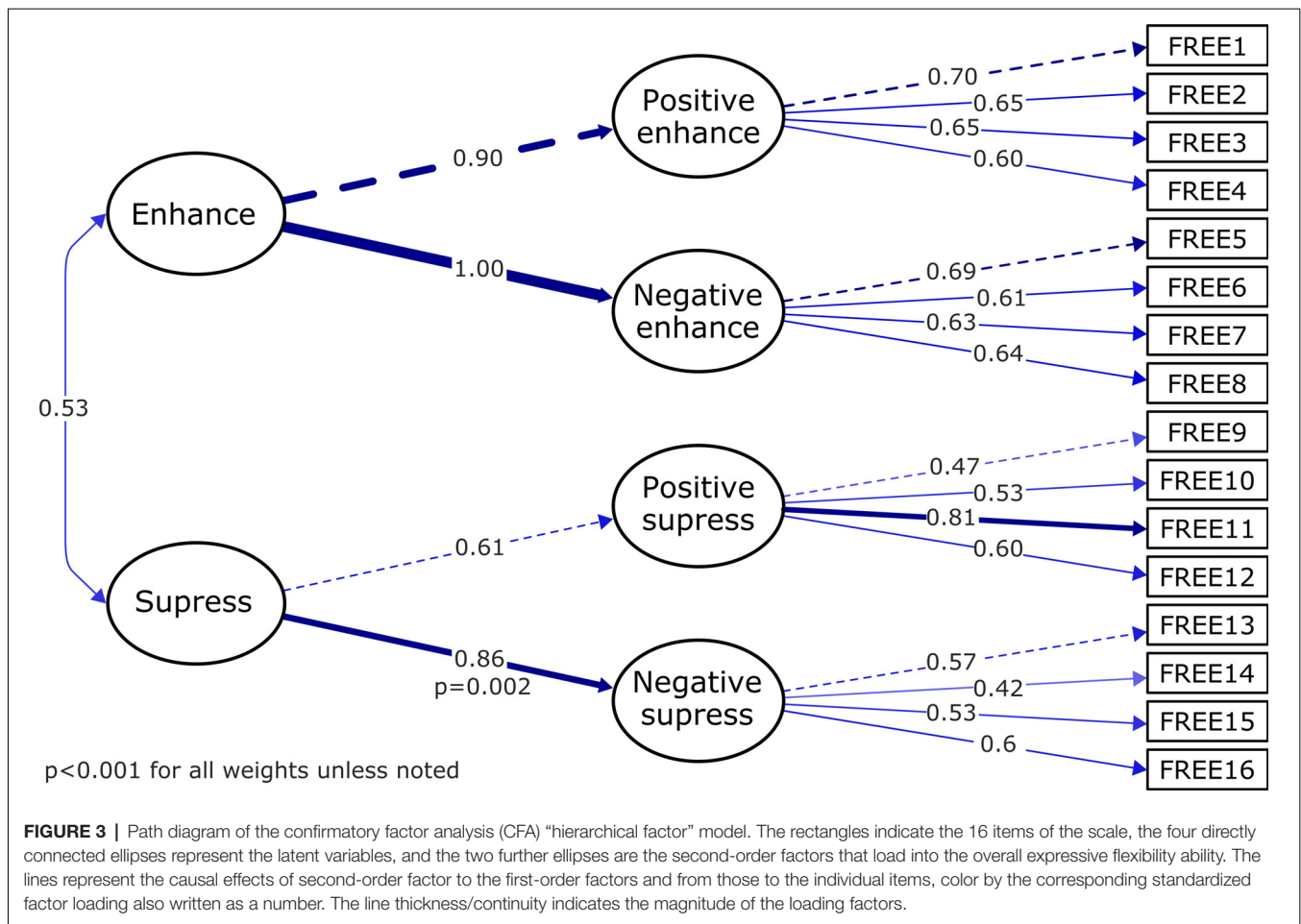
Despite being tested, we decided against including a highly complex model with four first order factors (positive enhance, negative enhance, positive suppress, negative suppress; four items each) and two second order factors (enhancement, suppression ability). This was because the final medium sample size could lead to out of range standardized parameter estimates (i.e., values equal to or greater than 1) on the subscales, related to the expected high relationship

among them (see **Figure 3** and **Table 2** for details on this model).

### Association Between Flexibility in Emotional Expressive Regulation With Indicators of Psychopathology Symptoms and Mental Health

It can be expected that expressive enhancement and suppression abilities, as well as the overall flexibility, do not associate to the same degree with the rest of the study instruments measuring psychopathological symptoms (i.e., depression, stress, anxiety, and mental well-being), emotion regulation skills, coping strategies, and personality traits. Accordingly, we first opted for a data mining approach in which by means of a LASSO regression we objectively disregarded instruments that do not show any association. Of the initial 26 instruments (see assessed instruments in the "Methods" section), the LASSO selected 21 for enhance and suppress abilities, as well as for the EF. For all three factors, LASSO disregarded most of the personality traits from the BFI—including extraversion, openness, conscientiousness, and agreeableness, and the subscale "understanding" from the SEK-27 (**Table 3**).





**Table 4** depicts the results of the partial rank correlation analyses on the 21 remaining instruments output from the LASSO but colored according to the direction of the partial correlation coefficients. Regarding the expressive suppression and enhancement abilities different scenarios emerged. The ability for expressive suppression showed negative associations with DASS-depression ( $r = -0.19$ ,  $P_{FDR} = 0.009$ ), and DASS-stress ( $r = -0.16$ ,  $P_{FDR} = 0.025$ ), while no association was seen between expressive suppression abilities and DASS-anxiety ( $r = -0.06$ ,  $P_{FDR} > 0.05$ ). Enhancement abilities showed no association with any DASS affective symptoms after correction for multiple comparisons. For measures of emotion regulation skills (SEK), expressive suppression but not enhancement was associated with higher readiness to confront distressing situations ( $r = 0.25$ ,  $P_{FDR} = 0.001$ ), compassionate self-support ( $r = 0.2$ ,  $P_{FDR} = 0.008$ ), and tolerance ( $r = 0.19$ ,  $P_{FDR} = 0.01$ ). For the remaining instruments, expressive suppression abilities showed stronger associations, except for BFI-Emotional stability ( $r = 0.24$ ,  $P_{FDR} = 0.002$ ), SEK27-Awareness ( $r = 0.23$ ,  $P_{FDR} = 0.004$ ), SEK27-Clarity ( $r = 0.22$ ,  $P_{FDR} = 0.005$ ), and SEK27-Sensations ( $r = 0.18$ ,  $P_{FDR} = 0.022$ ), where expressive enhancement showed stronger associations. Both, enhancement and suppression abilities showed moderate

and highly significant associations with resilience ( $r = 0.32$ ,  $P_{FDR} < 0.001$ ), representing a coping marker.

We further explored the association between EF and the rest of included instruments of psychological well-being (**Table 4**). Here, similarly to suppress and enhance abilities, the resilience score had the strongest positive association ( $r = 0.39$ ,  $P_{FDR} = 5.4E-08$ ), followed by SEK27-total ( $r = 0.29$ ,  $P_{FDR} = 0.0001$ ). Moreover, the strongest negative association was found with DASS-Depression ( $r = -0.22$ ,  $P_{FDR} = 0.002$ ), followed by DASS-stress ( $r = -0.16$ ,  $P_{FDR} = 0.028$ ).

The EF enhance and suppress abilities showed no associations with physical complaints (GBB-24), well-being (WHO-5), DASS-Anxiety, coping evaluation (CFS), SEK27-Sensations, nor emotional regulation suppression (ERQ; all  $P_{FDR} > 0.05$ ).

Beyond the association between expressive suppression and enhancement abilities with psychopathological symptoms (i.e., depression and distress), and according to the hypothesized interrelation between expressive flexibility abilities and affective symptoms, the interaction models revealed that expressive suppression and enhancement abilities had an interactive effect (**Figure 4**) on DASS-depression (R-square = 0.037, Model- $F_{(1, 218)} = 2.78$ , Model- $P = 0.04$ ; interaction- $T = 2.75$ , interaction- $P = 0.0066$ ) and DASS-stress (R-square = 0.082,  $F_{(1, 218)} = 6.5$ ,

**TABLE 2** | Confirmatory factor analyses (CFA) implemented to verify the factor structure of the Flexible Regulation of Emotional Expression (FREE) scale. CFA was used further served to test the hypothesis that a relationship between FREE variables and their underlying latent constructs exists.

Model	FREE Subscale	chi-square ( $\chi^2$ )	p-value	RMSEA	SRMR	CFI	TLI	AIC	BIC
Single factor model		305.407	<0.001	0.093	0.103	0.71	0.67	10,757.83	10,866.72
Two factor models	Expressive regulation†	181.743	<0.001	0.059	0.074	0.888	0.869	10,613.22	10,725.51
	Emotional valence‡	301.884	<0.001	0.093	0.103	0.716	0.669	10,755.4	10,867.69
Correlated factor model	enhance positive emotion	133.962	0.009	0.041	0.06	0.949	0.937	10,566.92	10,696.22
	enhance negative emotion								
Hierarchical model*	suppress positive emotion	165.849	<0.001	0.055	0.06	0.92	0.903	10,564.47	10,690.83
	suppress negative emotion								
	positive enhance (enhancement)								
	negative enhance (enhancement)								
	positive suppress (suppression)								
	negative suppress (enhancement)								

RMSEA, Root Mean Square Error of Approximation; SRMR, Standardized Root Mean Square Residual; CFI, Bentler Comparative Fit Index; TLI, Tucker-Lewis Index; AIC, Akaike Information Criteria; BIC, Bayesian Information Criteria.  
 †Expressive regulation model factors: enhance and suppression abilities. ‡Emotional valence model factors: negative and positive regulation. \*The hierarchical model consists of four first order factors (positive enhance, negative enhance, positive suppress, negative suppress, and two second order factors (enhancement, suppression abilities)).

**TABLE 3** | LASSO coefficients of each of the Second-Order Factors and Overall Expressive Flexibility (EF) of the FREE Scale.

	LASSO coefficients		
	FREE-Enhance	FREE-Suppress	FREE-Overall Flexibility
RES11-Resilience	0.316	0.238	0.068
GBB24-Physical complaints	0.213	0.117	0.041
WHO5-Well-Being	0.028	-0.102	-0.008
DASS-Depression	-0.118	0.089	-0.012
DASS-Anxiety	-0.075	-0.095	-0.057
DASS-Stress	0.220	-0.112	0.023
BFI-Emotional Stability	6.336	-3.919	0.862
BFI-Extraversion	0	0	0
BFI-Openness	0	0	0
BFI-Conscientiousness	0	0	0
BFI-Agreeableness	0	0	0
CFS-Evaluation	0.018	0.006	0.002
CFS-Adaptation	0.159	0.185	0.035
SEK27-Awareness	7.532	-3.506	0.943
SEK27-Clarity	5.703	-2.437	1.034
SEK27-Sensations	6.332	-3.452	0.830
SEK27-Understanding	0	0	0
SEK27-Acceptance	6.474	-1.207	1.205
SEK27-Tolerance	4.945	-4.909	0.543
SEK27-Self-Support	4.864	-4.088	0.702
SEK27-Readiness to Confront	5.240	-2.914	0.913
SEK27-Modification	5.260	-3.833	0.680
SEK27-Total	-1.964	1.210	-0.279
ERQ-Reappraisal	0.913	0.490	0.256
ERQ-Suppression	0.437	1.414	0.187
GSE-Self-Efficacy	0.075	0.032	-0.003

Instruments with LASSO coefficients equal to zero are disregarded from subsequent analyses.

$p = 0.0003$ ; interaction- $T = 2.47$ , interaction- $P = 0.014$ ), but not on DASS-anxiety ( $R$ -square = 0.025,  $F_{220} = 1$ ,  $P = 0.14$ ; interaction- $T = 1.75$ , interaction- $P = 0.08$ ).

## DISCUSSION

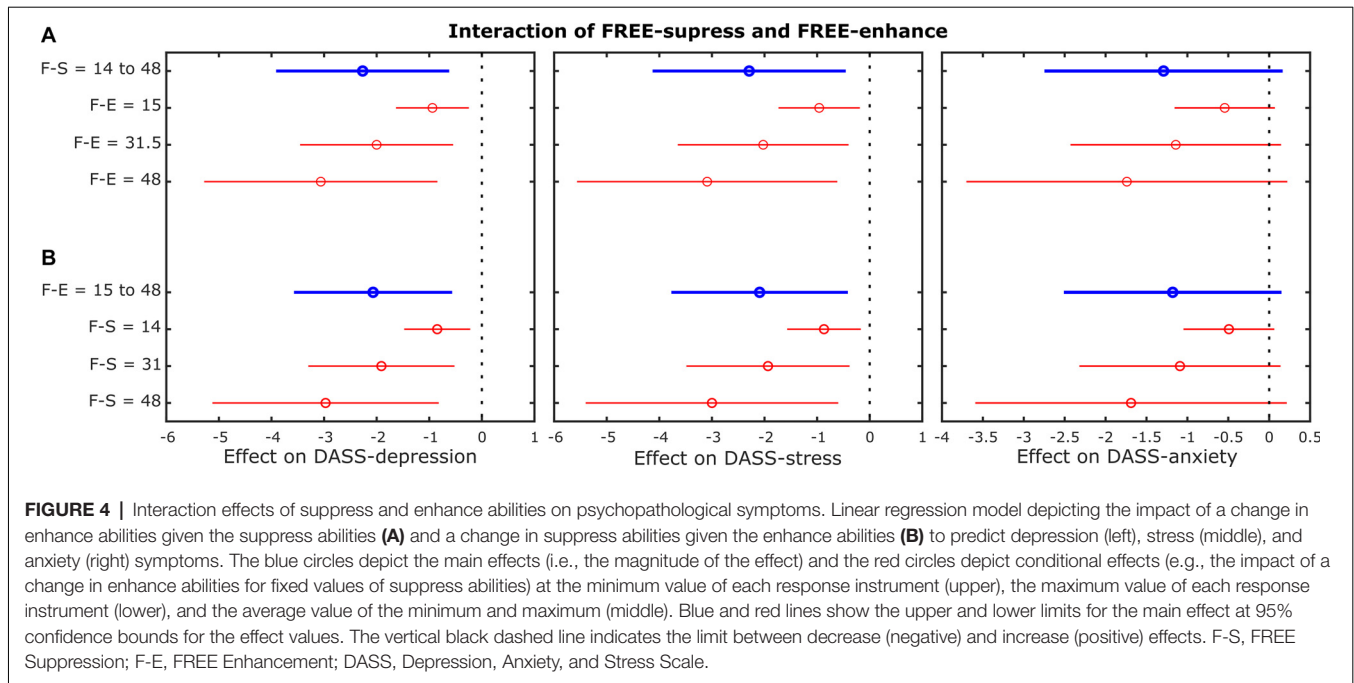
In the current study, we provide the German translation of the Flexible Regulation of Emotional Expression scale as the conceptual framework for testing whether expressive enhancement and suppression abilities are differentially associated with psychopathological symptoms as well as with personality traits, emotion regulation skills, and measures of coping strategies. The FREE scale was validated in a sample of young adults displaying adequate to good internal reliability, construct, and criterion validity. Evidencing its potential as a short, reliable, and valid instrument allows the simultaneous assessment of the ability to enhance and suppress emotional expressions as well as overall expressive flexibility.

The current findings are consistent with previous research (Chen et al., 2018) as both the total EF score and the two expressive suppression and enhancement abilities of the FREE show acceptable to good internal reliability. Consistent with the original report of the English version of the FREE-scale

**TABLE 4 |** Rank correlations (including 95% confidence intervals) of suppress and enhance abilities and overall expressive flexibility (ef) with psychopathology, coping strategies, emotion regulation, well-being, and physical complaints.

Variable	FREE-Enhance					FREE-Suppress					FREE-Expressive Flexibility				
	<i>r</i>	<i>p</i> <sub>unc</sub>	PFDR	CI lower limit	CI upper limit	<i>r</i>	<i>p</i> <sub>unc</sub>	PFDR	CI lower limit	CI upper limit	<i>r</i>	<i>p</i> <sub>unc</sub>	PFDR	CI lower limit	CI upper limit
RES11-Resilience	0.321	1.2E-06	2.5E-05	0.217	0.417	0.327	6.9E-07	1.4E-05	0.224	0.423	0.388	2.6E-09	5.4E-08	0.289	0.479
GBB24-Physical complaints	-0.016	0.808	n.s.	-0.127	0.095	-0.060	0.376	n.s.	-0.170	0.052	-0.092	0.175	n.s.	-0.201	0.020
WHO5-Well-being	0.034	0.615	n.s.	-0.077	0.145	0.115	0.089	n.s.	0.004	0.223	0.122	0.071	n.s.	0.011	0.230
DASS-Depression	-0.139	0.039	n.s.	-0.246	-0.028	-0.193	0.004	0.009	-0.298	-0.084	-0.223	0.001	0.002	-0.326	-0.115
DASS-Anxiety	-0.042	0.538	n.s.	-0.152	0.070	-0.063	0.352	n.s.	-0.173	0.049	-0.118	0.079	n.s.	-0.227	-0.007
DASS-Stress	-0.036	0.597	n.s.	-0.146	0.076	-0.161	0.017	0.025	-0.268	-0.051	-0.157	0.020	0.028	-0.263	-0.046
BFI-Emotional stability	0.243	2.8E-04	0.002	0.135	0.345	0.161	0.017	0.025	0.051	0.268	0.221	0.001	0.002	0.112	0.324
CFS-Evaluation	0.046	0.497	n.s.	-0.065	0.156	0.073	0.284	n.s.	-0.039	0.182	0.050	0.464	n.s.	-0.062	0.160
CFS-Adaptation	0.199	0.003	0.009	0.090	0.303	0.227	0.001	0.002	0.119	0.330	0.237	3.8E-04	0.002	0.130	0.340
SEK27-Awareness	0.227	0.001	0.004	0.119	0.330	0.141	0.036	0.047	0.031	0.249	0.164	0.015	0.022	0.054	0.271
SEK27-Clarity	0.218	0.001	0.005	0.109	0.321	0.182	0.007	0.012	0.072	0.287	0.222	0.001	0.002	0.113	0.325
SEK27-Sensations	0.178	0.008	0.022	0.068	0.283	0.149	0.027	0.037	0.039	0.256	0.136	0.044	n.s.	0.025	0.244
SEK27-Acceptance	0.160	0.018	0.033	0.050	0.267	0.249	1.9E-04	0.001	0.141	0.350	0.222	0.001	0.002	0.114	0.325
SEK27-Tolerance	0.139	0.039	n.s.	0.028	0.246	0.187	0.005	0.010	0.078	0.292	0.174	0.010	0.015	0.064	0.280
SEK27-Self-support	0.091	0.181	n.s.	-0.021	0.200	0.196	0.004	0.008	0.087	0.301	0.191	0.005	0.008	0.081	0.296
SEK27-Readiness to confront	0.102	0.130	n.s.	-0.009	0.211	0.248	2.0E-04	0.001	0.141	0.350	0.229	0.001	0.002	0.121	0.332
SEK27-Modification	0.164	0.015	0.033	0.054	0.270	0.217	0.001	0.003	0.109	0.321	0.217	0.001	0.002	0.109	0.321
SEK27-Total	0.241	0.000	0.002	0.133	0.343	0.279	2.6E-05	3.0E-04	0.174	0.379	0.292	1.0E-05	1.0E-04	0.187	0.391
ERQ-Reappraisal	0.163	0.016	0.033	0.052	0.269	0.236	4.0E-04	0.001	0.129	0.339	0.249	1.9E-04	0.001	0.142	0.351
ERQ-Suppression	-0.077	0.257	n.s.	-0.186	0.035	0.094	0.165	n.s.	-0.017	0.203	-0.030	0.661	n.s.	-0.140	0.082
GSE-Self-efficacy	0.200	0.003	0.009	0.090	0.304	0.243	2.7E-04	0.001	0.135	0.345	0.267	6.1E-05	4.0E-04	0.160	0.367

Cold to warm colours indicated the direction and strength of the association. Blue colour = negative association; Red = positive association. *p*<sub>unc</sub> = *p*-values uncorrected for multiple comparisons. Bold letters indicate *p* < 0.05; n.s. = non-significant *p*-value after correction for multiple comparisons. Correction for multiple comparisons was effectuated using false discovery rate (FDR-adj) at 95% confidence across correlations and sub-scales. EF, expressive flexibility; FREE-enhance, expressive enhancement ability; FREE-Suppress, expressive suppression ability; DASS, Depression, Anxiety, and Stress Scale; SEK-27, Emotion Regulation Skills Questionnaire; ERQ, Emotion Regulation Questionnaire; BFI-10, Big-Five-Inventary-10; RS-11, resilience scale; CFS, Coping Flexibility Scale; GSE, generalized self-efficacy scale; WHO-5, Well-being index; GBB-24, Giessen Complaint Questionnaire.



(Burton and Bonanno, 2016), the conducted CFA depicted high convergence for expressive enhance abilities, but this was not the case for the expressive suppression subscale. Thus, we did not validate the previously proposed hierarchical model structure with second-order factors. This suggests that although separate assessment of enhance and suppress dimensions is meaningful, it may vary from population to population.

Emotion regulation has been defined as a range of processes by which individuals reduce the onset, course, or experience of their emotional experiences, expressions, and physiology (Gross, 2015). However, regulation of emotions not only focuses on ameliorating negative effects, but also targets the maintenance, increase, or decrease of negative as well as positive emotions (Bonanno and Burton, 2013; Brans et al., 2013). Therefore, multiple routes and sources of emotional regulation exist, all of which modify at least one aspect of emotion such as physiology, attention, appraisals, experience, and expression (Thompson, 2011; Gross, 2014; Burton and Bonanno, 2016).

Altogether, personality traits (i.e., emotional stability), emotion regulation skills (i.e., awareness, acceptance, clarity, and modification), as well as coping strategies (i.e., resilience, adaptation, and the habitual use of reappraisal) positively correlated with expressive enhancement and suppression abilities and the overall EF. This not only provides evidence for the validity of the FREE-scale in a German population but also highlights the important role of emotional expressive abilities for mental health preservation, potentially acting as an underlying tool for the individual's ability to adapt one's level of control upwards or downwards as circumstances dictate. This idea is further corroborated by the negative association between higher emotional flexibility and suppression abilities with validated measures of psychopathological symptoms (i.e., depression and

stress). These associations were enhanced when modeling the interaction between suppress and enhance ability, indicating that people with high flexibility abilities are psychologically healthier (i.e., have less psychopathological symptoms) while people with low flexibility are prone to present higher affective problems. In this context, it can be proposed that the ability to effectively and flexibly deal with emotions, in accordance with internal and external contextual demands, is fundamental to psychological health. This is in accordance with previous proposals on the positive relationship between coping strategies and psychological adjustment (Cheng et al., 2014), where higher levels of flexibility would predict fewer psychological symptoms (Waugh et al., 2011; Southward and Cheavens, 2017). Additionally, previous reports exist about the importance of emotion regulation for cognition in humans not only on a daily basis but at different life stages. For instance, research in infants has shown that early life stress has a meaningful and detrimental influence on prefrontal-subcortical networks and regulatory ability, as well as cognition (Gee et al., 2013; Arnsten, 2015), whereas adolescence is a key period, where individuals are more sensitive to reward and threat prompts but less able than adults to effectively recruit executive and control networks (Casey and Jones, 2010). Finally, at later life stages, mental health largely depends on the cognitive and brain reserve that has been accumulated across the years (Gonzalez-Escamilla et al., 2018) and may influence the levels of emotional stability and emotion regulation strategies at advanced ages (Carstensen et al., 2011). See Helion et al. (2019) for a throughout overview of this topic. What seems to be clear is that emotion regulation strategies are implicated in cognitive capabilities and impact brain functioning (Xiu et al., 2018; Moodie et al., 2020), and thus on health outcomes at different life stages. Unfortunately, across these different life

stages, the relation between neural mechanisms (on a regional and networks level) and their influence on flexible emotion regulation abilities, particularly suppression, remain still largely elusive.

Emotional flexibility then helps to explain how dealing with stressful events and distress allows individuals to develop successful response approaches, which goes beyond generating positive emotions extending to the ability to expressively enhance and importantly to expressively suppress emotions. Hence, adding importance to the ability to inhibit emotional reactions. Moreover, the ability to flexibly regulate one's emotions is key for dynamic and adaptive functioning across the life span. In this regard, according to our results and as previously discussed, a decay in the suppress abilities may be a risk factor or increase the risk for stress-related disorders (Visted et al., 2018; Coifman and Summers, 2019). Therefore, and as also evidenced in the current study, it is expected that suppress abilities are more related to psychopathological symptoms than enhance abilities (Chen et al., 2018). This accentuates the possibility that in mood and stress-related disorders emotional difficulties may result from the inflexible use of regulation strategies as the emotional distress exceeds the individual's capacity to favorably implement an appropriate strategy. Of notice, even if an interaction between suppress and enhancement abilities for anxiety symptoms was found, individual associations with anxiety were not attested, and, thus, no further inference can be made in this direction. This is summed to the lack of evidence on the interrelations between suppress abilities, affective disorders or psychopathology symptoms, and cognitive involvement and their dependence on the neural circuitry.

## Limitations and Further Directions

Limitations of our study are related to, first, the sample and second the cross-sectional design. The sample size is only medium and therefore, in light of recent discussions of an optimal sample size in correlational studies suggesting sample sizes approaching  $n = 250$  (Schönbrodt and Perugini, 2013), should a further validation aim at a size at least twice as large. Additionally, the sample mostly consisted of young participants of academic background (mostly psychology students), it is a convenient sample, whereas no snowballing sampling technique was explicitly used. This, not only offering a limited amount of variance regarding the measured constructs but also decreases the transferability of our findings to other populations. Thus, further studies are needed to test whether the sample is fully representative. However, on one hand, we consider that publishing the German version of the FREE-scale at this point with a first validation will trigger further, highly powered investigations into its psychometric properties. On the other hand, as our CFA results largely match the previously proposed structure (Burton and Bonanno, 2016; Chen et al., 2018), the generalizability of the results may be ensured. Moreover, the sensitivity power analysis indicated that with our sample size we are able to detect effects with considerable power. A further limitation is that the sample composition was mostly conformed by females (77.9%), thus, despite no differences in demographics between females and males who were attested, this

information should be taken into account when interpreting the results and designing new studies based on the current findings. Moreover, the reported analyses were based on self-reports data, which may include possible unknown reporting biases and, more generally, might introduce a common method bias that affects the correlations between EF and indices of mental health and well-being that also are based on self-reports.

A final limitation is that heart rate variability measures were only available for a small group of participants ( $N = 68$ ), which does not provide enough statistical power to take into account how HRV may relate to emotion regulation abilities (measured with the FREE scale). Given that HRV is related to the body's state of balance and stress, further studies are needed to address this question.

Future studies shall aim at investigating the importance of individual differences in flexible emotion regulation, particularly suppression abilities, in influencing cognitive and affective disorders. Additionally, an exploration of how different factors, including individual differences in cognitive abilities (e.g., working memory capacity and cue-guided behavior) are interrelated to the specific individual's behavior according to task demands would be essential to shed light on strategies that guide behavior toward the most convenient choice.

As already suggested, future studies shall further tackle how flexible emotion regulation abilities depend upon brain regions and networks and how this knowledge can inform the current theoretical models and apply them to investigate these phenomena across the lifespan.

## CONCLUSIONS

Here, we provide the German version of the Flexible Regulation of Emotional Expression scale and demonstrate a similar internal factor structure and construct validity as the original version (Burton and Bonanno, 2016). More importantly, we evidence that the FREE-scale may be used as a tool for the investigation of emotional expressive flexibility regarding switching between enhancing and suppressing emotional expressions in response to the situational context. Our results demonstrate that the FREE-scale allows the assessment of emotional flexible regulation abilities and relates them to psychopathological symptoms. This, may, in turn, be applied to investigate the impact of unexpected conditions that restrict personal contact and may offer starting points for evaluating individual characteristics for affective disorders and the development of personalized therapeutic interventions.

## DATA AVAILABILITY STATEMENT

The datasets presented in this study can be found in online repositories. The names of the repository/repositories and accession number(s) can be found below: [https://github.com/GGonEsc/EmotionalFlexibilityScale\\_Paper](https://github.com/GGonEsc/EmotionalFlexibilityScale_Paper) Code <https://osf.io/p92ry/>.

## ETHICS STATEMENT

The studies involving human participants were reviewed and approved by The institutional review board of the Technische Universität Dresden (EK 227052019). The patients/participants provided their written informed consent to participate in this study.

## AUTHOR CONTRIBUTIONS

GG-E, SG, and DD contributed to manuscript conceptualization. GG-E analyzed the data and wrote the original manuscript draft. GG-E, SG, GB, and DD contributed to data interpretation and provided critical revisions. DD performed data collection and curation. GG-E, DD, MB, and JT contributed to the translation of the FREE-scale. All authors contributed to the article and approved the submitted version.

## REFERENCES

- Abler, B., and Kessler, H. (2009). Emotion regulation questionnaire - a german version of the ERQ by gross and john. *Diagnostica* 55, 144–152. doi: 10.1026/0012-1924.55.3.144
- Aldao, A. (2013). The future of emotion regulation research: capturing context. *Perspect. Psychol. Sci.* 8, 155–172. doi: 10.1177/1745691612459518
- Aldao, A., and Nolen-Hoeksema, S. (2012a). When are adaptive strategies most predictive of psychopathology? *J. Abnorm. Psychol.* 121, 276–281. doi: 10.1037/a0023598
- Aldao, A., and Nolen-Hoeksema, S. (2012b). The influence of context on the implementation of adaptive emotion regulation strategies. *Behav. Res. Ther.* 50, 493–501. doi: 10.1016/j.brat.2012.04.004
- Aldao, A., Nolen-Hoeksema, S., and Schweizer, S. (2010). Emotion-regulation strategies across psychopathology: a meta-analytic review. *Clin. Psychol. Rev.* 30, 217–237. doi: 10.1016/j.cpr.2009.11.004
- Aldao, A., Sheppes, G., and Gross, J. J. (2015). Emotion regulation flexibility. *Cogn. Ther. Res.* 39, 263–278. doi: 10.1007/s10608-014-9662-4
- Arnsten, A. F. (2015). Stress weakens prefrontal networks: molecular insults to higher cognition. *Nat. Neurosci.* 18, 1376–1385. doi: 10.1038/nn.4087
- Bech, P. (2004). Measuring the dimensions of psychological general well-being by the WHO-5. *Quality of Life Newsletter* 32, 15–16.
- Berboth, S., and Morawetz, C. (2021). Amygdala-prefrontal connectivity during emotion regulation: a meta-analysis of psychophysiological interactions. *Neuropsychologia* 153:107767. doi: 10.1016/j.neuropsychologia.2021.107767
- Berking, M., and Znoj, H. (2008). Entwicklung und Validierung eines Fragebogens zur standardisierten Selbsteinschätzung emotionaler Kompetenzen (SEK-27). *Zeitschrift für Psychiatrie Psychol. Psychother.* 56, 141–153. doi: 10.1024/1661-4747.56.2.141
- Birk, J. L., and Bonanno, G. A. (2016). When to throw the switch: the adaptiveness of modifying emotion regulation strategies based on affective and physiological feedback. *Emotion* 16, 657–670. doi: 10.1037/emo0000157
- Bless, H., Wänke, M., Bohner, G., and Fellhauer, R. F. (1994). Need for cognition: eine skala zur erfassung von engagement und freude bei denkaufgaben. Need for cognition: a scale measuring engagement and happiness in cognitive tasks. *Zeitschrift für Sozialpsychologie* 25, 147–154.
- Bonanno, G. A., and Burton, C. L. (2013). Regulatory flexibility: an individual differences perspective on coping and emotion regulation. *Perspect. Psychol. Sci.* 8, 591–612. doi: 10.1177/1745691613504116
- Bonanno, G. A., Papa, A., Lalande, K., Westphal, M., and Coifman, K. (2004). The importance of being flexible: the ability to both enhance and suppress emotional expression predicts long-term adjustment. *Psychol. Sci.* 15, 482–487. doi: 10.1111/j.0956-7976.2004.00705.x

## FUNDING

This work was supported by Universitätsmedizin der Johannes Gutenberg-Universität Mainz and Johannes Gutenberg-Universität Mainz. No specific (third-party) funding was received for this work.

## ACKNOWLEDGMENTS

We thank Rosalind Gilchrist for proofreading the manuscript.

## SUPPLEMENTARY MATERIAL

The Supplementary Material for this article can be found online at: <https://www.frontiersin.org/articles/10.3389/fnbeh.2022.924305/full#supplementary-material>.

- Bonanno, G. A., Pat-Horenczyk, R., and Noll, J. (2011). Coping flexibility and trauma: the perceived ability to cope with trauma (PACT) scale. *Psychol. Trauma: Theory Res. Pract. Policy* 3, 117–129. doi: 10.1037/a0020921
- Brahler, E., and Scheer, J. W. (1979). Scaling of psychosomatic by means of the Giessen inventory (GIB; author's transl). *Psychother. Med. Psychol.* 29, 14–27.
- Brans, K., Koval, P., Verduyn, P., Lim, Y. L., and Kuppens, P. (2013). The regulation of negative and positive affect in daily life. *Emotion* 13, 926–939. doi: 10.1037/a0032400
- Buhle, J. T., Silvers, J. A., Wager, T. D., Lopez, R., Onyemkwo, C., Kober, H., et al. (2014). Cognitive reappraisal of emotion: a meta-analysis of human neuroimaging studies. *Cereb. Cortex* 24, 2981–2990. doi: 10.1093/cercor/bht154
- Burton, C. L., and Bonanno, G. A. (2016). Measuring ability to enhance and suppress emotional expression: the flexible regulation of emotional expression (FREE) scale. *Psychol. Assess.* 28, 929–941. doi: 10.1037/pas0000231
- Carstensen, L. L., Turan, B., Scheibe, S., Ram, N., Ersner-Hershfield, H., Samanez-Larkin, G. R., et al. (2011). Emotional experience improves with age: evidence based on over 10 years of experience sampling. *Psychol. Aging* 26, 21–33. doi: 10.1037/a0021285
- Casey, B. J., and Jones, R. M. (2010). Neurobiology of the adolescent brain and behavior: implications for substance use disorders. *J. Am. Acad. Child Adolesc. Psychiatry* 49, 1189–1201. doi: 10.1016/j.jaac.2010.08.017
- Chen, S. Q., Chen, T., and Bonanno, G. A. (2018). Expressive flexibility: enhancement and suppression abilities differentially predict life satisfaction and psychopathology symptoms. *Pers. Individual Differences* 126, 78–84. doi: 10.1016/j.paid.2018.01.010
- Cheng, C., Lau, H. P. B., and Chan, M. P. S. (2014). Coping flexibility and psychological adjustment to stressful life changes: a meta-analytic review. *Psychol. Bull.* 140, 1582–1607. doi: 10.1037/a0037913
- Coifman, K. G., and Summers, C. B. (2019). Understanding emotion inflexibility in risk for affective disease: integrating current research and finding a path forward. *Front. Psychol.* 10:392. doi: 10.3389/fpsyg.2019.00392
- Cronbach, L. J. (1951). Coefficient alpha and the internal structure of tests. *Psychometrika* 16, 297–334.
- Dörfel, D., Gärtner, A., and Strobel, A. (2019). “A new self-report instrument for measuring emotion regulation flexibility,” in *Society for Affective Science (SAS) Annual Conference 21st to 23rd of March, 2019* (Boston, MA).
- Dörfel, D., Gärtner, A., and Scheffel, C. (2020). Resting state cortico-limbic functional connectivity and dispositional use of emotion regulation strategies: a replication and extension study. *Front. Behav. Neurosci.* 14:128. doi: 10.3389/fnbeh.2020.00128
- Dörfel, D., Lamke, J. P., Hummel, F., Wagner, U., Erk, S., Walter, H., et al. (2014). Common and differential neural networks of emotion regulation by detachment, reinterpretation, distraction and expressive suppression: a

- comparative fmri investigation. *Neuroimage* 101, 298–309. doi: 10.1016/j.neuroimage.2014.06.051
- Dixon-Gordon, K. L., Aldao, A., and De Los Reyes, A. (2015). Repertoires of emotion regulation: a person-centered approach to assessing emotion regulation strategies and links to psychopathology. *Cogn. Emot.* 29, 1314–1325. doi: 10.1080/02699931.2014.983046
- Faul, F., Erdfelder, E., Buchner, A., and Lang, A. G. (2009). Statistical power analyses using G\*Power 3.1: tests for correlation and regression analyses. *Behav. Res. Methods* 41, 1149–1160. doi: 10.3758/BRM.41.4.1149
- Fitzgerald, J. M., Klumpp, H., Langenecker, S., and Phan, K. L. (2019). Transdiagnostic neural correlates of volitional emotion regulation in anxiety and depression. *Depress. Anxiety* 36, 453–464. doi: 10.1002/da.22859
- Frank, D. W., Dewitt, M., Hudgens-Haney, M., Schaeffer, D. J., Ball, B. H., Schwarz, N. F., et al. (2014). Emotion regulation: quantitative meta-analysis of functional activation and deactivation. *Neurosci. Biobehav. Rev.* 45, 202–211. doi: 10.1016/j.neubiorev.2014.06.010
- Frijda, N. H. (2007). *The Laws of Emotion*. Mahwah, NJ: Lawrence Erlbaum Associates.
- Gaebler, M., Daniels, J. K., Lamke, J. P., Fydrich, T., and Walter, H. (2014). Behavioural and neural correlates of self-focused emotion regulation in social anxiety disorder. *J. Psychiatry Neurosci.* 39, 249–258. doi: 10.1503/jpn.130080
- Gee, D. G., Humphreys, K. L., Flannery, J., Goff, B., Telzer, E. H., Shapiro, M., et al. (2013). A developmental shift from positive to negative connectivity in human amygdala-prefrontal circuitry. *J. Neurosci.* 33, 4584–4593. doi: 10.1523/JNEUROSCI.3446-12.2013
- Golkar, A., Lonsdorf, T. B., Olsson, A., Lindstrom, K. M., Berrebi, J., Fransson, P., et al. (2012). Distinct contributions of the dorsolateral prefrontal and orbitofrontal cortex during emotion regulation. *PLoS One* 7:e48107. doi: 10.1371/journal.pone.0048107
- Gonzalez-Escamilla, G., Muthuraman, M., Chirumamilla, V. C., Vogt, J., and Groppa, S. (2018). Brain networks reorganization during maturation and healthy aging-emphases for resilience. *Front. Psychiatry* 9:601. doi: 10.3389/fpsy.2018.00601
- Greiner, B. (2004). “An online recruitment system for economic experiments,” in *Forschung und wissenschaftliches Rechnen. GWDG Bericht* 63, eds K. Kremer and V. Macho (Göttingen: Munich Personal RePEc Archive), 79–93. Available online at: <https://mpira.uni-muenchen.de/13513/>.
- Gross, J. J. (1998). Antecedent- and response-focused emotion regulation: divergent consequences for experience, expression and physiology. *J. Pers. Soc. Psychol.* 74, 224–237. doi: 10.1037//0022-3514.74.1.224
- Gross, J. J. (2014). “Emotion Regulation: Conceptual and Empirical Foundations,” in *Handbook of Emotion Regulation*, ed J. J. Gross (New York; London: The Guilford Press), 3–20.
- Gross, J. J. (2015). Emotion regulation: Current status and future prospects. *Psychol. Inquiry* 26, 1–26. doi: 10.1080/1047840X.2014.940781
- Gross, J. J., and Jazaieri, H. (2014). Emotion, emotion regulation and psychopathology: an affective science perspective. *Clin. Psychol. Sci.* 2, 387–401. doi: 10.1177/2167702614536164
- Gupta, S., and Bonanno, G. A. (2011). Complicated grief and deficits in emotional expressive flexibility. *J. Abnorm. Psychol.* 120, 635–643. doi: 10.1037/a0023541
- Helion, C., Krueger, S. M., and Ochsner, K. N. (2019). Emotion regulation across the life span. *Handb. Clin. Neurol.* 163, 257–280. doi: 10.1016/B978-0-12-804281-6.00014-8
- Hu, L. T., and Bentler, P. M. (1999). Cutoff criteria for fit indexes in covariance structure analysis: conventional criteria versus new alternatives. *Struct. Equation Modeling* 6, 1–55.
- Hu, T., Zhang, D., Wang, J., Mistry, R., Ran, G., Wang, X., et al. (2014). Relation between emotion regulation and mental health: a meta-analysis review. *Psychol. Rep.* 114, 341–362. doi: 10.2466/03.20.PR0.114k22w4
- James, G., Witten, D., Hastie, T., and Tibshirani, R. (2013). *An Introduction to Statistical Learning*. New York, NY: Springer.
- Kanske, P., Heissler, J., Schonfelder, S., Bongers, A., and Wessa, M. (2011). How to regulate emotion? Neural networks for reappraisal and distraction. *Cereb. Cortex* 21, 1379–1388. doi: 10.1093/cercor/bhq216
- Kashdan, T. B., and Rottenberg, J. (2010). Psychological flexibility as a fundamental aspect of health. *Clin. Psychol. Rev.* 30, 865–878. doi: 10.1016/j.cpr.2010.03.001
- Kashdan, T. B., Young, K. C., and Machell, K. A. (2015). Positive emotion regulation: addressing two myths. *Curr. Opin. Psychol.* 3, 117–121. doi: 10.1016/j.copsyc.2014.12.012
- Kato, T. (2012). Development of the coping flexibility scale: evidence for the coping flexibility hypothesis. *J. Couns. Psychol.* 59, 262–273. doi: 10.1037/a0027770
- Khodadadifar, T., Soltaninejad, Z., Ebneabbasi, A., Eickhoff, C. R., Sorg, C., Van Eimeren, T., et al. (2022). In search of convergent regional brain abnormality in cognitive emotion regulation: a transdiagnostic neuroimaging meta-analysis. *Hum. Brain Mapp.* 43, 1309–1325. doi: 10.1002/hbm.25722
- Kobylińska, D., and Kusev, P. (2019). Flexible emotion regulation: How situational demands and individual differences influence the effectiveness of regulatory strategies. *Front. Psychol.* 10:72. doi: 10.3389/fpsyg.2019.00072
- Kohn, N., Eickhoff, S. B., Scheller, M., Laird, A. R., Fox, P. T., Habel, U., et al. (2014). Neural network of cognitive emotion regulation—an ALE meta-analysis and MACM analysis. *Neuroimage* 87, 345–355. doi: 10.1016/j.neuroimage.2013.11.001
- Langner, R., Leiberg, S., Hoffstaedter, F., and Eickhoff, S. B. (2018). Towards a human self-regulation system: common and distinct neural signatures of emotional and behavioural control. *Neurosci. Biobehav. Rev.* 90, 400–410. doi: 10.1016/j.neubiorev.2018.04.022
- Latzman, R. D., and Masuda, A. (2013). Examining mindfulness and psychological inflexibility within the framework of Big Five personality. *Personal. Individual Differences* 55, 129–134. doi: 10.1016/j.paid.2013.02.019
- Leiner, D. (2014). SoSci survey (version 2.5.00). Computer Software.
- Lougheed, J. P., and Hollenstein, T. (2012). A limited repertoire of emotion regulation strategies is associated with internalizing problems in adolescence. *Soc. Dev.* 21, 704–721. doi: 10.1111/j.1467-9507.2012.00663.x
- Lovibond, P. F., and Lovibond, S. H. (1995). The structure of negative emotional states: comparison of the depression anxiety stress scales (DASS) with the beck depression and anxiety inventories. *Behav. Res. Ther.* 33, 335–343. doi: 10.1016/0005-7967(94)00075-u
- Moodie, C. A., Suri, G., Goerlitz, D. S., Mateen, M. A., Sheppes, G., McRae, K., et al. (2020). The neural bases of cognitive emotion regulation: the roles of strategy and intensity. *Cogn. Affect. Behav. Neurosci.* 20, 387–407. doi: 10.3758/s13415-020-00775-8
- Morawetz, C., Bode, S., Derntl, B., and Heekeren, H. R. (2017a). The effect of strategies, goals and stimulus material on the neural mechanisms of emotion regulation: a meta-analysis of fMRI studies. *Neurosci. Biobehav. Rev.* 72, 111–128. doi: 10.1016/j.neubiorev.2016.11.014
- Morawetz, C., Bode, S., Baudewig, J., and Heekeren, H. R. (2017b). Effective amygdala-prefrontal connectivity predicts individual differences in successful emotion regulation. *Soc. Cogn. Affect. Neurosci.* 12, 569–585. doi: 10.1093/scan/nsw169
- Morawetz, C., Bode, S., Baudewig, J., Jacobs, A. M., and Heekeren, H. R. (2016). Neural representation of emotion regulation goals. *Hum. Brain Mapp.* 37, 600–620. doi: 10.1002/hbm.23053
- Nelis, D., Quoidbach, J., Hansenne, M., and Mikolajczak, M. (2011). Measuring individual differences in emotion regulation: the emotion regulation profile-revised (Erp-R). *Psychol. Belgica* 51, 49–91. doi: 10.5334/pb-51-1-49
- Nilges, P., and Essau, C. (2015). Depression, anxiety and stress scales: DASS-A screening procedure not only for pain patients. *Schmerz* 29, 649–657. doi: 10.1007/s00482-015-0019-z
- Ochsner, K. N., and Gross, J. J. (2005). The cognitive control of emotion. *Trends Cogn. Sci.* 9, 242–249. doi: 10.1016/j.tics.2005.03.010
- Ochsner, K. N., Bunge, S. A., Gross, J. J., and Gabrieli, J. D. (2002). Rethinking feelings: an fMRI study of the cognitive regulation of emotion. *J. Cogn. Neurosci.* 14, 1215–1229. doi: 10.1162/089892902760807212
- Ochsner, K. N., Silvers, J. A., and Buhle, J. T. (2012). Functional imaging studies of emotion regulation: a synthetic review and evolving model of the cognitive control of emotion. *Ann. N Y Acad. Sci.* 1251, E1–E24. doi: 10.1111/j.1749-6632.2012.06751.x

- Poon, J. A., Thompson, J. C., and Chaplin, T. M. (2022). Task-based functional connectivity patterns: links to adolescent emotion regulation and psychopathology. *J. Affect. Disord.* 302, 33–40. doi: 10.1016/j.jad.2022.01.092
- Powers, J. P., and LaBar, K. S. (2019). Regulating emotion through distancing: a taxonomy, neurocognitive model and supporting meta-analysis. *Neurosci. Biobehav. Rev.* 96, 155–173. doi: 10.1016/j.neubiorev.2018.04.023
- Pruessner, L., Barnow, S., Holt, D. V., Joormann, J., and Schulze, K. (2020). A cognitive control framework for understanding emotion regulation flexibility. *Emotion* 20, 21–29. doi: 10.1037/emo0000658
- Rabinak, C. A., Macnamara, A., Kennedy, A. E., Angstadt, M., Stein, M. B., Liberzon, I., et al. (2014). Focal and aberrant prefrontal engagement during emotion regulation in veterans with posttraumatic stress disorder. *Depress. Anxiety* 31, 851–861. doi: 10.1002/da.22243
- Rammstedt, B., and John, O. P. (2007). Measuring personality in one minute or less: a 10-item short version of the big five inventory in english and german. *J. Res. Pers.* 41, 203–212. doi: 10.1016/j.jrp.2006.02.001
- Revelle, W. R. (2017). psych: Procedures for personality and psychological research. Software.
- Satorra, A., and Bentler, P. M. (2001). A scaled difference chi-square test statistic for moment structure analysis. *Psychometrika* 66, 507–514. doi: 10.1007/BF02296192
- Scheffel, C., Diers, K., Schonfeld, S., Brocke, B., Strobel, A., and Dörfel, D. (2019). Cognitive emotion regulation and personality: an analysis of individual differences in the neural and behavioral correlates of successful reappraisal. *Pers. Neurosci.* 2:e11. doi: 10.1017/pen.2019.11
- Schönbrodt, F. D., and Perugini, M. (2013). At what sample size do correlations stabilize? *J. Res. Pers.* 47, 609–612. doi: 10.1016/j.jrp.2013.05.009
- Schumacher, J., Leppert, K., Gunzelmann, T., Strauß, B., and Brähler, E. (2005). Die resilienzskala-ein fragebogen zur erfassung der psychischen widerstandsfähigkeit als personmerkmal. *Z. Klin. Psychol. Psychiatr. Psychother.* 53, 16–39.
- Schwarzer, R., and Jerusalem, M. (1995). Generalized self-efficacy scale. *Measur. Health Psychol.* 1, 35–37.
- Schwarzer, R., and Jerusalem, M. (2003). “SWE. Skala zur Allgemeinen Selbstwirksamkeitserwartung [Verfahrensdocumentation, Autorenbeschreibung und Fragebogen],” in *Leibniz-Institut für Psychologie (ZPID) (Hrsg.), Open Test Archive*. Trier: ZPID. doi: 10.23668/psycharchives.4515
- Sheppes, G., and Gross, J. J. (2011). Is timing everything? Temporal considerations in emotion regulation. *Pers. Soc. Psychol. Rev.* 15, 319–331. doi: 10.1177/1088868310395778
- Sheppes, G., Scheibe, S., Suri, G., Radu, P., Blechert, J., Gross, J. J., et al. (2014). Emotion regulation choice: a conceptual framework and supporting evidence. *J. Exp. Psychol. Gen.* 143, 163–181. doi: 10.1037/a0030831
- Simmons, J. P., Nelson, L. D., and Simonsohn, U. (2012). A 21 Word Solution. *Dialogue - The Official Newsletter of the Society for Personality and Social Psychology* 26, 4–7. doi: 10.2139/ssrn.2160588
- Southward, M. W., and Cheavens, J. S. (2017). Assessing the relation between flexibility in emotional expression and symptoms of anxiety and depression: the roles of context sensitivity and feedback sensitivity. *J. Soc. Clin. Psychol.* 36, 142–157. doi: 10.1521/jscp.2017.36.2.142
- Tamir, M. (2009). What do people want to feel and why?: Pleasure and utility in emotion regulation. *Curr. Dir. Psychol. Sci.* 18, 101–105. doi: 10.1111/j.1467-8721.2009.01617.x
- Taylor, S. F., and Liberzon, I. (2007). Neural correlates of emotion regulation in psychopathology. *Trends Cogn. Sci.* 11, 413–418. doi: 10.1016/j.tics.2007.08.006
- Thompson, R. A. (2011). Emotion and Emotion regulation: two sides of the developing coin. *Emot. Rev.* 3, 53–61. doi: 10.1177/1754073910380969
- Tibshirani, R. (2011). Regression shrinkage and selection via the lasso: a retrospective. *J. R. Stat. Soc. Series B-Stat. Methodol.* 73, 273–282. doi: 10.1111/j.2517-6161.1996.tb02080.x
- Troy, A. S., Ford, B. Q., Mcrae, K., Zorola, P., and Mauss, I. B. (2017). Change the things you can: emotion regulation is more beneficial for people from lower than from higher socioeconomic status. *Emotion* 17, 141–154. doi: 10.1037/emo0000210
- Troy, A. S., Shallcross, A. J., and Mauss, I. B. (2013). A person-by-situation approach to emotion regulation: cognitive reappraisal can either help or hurt, depending on the context. *Psychol. Sci.* 24, 2505–2514. doi: 10.1177/0956797613496434
- Visted, E., Vollestad, J., Nielsen, M. B., and Schanche, E. (2018). Emotion regulation in current and remitted depression: a systematic review and meta-analysis. *Front. Psychol.* 9:756. doi: 10.3389/fpsyg.2018.00756
- Wackerhagen, C., Veer, I., Erk, S., Torsten, S., Romanczuk-Seiferth, N., et al. (2018). Amygdala-prefrontal coupling as a marker for depression vulnerability, resilience and pathology. *Biol. Psychiatry* 83, S127–S129. doi: 10.1016/j.biopsych.2018.02.332
- Wackerhagen, C., Wstenberg, T., Mohnke, S., Erk, S., Veer, I. M., Kruschwitz, J. D., et al. (2017). Influence of familial risk for depression on cortico-limbic connectivity during implicit emotional processing. *Neuropsychopharmacology* 42, 1729–1738. doi: 10.1038/npp.2017.59
- Waugh, C. E., Thompson, R. J., and Gotlib, I. H. (2011). Flexible emotional responsiveness in trait resilience. *Emotion* 11, 1059–1067. doi: 10.1037/a0021786
- Weber, H., Loureiro de Assuncao, V., Martin, C., Westmeyer, H., and Geisler, F. C. (2014). Reappraisal inventiveness: the ability to create different reappraisals of critical situations. *Cogn. Emot.* 28, 345–360. doi: 10.1080/02699931.2013.832152
- Westphal, M., Seivert, N. H., and Bonanno, G. A. (2010). Expressive flexibility. *Emotion* 10, 92–100. doi: 10.1037/a0018420
- Xiu, L., Wu, J., Chang, L., and Zhou, R. (2018). Working memory training improves emotion regulation ability. *Sci. Rep.* 8:15012. doi: 10.1038/s41598-018-31495-2
- Conflict of Interest:** The authors declare that the research was conducted in the absence of any commercial or financial relationships that could be construed as a potential conflict of interest.
- Publisher’s Note:** All claims expressed in this article are solely those of the authors and do not necessarily represent those of their affiliated organizations, or those of the publisher, the editors and the reviewers. Any product that may be evaluated in this article, or claim that may be made by its manufacturer, is not guaranteed or endorsed by the publisher.
- Copyright © 2022 Gonzalez-Escamilla, Dörfel, Becke, Trefz, Bonanno and Groppa. This is an open-access article distributed under the terms of the Creative Commons Attribution License (CC BY). The use, distribution or reproduction in other forums is permitted, provided the original author(s) and the copyright owner(s) are credited and that the original publication in this journal is cited, in accordance with accepted academic practice. No use, distribution or reproduction is permitted which does not comply with these terms.