



Roots Mediate the Effects of Snowpack Decline on Soil Bacteria, Fungi, and Nitrogen Cycling in a Northern Hardwood Forest

Patrick O. Sorensen^{1,2*}, Jennifer M. Bhatnagar², Lynn Christenson³, Jorge Duran⁴, Timothy Fahey⁵, Melany C. Fisk⁶, Adrien C. Finzi², Peter M. Groffman^{7,8}, Jennifer L. Morse⁹ and Pamela H. Templer²

¹ Lawrence Berkeley National Laboratory, Climate and Ecosystem Sciences Division, Berkeley, CA, United States,

² Department of Biology, Boston University, Boston, MA, United States, ³ Biology Department, Vassar College,

Poughkeepsie, NY, United States, ⁴ Centre for Functional Ecology, University of Coimbra, Coimbra, Portugal, ⁵ Department

of Natural Resources, Cornell University, Ithaca, NY, United States, ⁶ Department of Biology, Miami University, Oxford, OH,

United States, ⁷ City University of New York Advanced Science Research Center at the Graduate Center, New York, NY,

United States, ⁸ Cary Institute of Ecosystem Studies, Millbrook, NY, United States, ⁹ Department of Environmental Science

and Management, Portland State University, Portland, OR, United States

OPEN ACCESS

Edited by:

Maria Alicja Niklińska,
Jagiellonian University, Poland

Reviewed by:

Zachary B. Freedman,
West Virginia University, United States
Christopher Blackwood,
Kent State University, United States

*Correspondence:

Patrick O. Sorensen
posorensen@lbl.gov

Specialty section:

This article was submitted to
Terrestrial Microbiology,
a section of the journal
Frontiers in Microbiology

Received: 06 December 2018

Accepted: 11 April 2019

Published: 30 April 2019

Citation:

Sorensen PO, Bhatnagar JM, Christenson L, Duran J, Fahey T, Fisk MC, Finzi AC, Groffman PM, Morse JL and Templer PH (2019) Roots Mediate the Effects of Snowpack Decline on Soil Bacteria, Fungi, and Nitrogen Cycling in a Northern Hardwood Forest. *Front. Microbiol.* 10:926. doi: 10.3389/fmicb.2019.00926

Rising winter air temperature will reduce snow depth and duration over the next century in northern hardwood forests. Reductions in snow depth may affect soil bacteria and fungi directly, but also affect soil microbes indirectly through effects of snowpack loss on plant roots. We incubated root exclusion and root ingrowth cores across a winter climate-elevation gradient in a northern hardwood forest for 29 months to identify direct (i.e., winter snow-mediated) and indirect (i.e., root-mediated) effects of winter snowpack decline on soil bacterial and fungal communities, as well as on potential nitrification and net N mineralization rates. Both winter snowpack decline and root exclusion increased bacterial richness and phylogenetic diversity. Variation in bacterial community composition was best explained by differences in winter snow depth or soil frost across elevation. Root ingrowth had a positive effect on the relative abundance of several bacterial taxonomic orders (e.g., Acidobacteriales and Actinomycetales). Nominally saprotrophic (e.g., Saccharomycetales and Mucorales) or mycorrhizal (e.g., Helotiales, Russalales, Thelephorales) fungal taxonomic orders were also affected by both root ingrowth and snow depth variation. However, when grouped together, the relative abundance of saprotrophic fungi, arbuscular mycorrhizal fungi, and ectomycorrhizal fungi were not affected by root ingrowth or snow depth, suggesting that traits in addition to trophic mode will mediate fungal community responses to snowpack decline in northern hardwood forests. Potential soil nitrification rates were positively related to ammonia-oxidizing bacteria and archaea abundance (e.g., Nitrospirales, Nitrosomondales, Nitrosphaerales). Rates of N mineralization were positively and

negatively correlated with ectomycorrhizal and saprotrophic fungi, respectively, and these relationships were mediated by root exclusion. The results from this study suggest that a declining winter snowpack and its effect on plant roots each have direct effects on the diversity and abundance of soil bacteria and fungal communities that interact to determine rates of soil N cycling in northern hardwood forests.

Keywords: elevation gradient, plant roots, soil N cycle, snowpack, soil bacteria and fungi

INTRODUCTION

Snowpack depth and duration are critical factors that determine winter soil temperature in mid-latitude temperate ecosystems (Zhang, 2005; Burakowski et al., 2008). The timing of snowpack onset, occurrence of episodic snow events, and total annual snowfall interact with air temperature to determine soil temperature during winter (Isard and Schaetzl, 1998; Henry, 2008; Kreyling and Henry, 2011). Climate models project that by the year 2100 rising air temperatures will reduce the depth of the winter snowpack by approximately 0.5 m and reduce the duration of snow cover by 10 to 20 days compared to a 1979–2008 baseline in the northeastern United States, as well as result in lower winter soil temperatures and an increased number of soil freeze-thaw events (Hayhoe et al., 2007; Campbell et al., 2010; Brown and DeGaetano, 2011). Soil bacteria and fungi are likely to play a pivotal role in the response of temperate forest ecosystems to reductions in the winter snowpack because these soil microbial communities are the principal decomposers of soil organic matter (SOM) and are known to be sensitive to changes in soil temperature (Frey et al., 2013; Pold et al., 2015). However, the relationship between loss of winter snow cover, the taxonomic distribution of soil bacteria and fungi, and potential connections to ecosystem functioning (e.g., soil nitrogen (N) cycling) are not well characterized.

Specific microbial functional groups strongly influence soil N cycling and the effect of winter snowpack loss on their abundance and distribution may be a significant constraint on forest ecosystem function (Isobe and Ohte, 2014). For example, if snowpack decline and increased winter soil freezing cause large reductions in the abundance of ammonia-oxidizing bacteria or archaea, this could have significant impacts on soil nitrification due to limited functional redundancy of this N cycling trait among bacterial lineages (Isobe and Ohte, 2014; Kuypers et al., 2018). Similarly, fungal functional groups that differ in carbon (C) acquisition strategy (e.g., saprotrophic fungi versus ecto- or arbuscular mycorrhizal fungi) produce different exoenzymes with distinct biochemical characteristics and substrate affinities that affect soil N mobilization (Hodge et al., 2001; Read and Perez-Moreno, 2003; Schneider et al., 2012). Thus, changes in the activity or abundance of different fungal functional groups has been shown to alter SOM or litter decomposition, nutrient turnover, and plant N assimilation (Gadgil and Gadgil, 1971; Hobbie and Högberg, 2012; Bodeker et al., 2014; Talbot et al., 2015).

Understanding the effect of declining winter snow depth on root-microbial interactions is also critical because the effect of snowpack reduction on plant roots is likely to lead to changes

in microbial community composition and functioning (Sorensen et al., 2016). Winter soil freezing is known to increase overwinter root mortality, damage roots, and decrease root nutrient uptake in the growing season (Comerford et al., 2013; Campbell et al., 2014; Sanders-DeMott et al., 2018; Reinmann and Templer, 2018). Root C exudates can increase the abundance and richness of both fungal and bacterial communities (De Graaff et al., 2010; Shi et al., 2011), so it is possible that reductions in C availability caused by soil freezing-induced mortality of roots will result in reductions in microbial diversity. On the other hand, root production is known to increase in growing seasons following winters with a smaller snowpack compared to ambient conditions (Tierney et al., 2001; Cleavitt et al., 2008; Sorensen et al., 2016) and this compensatory root growth may increase plant-microbe competition for nutrients or water. Hence, the response of soil microbial communities to snowpack decline is likely to be mediated by an interaction between snow-cover loss and its attending effect on plant roots via soil frost damage.

At the Hubbard Brook Experimental Forest (New Hampshire, United States), low elevation sites experience shallower winter snow cover, colder winter soil temperatures, and greater soil frost depth and duration compared to high elevation sites (Groffman et al., 2009). Soil N cycle process rates including N mineralization, nitrification, and denitrification have been found to increase with increased winter snow depth and duration along this elevation gradient (Durán et al., 2014; Morse et al., 2015; Sorensen et al., 2016). In addition, root biomass production has been observed to increase with greater soil frost at lower elevation sites (Sorensen et al., 2016). Here we ask if the observed relationships between soil N cycle process rates and winter snowpack depth and duration are associated with variation in bacterial and fungal communities? If so, do effects of snowpack loss on microbial communities interact with plant roots to mediate soil N cycle rates?

To address these questions, root ingrowth and root exclusion soil cores were incubated *in situ* for 29 months across an elevation gradient to determine the direct (e.g., winter snow- and soil frost-mediated) and indirect (e.g., root-mediated) effects of winter snowpack on soil bacterial and fungal communities, as well as on potential N mineralization and nitrification rates. Bacterial community diversity was hypothesized to be positively related to winter snow depth and duration. Bacterial and fungal community composition were also expected to co-vary with snow depth across the elevation gradient. Root exclusion was hypothesized to result in enrichment of saprotrophic fungi and reductions in mycorrhizal fungi and these trends were expected to increase in magnitude with declining winter snow depth. Lastly, we expected that soil N mineralization rates would be positively associated

with saprotrophic fungi and that soil nitrification rates would be positively related to the abundance of ammonia-oxidizing bacteria and archaea.

MATERIALS AND METHODS

Field Site Description

The Hubbard Brook Experimental Forest is located in the White Mountain National Forest in central New Hampshire, United States (43.56°N, 71.45°W). Elevation ranges from approximately 225 m to 1100 m. Maximum annual air temperature is 19°C, minimum annual air temperature is -9°C, and the mean annual temperature has increased by approximately 0.3°C per decade over the last 50 years (Hamburg et al., 2013). Annual precipitation is about 1200 mm, one-third of which occurs as snow (Bailey et al., 2003). Winter snowpack depth is 70–100 cm and winter soil frost depth ranges from 0 to 25 cm depth below the soil surface (Campbell et al., 2010). Over the last 50 years, winter snowpack depth has declined by 26 cm and the duration of winter snow cover has declined by four days per decade (Burakowski et al., 2008; Hamburg et al., 2013).

The soils at Hubbard Brook are acidic (pH 3.9 to 4.5) with an organic layer consisting of leaf-litter (O_i), a dense root-mat and decomposing organic material (O_e), and a nutrient rich humus layer (O_a) that extends 5 to 6.5 cm below the soil surface (Bohlen et al., 2001). The forest type at Hubbard Brook is northern hardwood forest, with dominant tree species including American beech (*Fagus grandifolia*), sugar maple (*Acer saccharum*), eastern hemlock (*Tsuga canadensis*) and yellow birch (*Betula alleghaniensis*). Red spruce (*Picea rubens*) and balsam fir (*Abies balsamea*) are also found above 740 m.

Winter Climate Gradient at Hubbard Brook

In this study we used six sites at Hubbard Brook that naturally varied in snowpack depth and duration, soil frost, and soil temperature during winter due to differences in elevation and aspect. The experimental design and site description have been described in detail previously (Durán et al., 2014, 2017; Fuss et al., 2016; Sorensen et al., 2016) and we only provide a brief description here. Three sites were on north-facing slopes at higher elevation (535, 555, and 595 m) and three sites were on south-facing slopes at lower elevation (375, 411, and 511 m). Because plant community type is a well-known driver of soil bacterial and fungal community structure and function (Classen et al., 2015), each site was located in forest stands dominated by *Acer saccharum* (sugar maple) which maximized sugar maple basal area (25–33.2 m² ha⁻¹) and minimized the basal area of other common tree species at Hubbard Brook (e.g., yellow birch 0.2–22.9 m² ha⁻¹, American beech 0.2–11.4 m² ha⁻¹, Schwarz et al., 2003). These sites also had similar soil characteristics (Durán et al., 2014; Sorensen et al., 2016). Sugar maple stands were chosen because sugar maple is an abundant tree species in northern hardwood forests, is sensitive to winter climate conditions, and has significant effects on soil

N cycling due to its leaf litter chemistry (Lovett and Mitchell, 2004; Auclair et al., 2010).

Starting in December 2010 and continuing through winter 2013, snow depth was measured using a Federal Snow Sampling Tube (Rickly Hydrological Company, Columbus, OH, United States) at bi-weekly intervals during winter. Soil frost depth was measured using methylene blue dye-filled frost tubes (Rickard and Brown, 1972). Snow depth and soil frost depth data are publicly available online <http://hubbardbrook.org/data/dataset.php?id=~136>. Soil volumetric water content and soil temperature at 5–10 cm depth were also measured continuously from December 2010 to November 2013 using Decagon 5TM combination probes and Decagon EM50 data-loggers.

Root Exclusion and Root Ingrowth Cores

Three 1 m × 2 m plots, separated by at least 50 m, were established at all six sites (6 sites × 3 plots per site = 18 plots total) in May 2011. Root exclusion and root ingrowth cores were incubated in all 18 plots (Sorensen et al., 2016). The root exclusion cores (5 cm diameter × 15 cm length) were constructed of nylon mesh (50 μm pore size) that excluded roots from growing into the soil core, but did not prevent hyphal ingrowth. The root ingrowth cores (5 cm diameter × 15 cm length) were constructed of nylon mesh (2 mm pore size) that allowed fine-roots to grow into the soil core. We did not use soil collected from one common location to fill the root cores. Rather, the cores were filled with soil that was collected from near each site and was hand-sorted in the field to remove roots, gravel, and coarse woody debris. The bottom 10 cm of each nylon core was filled with homogenized mineral soil (B-horizon), while the top 5 cm was packed with homogenized organic horizon soil (O_e/A) and packed to target field bulk density (Morse et al., 2015). Cores of each type (root exclusion and ingrowth) were installed in duplicate at all 18 plots along the gradient (6 sites × 3 replicate plots per site × 2 core types per plot × 2 duplicate cores per plot = 72 cores total). We harvested the cores in October 2013, 29 months after installation, in order to minimize the disturbance effect associated with the root core installation and to allow ample time for roots to colonize the root ingrowth cores ($n = 36$ exclusion and 36 ingrowth cores).

Soil Core Processing and Measurements of Root Biomass, Root Production, and N Transformation Rates

Organic horizon soil (0–5 cm below soil surface, see definition above) and mineral horizon soil (5–15 cm below soil surface) were removed from each core and kept separate during lab processing. A subsample of each soil type from each core was immediately stored at -80°C for DNA extraction and subsequent microbial community analyses. Fine roots (< 2 mm) were removed using forceps and root biomass (mg dry mass cm⁻³) was determined after drying for 48 h at 60°C. A subsample of each core was also dried at 60°C for 48 h to determine gravimetric water content. Potential nitrification and net N mineralization rates were determined on subsamples of these same soils in short-term lab incubations as described previously

(Sorensen et al., 2016). Briefly, 5 grams of soil were incubated over 14 days and then extracted in 30 mL 2 M potassium chloride. Potential net N mineralization and net nitrification rates were determined as the difference in the sum of NH_4^+ plus NO_3^- per unit dry soil (mineralization) or NO_3^- per unit dry soil (nitrification) between Day 1 and 14 and divided by the length of the incubation (Sorensen et al., 2016).

Illumina Library Preparation, Sequencing, and Bioinformatics

Total soil DNA was extracted from three replicate subsamples of each soil sample (3 extractions x 144 soils total) using the Powersoil DNA Extraction Kit (MoBio, Carlsbad, CA, United States) following the manufacturer's instructions. Replicate soil DNA extracts were combined prior to PCR amplification for each soil core. We amplified both the hyper-variable V4 region of the 16S rRNA gene and the internal transcribed spacer region (ITS1) for identification of bacteria and archaea or fungi, respectively. Modified forward and reverse PCR primers for bacteria and archaea (518F-807) or (ITS1F-ITS2R) for fungi included the forward and reverse Illumina Nextera adapters. PCR amplification conditions were described in detail previously (Smith and Peay, 2014). PCR products were visualized on agarose by staining the amplicons with SYBR green and purified using Solid-Phase Reversible Immobilization (SPRI) paramagnetic beads (DeAngelis et al., 1995; Fisher et al., 2011). Purified PCR products were quantified using the Qubit hs-DS-DNA kit (Invitrogen, Carlsbad, CA, United States) and pooled in equimolar concentrations to create one 16S rDNA bacterial and one ITS rDNA sequencing library. The 16S rDNA and ITS rDNA libraries were sequenced together on a single lane for 250 bp paired-end Illumina Miseq sequencing completed at the Tufts University Genomics Core Facility (Boston, MA, United States).

Reads were trimmed at both the 5' and 3' end to the distal sequence priming site using CutAdapt v1.9.1 (Martin, 2012). Additional low quality regions, defined as base quality encoding below PHRED-33, were also removed from each end of the sequence (up to a maximum of 20 bp) using Trimmomatic v0.35 (Bolger et al., 2014). Reads were paired using USEARCH v7.0 (Edgar, 2010). Paired 16S reads (total = 4.5 million paired reads) averaged 250 bp and paired ITS reads (total = 2.7 million paired reads) averaged 226 bp. We used USEARCH to cluster operational taxonomic units (i.e., OTUs) at 97% similarity and to detect and filter out chimeras and singletons. 16S reads clustered into 6345 OTUs (including both bacteria and archaea) and ITS reads clustered into 1479 fungal OTUs. Taxonomy was assigned to OTUs using the `assign_taxonomy.py` command in QIIME v1.9.0 (Caporaso et al., 2010b) by referencing the Greengenes database (release 13_5) for bacterial and archaea OTU taxonomy assignment or the UNITE database (v7.0) for fungal OTU taxonomy assignment (Koljal et al., 2005; DeSantis et al., 2006). For 16S sequences, multiple sequence alignment was performed using the PyNAST algorithm and a phylogenetic tree was generated to calculate Faith's phylogenetic diversity (Caporaso et al., 2010a). Because sampling depth influences abundance based metrics of α -diversity (Gotelli and Colwell,

2001), we rarefied reads to even sampling depth prior to calculating bacterial OTU richness and phylogenetic diversity. Sequencing depth is also known to affect abundance-based measures of β -diversity (McMurdie and Holmes, 2014), so we normalized OTU tables using a cumulative sum scaling method prior to calculating Bray-Curtis distance matrices, which were used in β -diversity analyses (e.g., permANOVA, db-RDA see below; Paulson et al., 2013). Fungal OTUs were also assigned to functional guilds by comparing fungal OTU taxonomic assignments to annotated databases using FUNguild v1.0 (Nguyen et al., 2016). Functional guilds were assigned to 497 OTUs out of 1299 fungal operational taxonomic units (OTUs) in the organic soil horizon and to 607 out of 1479 OTUs in the mineral soil horizon.

Statistical Analysis

All statistical analyses were conducted using R v. 3.2.0 (R Core Team, 2010). Bacterial and fungal community composition responses to the effect of elevation, root ingrowth, and their interaction were determined by permutational analysis of variance (permANOVA, permutations $n = 999$) using the using the R package 'vegan' (Oksanen et al., 2011). Permutations were restricted by plot as a random-effect in each model. The variance explained by the permANOVA provided a benchmark for variance that could be explained by the categorical variables elevation, root core type, or their interaction. We sought to also test, partition, and attribute the elevation or core type effects among continuous winter climate variables (snow or soil frost), soil microclimate (soil temperature or moisture), or standing root biomass by utilizing distance-based redundancy analysis (db-RDA, permutations $n = 999$). Snow depth and duration or frost depth and duration were converted into a continuous single variable by calculating the integral of the relationship between time (days) and snow (cm) using the R package 'pracma' (Borchers, 2011) prior to running the model. Because some predictors were correlated, the db-RDA were performed as univariate models and adjusted R² was calculated against a null intercept model.

Bacterial or fungal alpha-diversity and abundance were analyzed with a similar rationale to community composition; first, we explored relationships to elevation, root core type, and their interaction and then determined correlations with soil microclimate or root biomass. Bacterial or fungal richness or phylogenetic diversity responses to effects of snow depth and root ingrowth were determined using linear-mixed effects models with plots as the random effect in the model using the R package 'nlme' (Pinheiro et al., 2016). Marginal R² values were calculated as the amount of variation accounted for by the fixed-effects either root core type or snow depth and duration divided by the total model variance (Nakagawa and Schielzeth, 2013). Correlations between microbial functional groups and N cycle process rates were similarly determined using linear mixed-effects models with plot as the random effect in the model. The effect of root ingrowth and snow depth on the relative abundance of bacterial and fungal taxonomic orders or fungal functional groups were determined using generalized linear models with a binomial error distribution and log-link function.

RESULTS

Winter Snow and Soil Frost Variation

Winter snow depth was negatively related to soil frost depth in the organic horizon ($R^2 = 0.86$, $P \leq 0.001$; **Supplementary Figure 1a**). Frost depth in the mineral soil horizon (> 5 cm below the surface) declined exponentially as snow depth increased from low to high elevation sites (**Supplementary Figure 1b**). Average monthly volumetric water content ranged across elevation from approximately $0.25 \text{ m}^3 \text{ H}_2\text{O m}^{-3}$ soil to $0.52 \text{ m}^3 \text{ H}_2\text{O m}^{-3}$ soil (**Supplementary Figure 1c**). Average monthly soil temperature differed across elevation during the early part of the growing season (i.e., April to May), while differences in soil temperature among sites were subtler from May through September (**Supplementary Figure 1d**). Soil physical and chemical properties (e.g., bulk density, soil and root C:N) did not differ among root ingrowth and exclusion cores or elevation at the time the root cores were collected for microbial community characterization (**Table 1** and **Supplemental Table 2**).

Effect of Root Ingrowth and Winter Snowpack on Bacterial and Fungal Composition and Diversity

Root exclusion was associated with increases in bacterial richness (Core Type $P = 0.007$) and phylogenetic diversity (Core Type $P = 0.004$) in the organic horizon (**Figure 1A**). Bacterial richness and phylogenetic diversity also increased with lower snow depth across the elevation gradient in the organic horizon. In the mineral soil horizon, root exclusion likewise led to increases in bacterial richness and phylogenetic diversity, but there was no relationship between snow depth and bacterial richness or phylogenetic diversity (**Figure 1B**). Elevation was significantly correlated with bacterial community structure in the organic ($R^2 = 0.42$) and mineral soil horizons ($R^2 = 0.50$, **Supplemental Table 1**, **Supplementary Figures 2a,b**). Snow depth and soil frost explained 14 or 17% (i.e., distance based redundancy adjusted R^2 ; **Table 2**, **Supplementary Figures 2a,b**) of the variation in bacterial composition in the organic horizon and 8% and 14% of the variation in bacterial community composition in the mineral soil horizon.

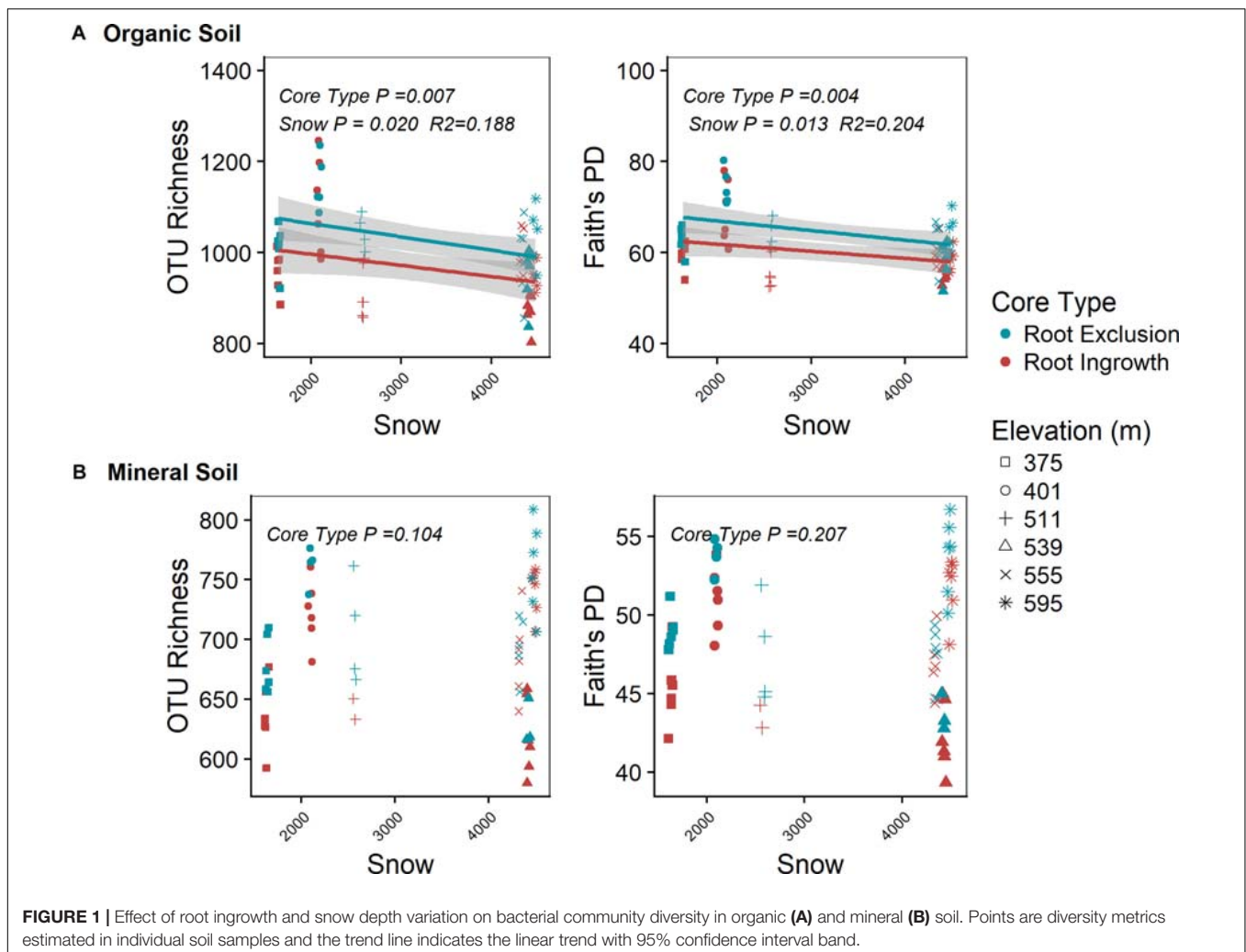


TABLE 1 | Physical and chemical soil characteristics of root exclusion and root ingrowth cores.

Soil Type	Response Variable	Root Exclusion		Root Ingrowth	
		Median	IQR	Median	IQR
Organic	Bulk Density	0.13	0.1–0.2	0.14	0.1–0.2
	Soil C:N Ratio	18.9	17.4–19.9	18.6	17.3–20.3
	Root C:N Ratio	24.8	21.9–27.5	24.1	22.3–26.4
	Gravimetric Water	1.9	1.4–2.3	1.3	0.6–1.9
Mineral	Bulk Density	0.22	0.2–0.3	0.24	0.2–0.3
	Soil C:N Ratio	18.4	14.1–20.2	17.70	14.9–20.8
	Root C:N Ratio	31.5	28.5–35.3	25.70	23.5–27.8
	Gravimetric Water	0.6	0.4–0.7	0.5	0.2–0.6

(Units - bulk density = g dry soil cm⁻³, gravimetric water = g H₂O g soil⁻¹, IQR – interquartile range).

TABLE 2 | Adjusted R² determined by distance-based redundancy analysis (db-RDA, permutation n = 999).

Predictor	Bacterial Organic	Bacterial Mineral	Fungal Organic	Fungal Mineral
	Adjusted R ²	Adjusted R ²	Adjusted R ²	Adjusted R ²
Snow AUC	0.14**	0.08**	0.14**	0.11**
Frost AUC	0.18**	0.14**	0.14**	0.00
Root Biomass	0.00	0.00	0.39**	0.40**
Soil Temperature	0.06**	0.08**	0.11**	0.10
Volumetric Water	0.17**	0.18**	0.01	0.01
Gravimetric Water	0.04**	0.18**	0.12**	0.03

Response variable was a dissimilarity matrix for bacterial or fungal communities sampled from organic or mineral soil horizons along the elevation and natural winter climate gradient. *P < 0.05, **P < 0.01, ***P < 0.001.

Root exclusion did not have a significant effect on the relative abundance of saprotrophic, arbuscular mycorrhizal, or ectomycorrhizal fungi in either the organic or mineral soil horizons (Figures 2A,B P > 0.05, Supplementary Figure S3). By contrast, the relative abundance of ericoid mycorrhizal fungi was greater in root exclusion compared to root ingrowth cores in the organic horizon (Figure 2A) and decreased with decreasing snow depth in both organic and mineral soil horizons (Figures 2A,B).

Root Influence on the Abundance of Select Bacterial and Fungal Lineages

Root exclusion led to consistently lower relative abundance of bacteria in the orders Acidobacteriales, Actinomycetales, and Ellin6513 in both the organic (Figure 3A) and mineral soil horizons (Figure 3B). Similarly, Burkholderiales and Xanthomonadales relative abundance was lower in root exclusion compared to root ingrowth cores, but only in the organic horizon (Figure 3A). By contrast, relative abundance of bacteria in the order Legionellales increased in root exclusion compared to root ingrowth cores across elevation in both organic and mineral soil horizons (Figures 3A,B). The relative abundance of all common

bacterial orders (i.e., mean relative abundance > 0.05%) is shown in Supplementary Figure S4.

Fungal community responses to root exclusion and snowpack variation were subtle. The relative abundance of only three fungal orders (Russulales, Trechisporales, and Venturiales) were affected by root exclusion in the organic horizon (Figure 4A) and two fungal orders (Sebacinales and Thelephorales) were affected by root ingrowth in the mineral soil horizon (Figure 4B). Similar to the bacterial community, elevation was a significant correlate of fungal community structure in both soil horizons (organic R² = 0.24, mineral R² = 0.35, Supplementary Table 1 and Supplementary Figures 2c,d). In contrast to the bacterial community, standing root biomass accounted for a significant amount of the variation in fungal community composition in both organic (adjusted R² = 0.39) and mineral soil horizons (adjusted R² = 0.40) whereas winter snow and soil frost were less important drivers of fungal community composition compared to standing root biomass (Table 2).

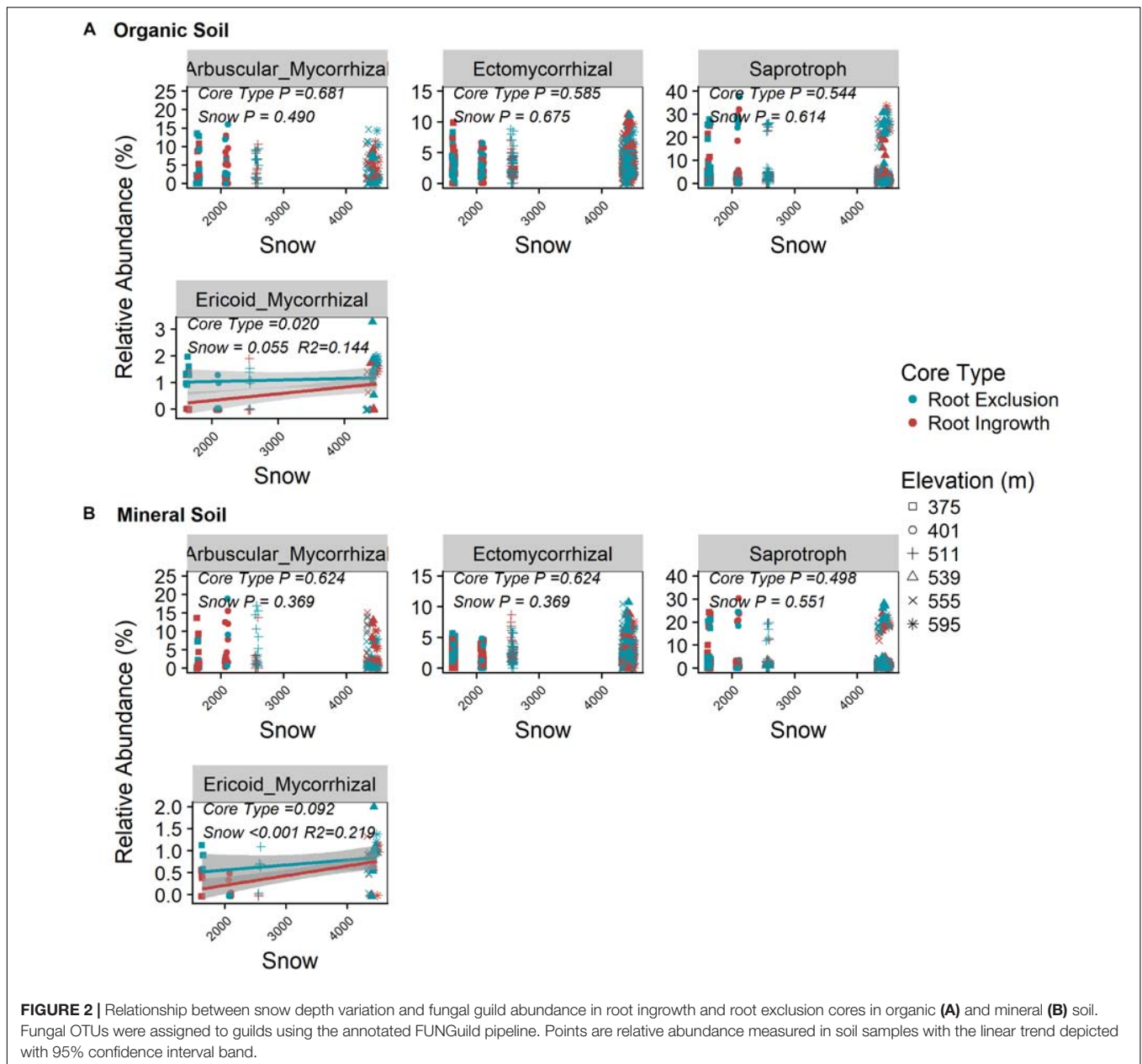
Winter Snowpack Effects on Bacterial and Fungal Lineages

Snow depth and duration were positively related to the relative abundance of seven bacterial orders in the organic horizon (Figure 5A) and five bacterial orders in the mineral soil horizon (Figure 5B). The positive relationship between relative abundance and snow depth was observed in both organic and mineral soil horizons for the bacterial orders Ellin329, Rhizobiales, and Rhodospirillales. In addition, a significant interaction between root ingrowth and snow depth was observed for Bdellovibrionales abundance in the organic horizon (Figure 5A). Gemmatales abundance increased with declining snow depth in both organic and mineral soil horizons (Figure 5B). Ammonia-oxidizing archaea belonging to the order Nitrososphaerales and bacterial members of the Nitrosomonadales declined with decreasing snow depth in the mineral soil horizons (Figure 5B).

Snowpack depth and duration were positively related to Russulales abundance in the organic horizon (Figure 6A) and to the relative abundance of Sebacinales in the mineral soil horizon (Figure 6B). The relative abundance of members of the Helotiales and Mucorales increased with decreasing winter snow in the organic horizon (Figure 6A) as did the relative abundance of Boletales, Glomerales, Sacchormycetales, Mucorales, and Thelephorales in the mineral soil horizon (Figure 6B). The relative abundance of all common fungal genera with associated guild assignment (i.e., mean relative abundance > 0.05%) is shown in Supplementary Figure S5.

Microbial Functional Groups and Potential Soil N Cycling Rates Across the Elevation Gradient

Microbial functional group abundance was related to potential soil N cycling rates in the organic soil horizon only (Figure 7). Root ingrowth interacted with the relative abundance of ectomycorrhizae to increase net N mineralization rates, which was greater at high elevation with more snow compared to

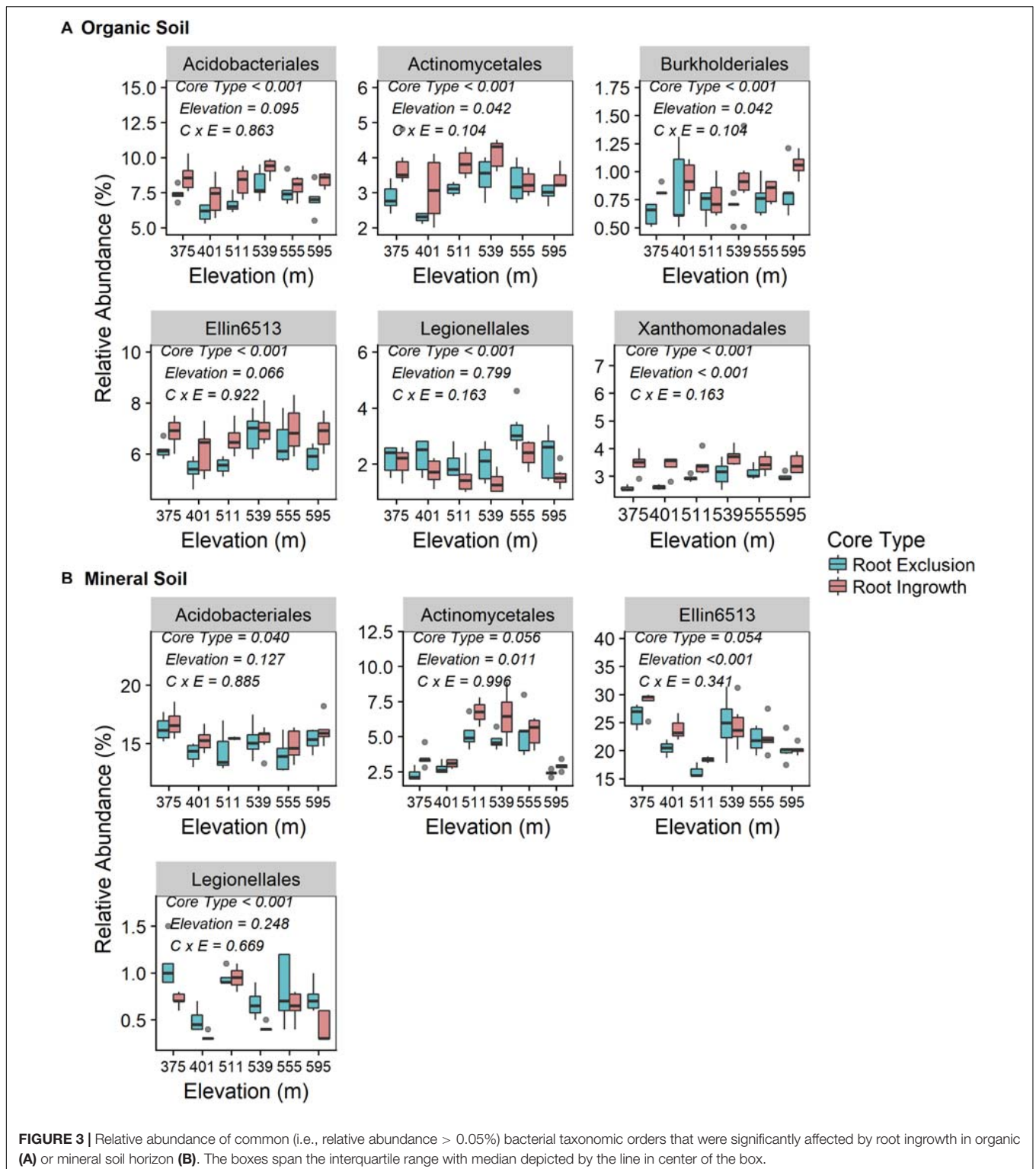


low elevation sites with less snow (Figure 7). Conversely, low net N mineralization rates at sites with less snow was inversely related to saprotroph abundance. Potential net N nitrification rates were positively related to the relative abundance of ammonia-oxidizing taxa (e.g., Nitrospirales, Nitrosomonadales, Nitrospiraerales), was higher in root exclusion compared to root ingrowth cores, and decreased with declining depth and duration of the winter snow cover.

DISCUSSION

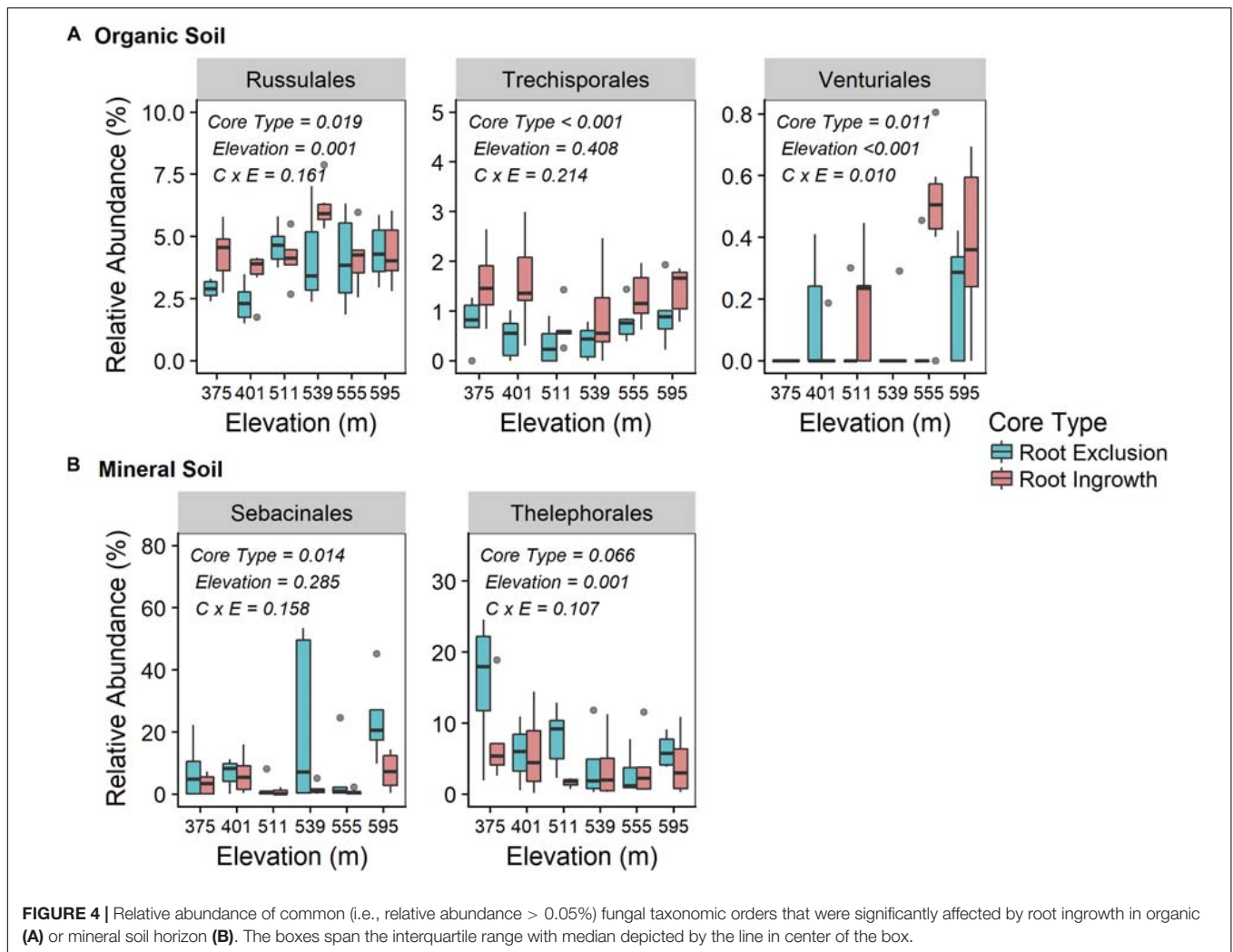
A decline in winter snowpack depth and duration has increased the incidence of winter soil freezing in many mid-latitude

ecosystems (Henry, 2008; Brown and DeGaetano, 2011; Kreyling and Henry, 2011). In addition, winter soil frost damage to tree roots is known to increase dissolved N in soil solution (Fitzhugh et al., 2001; Tierney et al., 2001; Campbell et al., 2014; Sanders-DeMott et al., 2018). In this study, we found that both root exclusion and a smaller winter snowpack increased bacterial richness and phylogenetic diversity and ericoid mycorrhizal abundance, but the relative abundance of saprotrophic fungi, arbuscular mycorrhizae, or ectomycorrhizal fungi was not related to root exclusion nor winter snow. In addition, root exclusion had a direct negative effect on the relative abundance of several bacterial taxonomic orders, which was typically consistent across elevation zones and in different soil horizons. Although root exclusion did have some effects on fungal taxonomic relative



abundance, the effect was less consistent for fungi compared to bacteria and was not consistent across soil horizons. Variation in bacterial community composition was best explained by elevation and a relationship with winter snow depth. By contrast, fungal community composition variation among sites was best

explained by standing root biomass. We observed that potential soil N mineralization rates were related to saprotrophic and ectomycorrhizal abundance, while soil nitrification rates were related to the abundance of ammonia-oxidizing bacteria and archaea. Altogether, the results from this study suggest that a

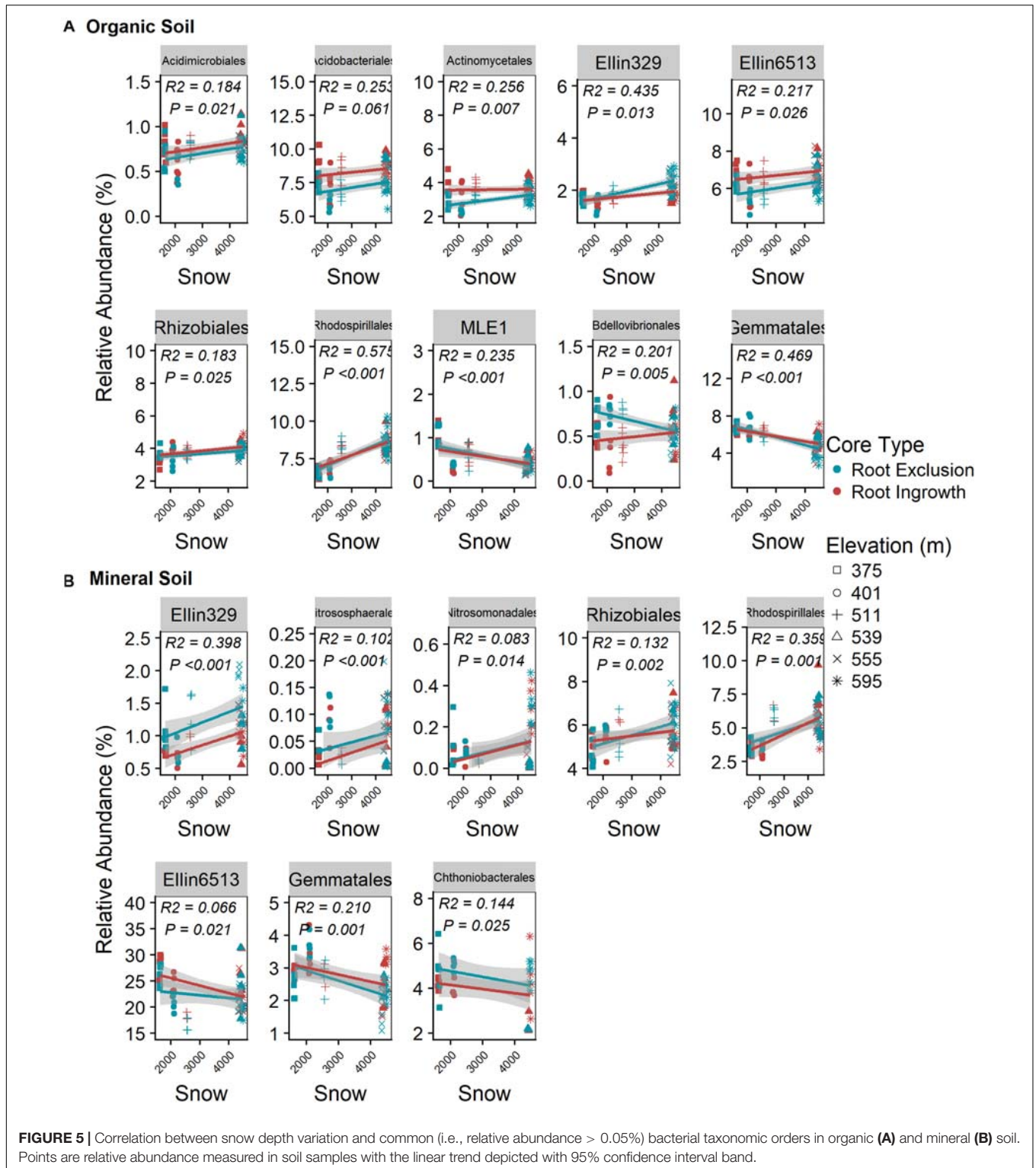


declining winter snowpack and its effect on plant roots each impact the diversity and abundance of soil bacteria and fungi that can interact to determine rates of soil N cycling in northern forest ecosystems.

Annual aboveground production (ANPP) at our mid-elevation site (511 m) is higher (716–770 g m⁻² yr⁻¹) compared to the lower elevation and higher elevation sites used in this study (609–662 g m⁻² yr⁻¹, Fahey et al., 2005). Thus, the bacterial and fungal community responses to elevation that we observed are unlikely to be due to differences in ANPP across the sites used in our study. Moreover, snow depth and duration and soil N cycle rates generally increase linearly and positively from low to high elevation sites (Bohlen et al., 2001; Durán et al., 2014; Sorensen et al., 2016). In addition, sugar maple is a tree species known to have significant effects on soil N cycling due to its leaf litter chemistry (Lovett and Mitchell, 2004). We controlled for this important tree species effect by maximizing sugar maple basal area and minimizing the basal area of other common species across our six sites (Schwarz et al., 2003). It is possible that other factors that co-vary with elevation (e.g., % soil organic matter, root production) or aspect (e.g., growing season length)

may account for some of the variation in microbial community responses that could not be attributed to elevation or winter climate in our analysis (Richardson et al., 2006; Morse et al., 2015; Sorensen et al., 2016).

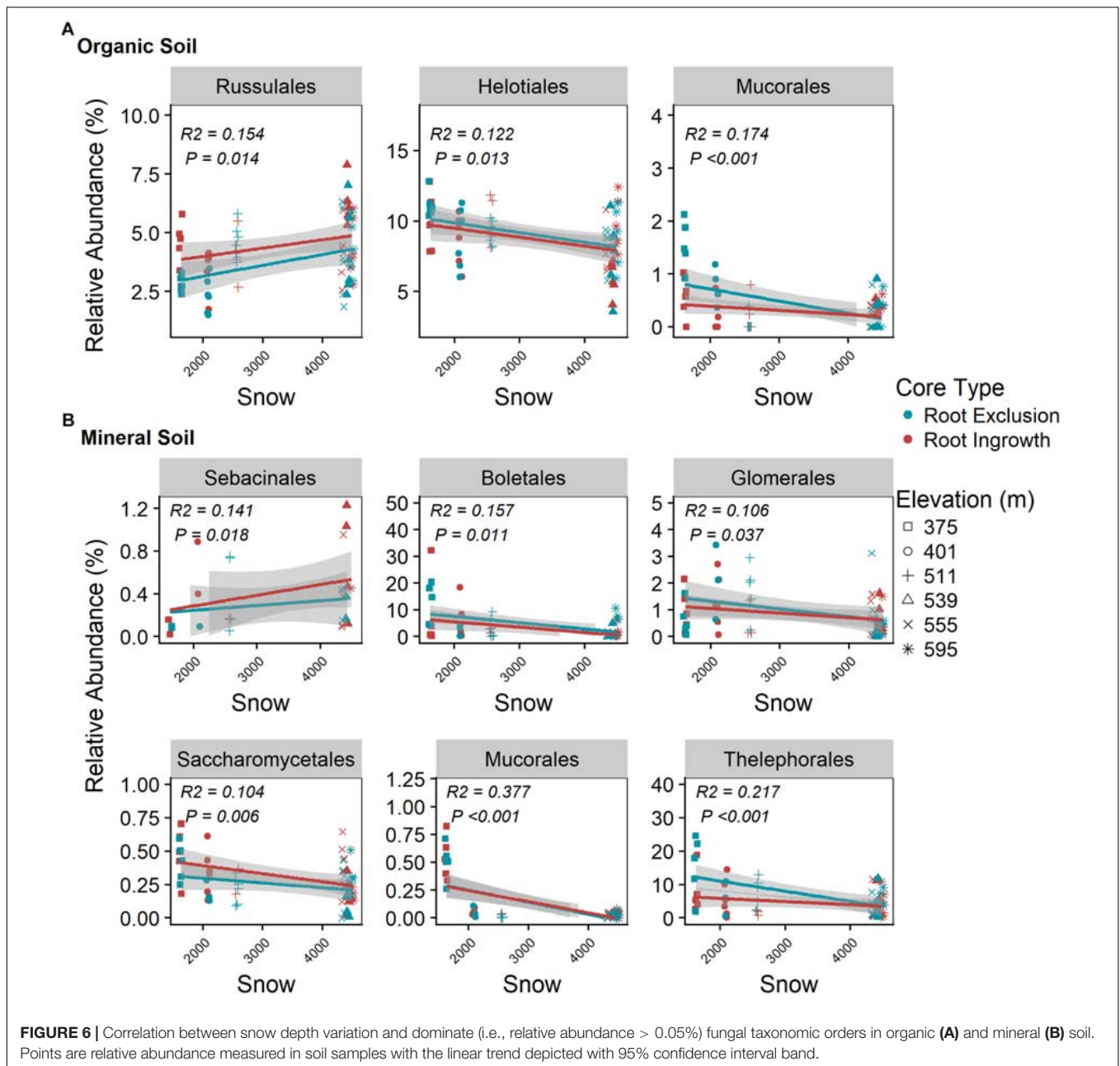
Root exclusion led to a few unexpected trends in bacterial and fungal diversity. The presence of roots decreased bacterial richness and phylogenetic diversity, while root exclusion had few observable effects on the relative abundance of fungal functional guilds. One explanation for higher bacterial diversity in soils without roots is that there was a trend for gravimetric water content to be higher in the root exclusion compared to the root ingrowth cores in the organic horizon (Table 1) and increased water availability in soil is known to increase bacterial community diversity (Cruz-Martinez et al., 2009; Castro et al., 2010; Sorensen et al., 2013). Consequently, lower bacterial diversity in the root ingrowth cores may have been in part due to decreased soil moisture as a result of increased root water uptake by plants. In support of this hypothesis, the abundance of some drought-tolerant bacteria (e.g., Actinomycetales, Evans et al., 2014) was consistently greater in root ingrowth compared to root exclusion cores. Proliferation of rhizosphere specialists may have also led



to lower bacterial diversity in root ingrowth compared to root exclusion cores.

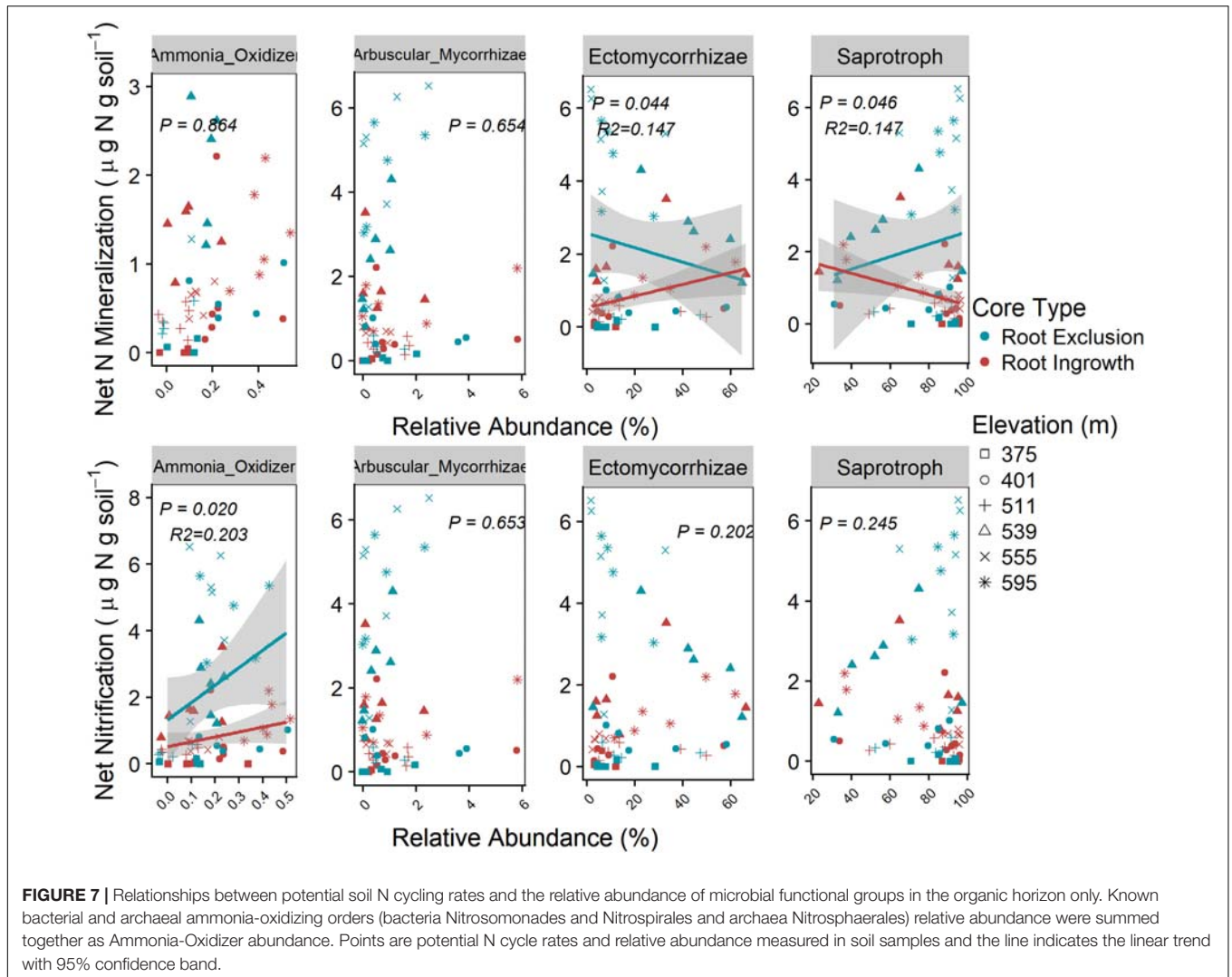
We observed some root ingrowth and snow depth effects on fungal taxonomic orders that are nominally saprotrophic (e.g., Sacharomycetales, Mucorales) or mycorrhizal (e.g., Russalales,

Glomerales, Thelephorales), but the lack of a widespread root ingrowth effect on fungal functional guilds suggests that other traits or trait complexes, in addition to carbon acquisition strategy, mediate fungal functional group distributions at our field site. The seasonal timing of our sampling also has some



implications for the inferences we can draw about the impact of snow and soil frost on soil fungal communities. We sampled after plant senescence in October 2013, a period when tree C allocation belowground is likely to be at annual minima (Abramoff and Finzi, 2016), potentially affecting the root-associated fungal communities that we observed. For example, sugar maple associates primarily with arbuscular mycorrhizal fungi and AMF root-colonization, abundance, and biomass are likely to be highest during periods of higher plant C allocation belowground in mid-summer (Mandyam and Jumpponen, 2008; Soudzilovskaia et al., 2015) whereas saprotroph abundance would be expected to increase following root senescence (Fisk et al., 2011).

Ericoid mycorrhizal fungi were a fungal functional guild that showed a consistent and positive association with snow depth, with higher abundance at high elevation sites with more winter snow. The ericoid mycorrhizal community was mainly composed of three fungal genera (*Rhizoscyphus*, *Sebaciniales*, and *Leptodontidium*) that are known to colonize the roots of orchids (Nguyen et al., 2016). Cleavitt et al. (2017) recently observed that two round-leaved orchid species (*Platanthera orbiculate* and *P. macrophylla*) at Hubbard Brook may be experiencing a population bottleneck evidenced by a higher proportion of orchids at adult-compared to juvenile life-stages as well as low juvenile survivorship. Seed establishment and juvenile survivorship of orchids during early mycoheterotrophic



life-stages are known to be highly dependent on close association with the fungal symbiont (McCormick et al., 2018), and the results from our study suggest the distribution of these fungal symbionts will decline with future reductions in winter snow depth at Hubbard Brook.

The results from our study provide novel evidence that observed gradients in soil N cycling with elevation in a northern forest are linked to a direct effect of winter climate on tree roots, as well as indirect, root-mediated effects on bacterial N cycle functional groups, such as ammonia-oxidizing bacteria or archaea (e.g., Nitrospirales, Nitrosomonadales, and Nitrosphaerales). Consequently, future reductions in winter snowpack depth can be expected to reduce soil nitrification rates directly by reducing ammonia-oxidizing bacteria or archaea abundance. We also observed significant declines in net N mineralization rates as ectomycorrhizal abundance declined and saprotrophic fungi increased, trends that were driven by reductions in winter snow depth. These patterns may have ecosystem-level implications and consequences for tree N acquisition for species such as sugar maple,

which preferentially acquire N in the form of ammonium (Templer and Dawson, 2004). Thus, reduced ammonium supply may limit tree productivity in a future with less winter snow. On the other one hand, increased root production due to winter frost damage may offset a reduction in N supply if increased root production increases root N uptake capacity (Sorensen et al., 2016), and these contrasting outcomes warrant further investigation.

CONCLUSION

Because plant roots exert significant influence on both soil bacterial and fungal microbial community composition and structure, incorporating a root-microbial interaction perspective into winter climate change research will lead to a broader understanding of the effect of snowpack decline on northern hardwood forests. Here we provide new evidence that as winter air temperature continues to increase in coming decades, we should expect that plant roots will mediate the response of soil

microbial communities to winter snow loss in northern forest ecosystems. Specifically, should winter snow cover continue to decline as projected, our results suggest that the capacity of these soils to mobilize N could be compromised due to the negative effect of soil frost on soil bacteria, archaea and fungi, and that these effects will be driven by both direct effects of snowpack and indirect effects mediated by frost damage to plant roots.

AUTHOR CONTRIBUTIONS

PS, AF, and PT conceived of this contribution to the winter climate gradient study at Hubbard Brook that was originally developed and implemented by PG, TE, JD, JM, LC, MF, and PT. The data collection and analysis were performed by PS (primarily), PG, JD, and JM (soil microclimate), and PS and JB (bioinformatics). The manuscript was written primarily by PS and PT and all authors contributed to refining the text.

FUNDING

Funding for this study was provided by a student award from the Boston University Biogeoscience program and from the National Science Foundation (NSF-DDIG DEB-1406521, NSF DEB-1149929, 1406521, 1114804, and 1637685). PS was in part supported by the Watershed Function Scientific Focus Area funded by the U.S. Department of Energy, Office of Science, Office of Biological and Environmental Research under Award Number DE-AC02-05CH11231. JD acknowledges support from the Fundação para Ciência e Tecnologia (IF/00950/2014). Hubbard Brook is a Long-Term Ecological Research site

REFERENCES

- Abramoff, R. Z., and Finzi, A. C. (2016). Seasonality and partitioning of root allocation to rhizosphere soils in a midlatitude forest. *Ecosphere* 7:e01547. doi: 10.1002/ecs2.1547
- Auclair, A. N. D., Heilman, W. E., and Brinkman, B. (2010). Predicting forest dieback in Maine, USA: a simple model based on soil frost and drought. *Can. J. For. Res.* 40, 687–702. doi: 10.1139/x10-023
- Bailey, A. S., Hornbeck, J. W., Campbell, J. L., and Eagar, C. (2003). *Hydrometeorological Database for Hubbard Brook Experimental Forest: 1955–200*. General Technical Report, US Department of Agriculture, Newton Square, PA.
- Bodeker, I. T. M., Clemmensen, K. E., de Boer, W., Martin, F., Olson, A., and Lindahl, B. D. (2014). Ectomycorrhizal Cortinari species participate in enzymatic oxidation of humus in northern forest ecosystems. *New Phytol.* 203, 245–256. doi: 10.1111/nph.12791
- Bohlen, P. J., Groffman, P. M., Driscoll, C. T., Fahey, T. J., and Siccama, T. G. (2001). Plant-soil-microbial interactions in a northern hardwood forest. *Ecology* 82, 965–978. doi: 10.1890/0012-9658(2001)082%5B0965%3Apsmiiia%5D2.0.co%3B2
- Bolger, A. M., Lohse, M., and Usadel, B. (2014). Trimmomatic: a flexible trimmer for Illumina sequence data. *Bioinformatics* 30, 2114–2120. doi: 10.1093/bioinformatics/btu170
- Borchers, H. W. (2011). *pracma: Practical Numerical Math Functions. R Package Version 0.3–0*.
- Brown, P. J., and DeGaetano, A. T. (2011). A paradox of cooling winter soil surface temperatures in a warming northeastern United States. *Agric. For. Meteorol.* 151, 947–956. doi: 10.1016/j.agrformet.2011.02.014

supported with funding from the National Science Foundation. This research is a contribution to the Hubbard Brook Ecosystem Study, administered by the USDA Forest Service, Northeast Forest Experiment Station, Radnor, Pennsylvania.

ACKNOWLEDGMENTS

We thank Don Buso and Tammy Wooster for collecting winter snow and soil frost depth measurements for this study. Logistical support to complete winter field work was graciously provided by Ian Halm and Nick Green of the US Forest Service at Hubbard Brook. Marc Andre Giasson, Stephanie Juice, Amy Werner, Jeff DaCosta and Maria Garcia each made invaluable contributions to planning and executing field work and lab analysis. Devin Leopold and Dylan Smith developed the protocol that we used for processing paired-end Illumina reads and we also greatly appreciate the helpful suggestions that Dylan Smith offered for preparing our sequencing libraries. Many undergraduate research assistants made significant contributions to this research including Philp Aquila, Taylor Barrow, Andrea Clause, Bridget Johnson, Jennifer Mceldoon, Emery Mokler, Blake Jardin, Nick Johnson, Richard Nakano, Calin Nicolescu, Huong Nhan, Kendra Rumbika, Ravi Singh, Myar Taha, Joe Ward, and Eric Wilczynski.

SUPPLEMENTARY MATERIAL

The Supplementary Material for this article can be found online at: <https://www.frontiersin.org/articles/10.3389/fmicb.2019.00926/full#supplementary-material>

- Burakowski, E. A., Wake, C. P., Braswell, B., and Brown, D. P. (2008). Trends in wintertime climate in the northeastern United States: 1965–2005. *J. Geophys. Res.* 113:D02117.
- Campbell, J. L., Ollinger, S. V., Flerchinger, G. N., Wicklein, H., Hayhoe, K., and Bailey, A. S. (2010). Past and projected future changes in snowpack and soil frost at the Hubbard Brook experimental forest, New Hampshire, USA. *Hydrol. Process.* 24, 2465–2480.
- Campbell, J. L., Socci, A. M., and Templer, P. H. (2014). Increased nitrogen leaching following soil freezing is due to decreased root uptake in a northern hardwood forest. *Glob. Chang. Biol.* 20, 2663–2673. doi: 10.1111/gcb.12532
- Caporaso, J. G., Bittinger, K., Bushman, F. D., DeSantis, T. Z., Andersen, G. L., and Knight, R. (2010a). PyNAST: a flexible tool for aligning sequences to a template alignment. *Bioinformatics* 26, 266–267. doi: 10.1093/bioinformatics/btp636
- Caporaso, J. G., Kuczynski, J., Stombaugh, J., Bittinger, K., Bushman, F. D., Costello, E. K., et al. (2010b). QIIME allows analysis of high-throughput community sequencing data. *Nat. Methods* 7, 335–336.
- Castro, H. F., Classen, A. T., Austin, E. E., Norby, R. J., and Schadt, C. W. (2010). Soil microbial community responses to multiple experimental climate change drivers. *Appl. Environ. Microbiol.* 76, 999–1007. doi: 10.1128/AEM.02874-09
- Classen, A. T., Sundqvist, M. K., Henning, J. A., Newman, G. S., Moore, J. A. M., Cregger, M. A., et al. (2015). Direct and indirect effects of climate change on soil microbial and soil microbial-plant interactions: what lies ahead? *Ecosphere* 6:130.
- Cleavitt, N. L., Berry, E. J., Hautaniemi, J., and Fahey, T. J. (2017). Life stages, demographic rates, and leaf damage for the round-leaved orchids, *Platanthera orbiculata* (Pursh.) Lindley and *P. macrophylla* (Goldie) P.M. Brown in a northern hardwood forest in New Hampshire, USA. *Botany* 95, 61–71. doi: 10.1139/cjb-2016-0164

- Cleavitt, N. L., Fahey, T. J., Groffman, P. M., Hardy, J. P., Henry, K. S., and Driscoll, C. T. (2008). Effects of soil freezing on fine roots in a northern hardwood forest. *Can. J. For. Res.* 38, 82–91. doi: 10.1093/treephys/tp0099
- Comerford, D. P., Schaberg, P. G., Templer, P. H., Soccia, A. M., Campbell, J. L., and Wallin, K. F. (2013). Influence of experimental snow removal on root and canopy physiology of sugar maple trees in a northern hardwood forest. *Oecologia* 171, 261–269. doi: 10.1007/s00442-012-2393-x
- Cruz-Martinez, K., Suttle, K. B., Brodie, E. L., Power, M. E., Andersen, G. L., and Banfield, J. F. (2009). Despite strong seasonal responses, soil microbial consortia are more resilient to long-term changes in rainfall than overlying grassland. *ISME J.* 3, 738–744. doi: 10.1038/ismej.2009.16
- De Graaff, M.-A., Classen, A. T., Castro, H. F., and Schadt, C. W. (2010). Labile soil carbon inputs mediate the soil microbial community composition and plant residue decomposition rates. *New Phytol.* 188, 1055–1064. doi: 10.1111/j.1469-8137.2010.03427.x
- DeAngelis, M. M., Wang, D. G., and Hawkins, T. L. (1995). Solid-phase reversible immobilization for the isolation of PCR products. *Nucleic Acids Res.* 23, 4742–4743. doi: 10.1093/nar/23.22.4742
- DeSantis, T. Z., Hugenholtz, P., Larsen, N., Rojas, M., Brodie, E. L., Keller, K., et al. (2006). Greengenes, a chimera-checked 16S rRNA gene database and workbench compatible with ARB. *Appl. Environ. Microbiol.* 72, 5069–5072. doi: 10.1128/aem.03006-05
- Durán, J., Morse, J. L., Groffman, P. M., Campbell, J. L., Christenson, L. M., Driscoll, C. T., et al. (2014). Winter climate change affects growing-season soil microbial biomass and activity in northern hardwood forests. *Glob. Chang. Biol.* 20, 3568–3577. doi: 10.1111/gcb.12624
- Durán, J., Morse, J. L., Rodríguez, A., Campbell, J. L., Christenson, L. M., Driscoll, C. T., et al. (2017). Differential sensitivity to climate change of C and N cycling processes across soil horizons in a northern hardwood forest. *Soil Biol. Biochem.* 107, 77–84. doi: 10.1016/j.soilbio.2016.12.028
- Edgar, R. C. (2010). Search and clustering orders of magnitude faster than BLAST. *Bioinformatics* 26, 2460–2461. doi: 10.1093/bioinformatics/btq461
- Evans, S. E., Wallenstein, M. D., and Burke, I. C. (2014). Is bacterial moisture niche a good predictor of shifts in community composition under long-term drought? *Ecology* 95, 110–122. doi: 10.1890/13-0500.1
- Fahey, T. J., Siccama, T. G., Driscoll, C. T., Likens, G. E., Campbell, J., Johnson, C. E., et al. (2005). The biogeochemistry of carbon at Hubbard Brook. *Biogeochemistry* 75, 109–176. doi: 10.1073/pnas.1404820111
- Fisher, S., Barry, A., Abreu, J., Minie, B., Nolan, J., Delorey, T. M., et al. (2011). A scalable, fully automated process for construction of sequence-ready human exome targeted capture libraries. *Genome Biol.* 12:R1. doi: 10.1186/gb-2011-12-1-r1
- Fisk, M. C., Fahey, T. J., Sobieraj, J. H., Staniec, A. C., and Crist, T. O. (2011). Rhizosphere disturbance influences fungal colonization and community development on dead fine roots. *Plant Soil* 341, 279–293. doi: 10.1007/s11104-010-0643-4
- Fitzhugh, R. D., Driscoll, C. T., Groffman, P. M., Tierney, G. L., Fahey, T. J., and Hardy, J. P. (2001). Effects of soil freezing disturbance on soil solution nitrogen, phosphorus, and carbon chemistry in a northern hardwood ecosystem. *Biogeochemistry* 56, 215–238.
- Frey, S. D., Lee, J., Melillo, J. M., and Six, J. (2013). The temperature response of soil microbial efficiency and its feedback to climate. *Nat. Clim. Chang.* 3, 395–398. doi: 10.1111/gcb.14281
- Fuss, C. B., Driscoll, C. T., Groffman, P. M., Campbell, J. L., Christenson, L. M., Fahey, T. J., et al. (2016). Nitrate and dissolved organic carbon mobilization in response to soil freezing variability. *Biogeochemistry* 131, 35–47. doi: 10.1007/s10533-016-0262-0
- Gadgil, R. L., and Gadgil, P. D. (1971). Mycorrhiza and litter decomposition. *Nature* 233:133. doi: 10.1038/233133a0
- Gotelli, N. J., and Colwell, R. K. (2001). Quantifying biodiversity: procedures and pitfalls in the measurement and comparison of species richness. *Ecol. Lett.* 4, 379–391. doi: 10.1046/j.1461-0248.2001.00230.x
- Groffman, P. M., Hardy, J. P., Fisk, M. C., Fahey, T. J., and Driscoll, C. T. (2009). Climate variation and soil carbon and nitrogen cycling processes in a Northern Hardwood forest. *Ecosystems* 12, 927–943. doi: 10.1007/s10021-009-9268-y
- Hamburg, S. P., Vadeboncoeur, M. A., Richardson, A. D., and Bailey, A. S. (2013). Climate change at the ecosystem scale: a 50-year record in New Hampshire. *Clim. Change* 116, 457–477. doi: 10.1007/s10584-012-0517-2
- Hayhoe, K., Wake, C. P., Huntington, T. G., Luo, L. F., Schwartz, M. D., Sheffield, J., et al. (2007). Past and future changes in climate and hydrological indicators in the US Northeast. *Clim. Dyn.* 28, 381–407. doi: 10.1007/s00382-006-0187-8
- Henry, H. A. L. (2008). Climate change and soil freezing dynamics: historical trends and projected changes. *Clim. Change* 87, 421–434. doi: 10.1007/s10584-007-9322-8
- Hobbie, E. A., and Högberg, P. (2012). Nitrogen isotopes link mycorrhizal fungi and plants to nitrogen dynamics. *New Phytol.* 196, 367–382. doi: 10.1111/j.1469-8137.2012.04300.x
- Hodge, A., Campbell, C. D., and Fitter, A. H. (2001). An arbuscular mycorrhizal fungus accelerates decomposition and acquires nitrogen directly from organic material. *Nature* 413, 297–299. doi: 10.1038/35095041
- Isard, S. A., and Schaetzl, R. J. (1998). Effects of winter weather conditions on soil freezing in southern Michigan. *Phy. Geogr.* 19, 71–94. doi: 10.1080/02723646.1998.10642641
- Isobe, K., and Ohte, N. (2014). Ecological perspectives on microbes involved in N-cycling. *Microb. Environ.* 29, 4–16. doi: 10.1264/jsme2.me13159
- Koljalg, U., Larsson, K. H., Abarenkov, K., Nilsson, R. H., Alexander, I. J., Eberhardt, U., et al. (2005). UNITE: a database providing web-based methods for the molecular identification of ectomycorrhizal fungi. *New Phytol.* 166, 1063–1068. doi: 10.1111/j.1469-8137.2005.01376.x
- Kreyling, J., and Henry, H. A. L. (2011). Vanishing winters in Germany: soil frost dynamics and snow cover trends, and ecological implications. *Clim. Res.* 46, 269–276. doi: 10.3354/cr00996
- Kuypers, M. M. M., Marchant, H. K., and Kartal, B. (2018). The microbial nitrogen-cycling network. *Nat. Rev. Microbiol.* 16:263. doi: 10.1038/nrmicro.2018.9
- Lovett, G. M., and Mitchell, M. J. (2004). Sugar maple and nitrogen cycling in the forests of eastern North America. *Front. Ecol. Environ.* 2:81–88. doi: 10.1007/s00442-009-1284-2
- Mandyam, K., and Jumpponen, A. (2008). Seasonal and temporal dynamics of arbuscular mycorrhizal and dark septate endophytic fungi in a tallgrass prairie ecosystem are minimally affected by nitrogen enrichment. *Mycorrhiza* 18, 145–155. doi: 10.1007/s00572-008-0165-6
- Martin, M. (2012). Cutadapt removes adapter sequences from high-throughput sequencing reads. *Bioinform. Act.* 17, 10–12.
- McCormick, M. K., Whigham, D. F., and Canchani-Viruet, A. (2018). Mycorrhizal fungi affect orchid distribution and population dynamics. *New Phytol.* 219, 1207–1215. doi: 10.1111/nph.15223
- McMurdie, P. J., and Holmes, S. (2014). Waste not, want not: why rarefying microbiome data is inadmissible. *PLoS Comput. Biol.* 10:e1003531. doi: 10.1371/journal.pcbi.1003531
- Morse, J. L., Duran, J., and Groffman, P. M. (2015). Soil denitrification fluxes in a northern hardwood forest: the importance of snowmelt and implications for ecosystem N budgets. *Ecosystems* 18, 520–532. doi: 10.1007/s10021-015-9844-2
- Nakagawa, S., and Schielzeth, H. (2013). A general and simple method for obtaining R² from generalized linear mixed-effects models. *Methods Ecol. Evol.* 4, 133–142. doi: 10.1093/sysbio/syy060
- Nguyen, N. H., Song, Z., Bates, S. T., Branco, S., Tedersoo, L., Menke, J., et al. (2016). FUNGuild: an open annotation tool for parsing fungal community datasets by ecological guild. *Fung. Ecol.* 20, 241–248. doi: 10.1016/j.funeco.2015.06.006
- Oksanen, J., Blanchet, F. G., Kindt, R., Legendre, P., O'Hara, R. B., Simpson, G. L., et al. (2011). *Vegan: Community Ecology Package. R Package Version, 1.17-10.*
- Paulson, J. N., Stine, O. C., Bravo, H. C., and Pop, M. (2013). Differential abundance analysis for microbial marker-gene surveys. *Nat. Methods* 10, 1200–1202. doi: 10.1038/nmeth.2658
- Pinheiro, J., Bates, D., Debroy, S., and Sarkar, S. (2016). *nlme: Linear and Non-Linear Mixed-Effects Models. R Package Version 3.1-126.*
- Pold, G., Melillo, J., and DeAngelis, K. M. (2015). Two decades of warming increases diversity of a potentially lignolytic bacterial community. *Front. Microbiol.* 6:480. doi: 10.3389/fmicb.2015.00480
- R Core Team (2010). *R: A Language and Environment for Statistical Computing.* Vienna: R Foundation for Statistical Computing.
- Read, D. J., and Perez-Moreno, J. (2003). Mycorrhizas and nutrient cycling in ecosystems - a journey towards relevance? *New Phytol.* 157, 475–492. doi: 10.1046/j.1469-8137.2003.00704.x

- Reinmann, A. B., and Templer, P. H. (2018). Increased soil respiration in response to experimentally reduced snow cover and increased soil freezing in a temperate deciduous forest. *Biogeochemistry* 140, 359–371. doi: 10.1007/s10533-018-0497-z
- Richardson, A. D., Bailey, A. S., Denny, E. G., Martin, C. W., and O’Keefe, J. O. (2006). Phenology of a northern hardwood forest canopy. *Glob. Chang. Biol.* 12, 1174–1188. doi: 10.1111/j.1365-2486.2006.01164.x
- Rickard, W., and Brown, J. (1972). Performance of a frost-tube for determination of soil freezing and thawing depths. *Soil Sci.* 113, 149–154. doi: 10.1097/00010694-197202000-00011
- Sanders-DeMott, R., Sorensen, P. O., Reinmann, A. B., and Templer, P. H. (2018). Growing season warming and winter freeze–thaw cycles reduce root nitrogen uptake capacity and increase soil solution nitrogen in a northern forest ecosystem. *Biogeochemistry* 137, 337–349. doi: 10.1007/s10533-018-0422-5
- Schneider, T., Keiblinger, K. M., Schmid, E., Sterflinger-Gleixner, K., Ellersdorfer, G., Roschitzki, B., et al. (2012). Who is who in litter decomposition? Metaproteomics reveals major microbial players and their biogeochemical functions. *ISME J.* 6, 1749–1762. doi: 10.1038/ismej.2012.11
- Schwarz, P. A., Fahey, T. J., and McCulloch, C. E. (2003). Spatial variation of tree species abundance in a forested landscape. *Ecology* 84, 1862–1878. doi: 10.1890/0012-9658(2003)084%5B1862%3Afcsvot%5D2.0.co%3B2
- Shi, S. J., Richardson, A. E., O’Callaghan, M., DeAngelis, K. M., Jones, E. E., Stewart, A., et al. (2011). Effects of selected root exudate components on soil bacterial communities. *FEMS Microbiol. Ecol.* 77, 600–610. doi: 10.1111/j.1574-6941.2011.01150.x
- Smith, D. P., and Peay, K. G. (2014). Sequence depth, not PCR replication, improves ecological inference from next generation DNA sequencing. *PLoS One* 9:e90234. doi: 10.1371/journal.pone.0090234
- Sorensen, P. O., Germino, M. J., and Feris, K. P. (2013). Microbial community responses to 17 years of altered precipitation are seasonally dependent and coupled to co-varying effects of water content on vegetation and soil C. *Soil Biol. Biochem.* 64, 155–163. doi: 10.1016/j.soilbio.2013.04.014
- Sorensen, P. O., Templer Pamela, H., Christenson, L., Duran, J., Fahey, T., Fisk Melany, C., et al. (2016). Reduced snow cover alters root-microbe interactions and decreases nitrification rates in a northern hardwood forest. *Ecology* 97, 3359–3368. doi: 10.1002/ecy.1599
- Soudzilovskaia, N. A., Douma, J. C., Akhmetzhanova, A. A., van Bodegom, P. M., Cornwell, W. K., Moens, E. J., et al. (2015). Global patterns of plant root colonization intensity by mycorrhizal fungi explained by climate and soil chemistry. *Glob. Ecol. Biogeogr.* 24, 371–382. doi: 10.1111/geb.12272
- Talbot, J. M., Martin, F., Kohler, A., Henrissat, B., and Peay, K. G. (2015). Functional guild classification predicts the enzymatic role of fungi in litter and soil biogeochemistry. *Soil Biol. Biochem.* 88, 441–456. doi: 10.1016/j.soilbio.2015.05.006
- Templer, P. H., and Dawson, T. E. (2004). Nitrogen uptake by four tree species of the Catskill mountains, New York: implications for forest N dynamics. *Plant Soil* 262, 251–261. doi: 10.1023/b%3Aplso.0000037047.16616.98
- Tierney, G. L., Fahey, T. J., Groffman, P. M., Hardy, J. P., Fitzhugh, R. D., and Driscoll, C. T. (2001). Soil freezing alters fine root dynamics in a northern hardwood forest. *Biogeochemistry* 56, 175–190.
- Zhang, T. J. (2005). Influence of the seasonal snow cover on the ground thermal regime: an overview. *Rev. Geophys.* 4:RG4002.

Conflict of Interest Statement: The authors declare that the research was conducted in the absence of any commercial or financial relationships that could be construed as a potential conflict of interest.

Copyright © 2019 Sorensen, Bhatnagar, Christenson, Duran, Fahey, Fisk, Finzi, Groffman, Morse and Templer. This is an open-access article distributed under the terms of the Creative Commons Attribution License (CC BY). The use, distribution or reproduction in other forums is permitted, provided the original author(s) and the copyright owner(s) are credited and that the original publication in this journal is cited, in accordance with accepted academic practice. No use, distribution or reproduction is permitted which does not comply with these terms.