



A Modified Theoretical Model to Accurately Account for Interfacial Roughness in Predicting the Interfacial Thermal Conductance

Yingying Zhang^{1,2†}, Dengke Ma^{1,3†}, Yi Zang^{1,3}, Xiaojia Wang² and Nuo Yang^{1,3*}

¹ State Key Laboratory of Coal Combustion, Huazhong University of Science and Technology, Wuhan, China, ² Department of Mechanical Engineering, University of Minnesota, Minneapolis, MN, United States, ³ Nano Interface Center for Energy, School of Energy and Power Engineering, Huazhong University of Science and Technology, Wuhan, China

OPEN ACCESS

Edited by:

Wey Yang Teoh,
City University of Hong Kong,
Hong Kong

Reviewed by:

Tandeep Singh Chadha,
Applied Particle Technology LLC,
United States
Sreeram Vaddiraju,
Texas A&M University, United States

*Correspondence:

Nuo Yang
nuo@hust.edu.cn

[†]These authors have contributed
equally to this work.

Specialty section:

This article was submitted to
Nanoenergy Technologies and
Materials,
a section of the journal
Frontiers in Energy Research

Received: 12 December 2017

Accepted: 22 May 2018

Published: 13 June 2018

Citation:

Zhang Y, Ma D, Zang Y, Wang X and
Yang N (2018) A Modified Theoretical
Model to Accurately Account for
Interfacial Roughness in Predicting the
Interfacial Thermal Conductance.
Front. Energy Res. 6:48.
doi: 10.3389/fenrg.2018.00048

The acoustic mismatch model and the diffuse mismatch model (DMM) have been widely used to predict the thermal interface conductance. However, the acoustic mismatch model and the DMM are based on the hypothesis of a perfectly smooth interface and a completely disordered interface respectively. Here, we present a new modified model, named as the mixed mismatch model, which considers the roughness/bonding at the interface. By taking partially specular and partially diffuse transmission into account, the mixed mismatch model (MMM) can predict the thermal interface conductance with arbitrary roughness. The proportions of specular and diffuse transmission are determined by the interface roughness which is described by the interfacial density of states. We show that the predicted results of the MMM match well with the values of molecular dynamics simulation and experimental data.

Keywords: acoustic mismatch model, diffuse mismatch model, thermal interface conductance, mixed mismatch model, interfacial density of states

Thermal transport across interfaces is an important issue for microelectronics, photonics, and thermoelectric devices, and has been studied both experimentally and theoretically recently (Swartz and Pohl, 1989; Zhu et al., 2010; Cahill et al., 2014; Wu et al., 2016; Zheng et al., 2016). Generally, the interfacial thermal conductance (ITC) is used to evaluate the physical properties of thermal transport in devices and materials (Yang et al., 2012), such as composites (Nan et al., 1997; Deng et al., 2017) superlattices (Dresselhaus et al., 2007), thin-film multilayers (Cahill et al., 2000), nanoscale devices (Goodson and Ju, 1999; Han et al., 2015), and nanocrystalline materials (Soyez et al., 2000). Therefore, a deep understanding and an accurate prediction of ITC are crucial to improve the design and performance of various devices and materials.

To date, two theoretical models, the acoustic mismatch model (AMM) and the diffuse mismatch model (DMM), have been widely used in predicting the ITC (Swartz and Pohl, 1989). The AMM makes an essential simplified assumption that phonons incident at an interface undergo specular transmission and are governed by continuum mechanics (Swartz and Pohl, 1989). Contrarily, the DMM assumes that the interface is completely disordered and phonons lose their memory after reaching the interface (Little, 1959; Swartz and Pohl, 1989). Although these two models have advanced the understanding of thermal transport across interface, both the AMM and DMM purely consider the bulk properties, and ignore the interfacial roughness (Tian et al., 2012; Merabia and Termentzidis, 2014; Ramiere et al., 2016; Shao et al., 2017), interfacial modes (Chalopin and Volz, 2013; Gong et al., 2013; Yang et al., 2015; Gordiz and Henry, 2016; Lee and Luo, 2017),

electron-phonon coupling (Huang and Kaviani, 2008; Hohensee et al., 2015), and inelastic scattering at the interface (Xiong et al., 2018), which leads to the inaccuracy of the two models (Swartz and Pohl, 1989; Wu and Luo, 2014).

In the past decades, some works have improved the accuracy of the AMM and DMM, and sophisticated modifications to the original models that account for the inelastic scattering have been proposed. For example, the maximum transmission model (Dames and Chen, 2004), the higher harmonic inelastic model (Hopkins, 2009), the joint frequency DMM (Hopkins and Norris, 2007), the scattering-mediated acoustic mismatch model (Prasher and Phelan, 2001), and the anharmonic inelastic model (Hopkins et al., 2011). In addition, several literature studies have included the electron-phonon couplings at metal/non-metal interfaces (Majumdar and Reddy, 2004; Wang et al., 2012; Wu and Luo, 2015).

In 1960, Ziman analyzed the partially specular and partially diffuse reflection of phonons at surface (Ziman, 1960). Then Chen applied this idea to interface scattering model to predict the thermal conductivity of superlattice structures (Chen, 1997). The idea is worth to be applied in calculating the ITC. Besides, it is found that the phonon interface states which are localized close to the interfacial region and different from bulk states have a large effect on ITC (Shin et al., 2010; Liang et al., 2014; Murakami et al., 2014; Gordiz and Henry, 2015; Polanco et al., 2015). However, all of the existing theoretical models do not consider the interface states. Therefore, there is a great demand for a theoretical model that accounts for interface states in predicting the ITC.

In this letter, we developed a new model to predict the ITC, named as the mixed mismatch model (MMM). Based on partially specular and partially diffuse transmissions, by taking interface states into account, the MMM can predict the ITC with arbitrary roughness and overcomes the shortcomings of AMM and DMM. Here, we considered the interface states in obtaining the proportions of diffuse and specular transmission. To validate the accuracy of the MMM, we compared the ITC values of MMM to those by MD simulations and experimental measurements.

At the interface between material A and B, an incident phonon with frequency ω and mode j can either scatter back or transmit (Swartz and Pohl, 1989). According to the Landauer formalism (Chen, 2005), we can predict the ITC, G , as

$$G = \frac{1}{4} \sum_j \int_0^{\omega_{A,j}^v} D_{A,j}(\omega) \frac{\partial n(\omega, T)}{\partial T} \hbar \omega v_{A,j} \alpha_{A \rightarrow B, j}(\omega) d\omega \quad (1)$$

where ω is the frequency, ω^v is the cutoff frequency, D is the phonon density of states, $n(\omega, T)$ is the Bose-Einstein distribution function, v is the phonon group velocity for the phonon mode of interest at frequency ω , and α is the phonon transmission coefficient. The subscript “ j ” refers to the phonon polarization.

In the AMM and DMM, the transmission coefficient can be calculated as (Swartz and Pohl, 1989; Cahill et al., 2000)

$$\alpha_{AMM, A \rightarrow B} = \frac{4\rho_A v_A \rho_B v_B}{(\rho_A v_A + \rho_B v_B)^2} \quad (2)$$

$$\alpha_{DMM, A \rightarrow B} = \frac{\sum_j D_{B,j} v_{B,j}}{\sum_j D_{A,j} v_{A,j} + \sum_j D_{B,j} v_{B,j}} \quad (3)$$

where ρ is the mass density.

According to previous studies (Soffer, 1967; Chen, 1997; Chen and Neagu, 1997; Phelan, 1998; Bellis et al., 2000; Zhao and Freund, 2009), for solid-solid interfaces, both diffuse and specular transmissions are taking place at the interface. Hence, an assumed specular parameter, p , can be used to represent the proportion of phonons specularly transmitted across the interface (Soffer, 1967; Chen, 1997). Hence, in the MMM, we define the transmission coefficient by linearly combining AMM and DMM terms as

$$\alpha_{MMM, A \rightarrow B} = (1 - p) \cdot \alpha_{DMM, A \rightarrow B} + p \cdot \alpha_{AMM, A \rightarrow B} \quad (4)$$

According to Ziman (Soffer, 1967), the p is related to the root mean square roughness (RMSR), η , and to phonon wavelength, λ . Ziman postulated the relationship as

$$p = \exp\left(-\frac{16\pi^2\eta^2}{\lambda^2}\right) \quad (5)$$

Generally, for simplification the roughness is considered as a constant for a given surface. While the roughness of the surface is measured by the height of the asperities, and is a rather rapidly changing function at the point where the height and wavelength are about equal (Ziman, 1960). It means that constant value of η is too restrictive to be applied to real surfaces. The whole interface should be divided into many different small sampling areas whose size is relative to a few wavelengths in dimensions (Ziman, 1960). Regarding to different wavelength of phonons, the size of the sampling area is different. According to statistics from different sampling area, the roughness is different and depends on phonon frequency.

As we know, the η depends on the interfacial structure (e.g., the arrangement of atoms at the interface). Recently, it is found that the interfacial structure is related to interfacial density of states (IDOS), which may differ from that of the bulk materials (Yang et al., 2015; Gordiz and Henry, 2016). That is, the η depends on IDOS. For the specular interface corresponding to the AMM case, the interface is treated as a perfect plane and the η is zero (Swartz and Pohl, 1989). To make the interface as a perfect plane, the atoms close to interface stay at the equilibrium situation as in the bulk ($D_{\text{bulk}, A}$ and $D_{\text{bulk}, B}$). Therefore, the atoms close to interface vibrate as the bulk and the IDOS should be the same as the DOS of the bulk. Generally, interface is consisting of two materials which have different force constant, they interact with each other and will definitely distort the interfacial structure. In this case, the specular plane does not exist in interface (Chalopin and Volz, 2013; Gordiz and Henry, 2016). On the contrary, for the completely diffuse interface corresponding to the DMM case, all the phonons are diffusely scattered and the acoustic correlations are completely destroyed (Swartz and Pohl, 1989). And the structure is similar to amorphous structures where each atom has a distinct local environment (Kaviani, 2014) and the acoustic correlations are completely destroyed. Thus, we speculate that the IDOS of a completely diffuse interface should also be similar to the DOS of an amorphous structure ($D_{\text{amo}, A}$ and $D_{\text{amo}, B}$). Since both the real interface structure and its IDOS

($D_{int,A}$ and $D_{int,B}$) are between the two extremities, there is a mapping between RMSR and IDOS. We choose to use a simple mapping function of RMSR on the density of states, expressed as:

$$\eta(\omega) = C \cdot \frac{1}{2} \cdot \left(\frac{D_{bulk,A}(\omega) - D_{int,A}(\omega)}{D_{int,A}(\omega) - D_{amo,A}(\omega)} + \frac{D_{bulk,B}(\omega) - D_{int,B}(\omega)}{D_{int,B}(\omega) - D_{amo,B}(\omega)} \right) \quad (6)$$

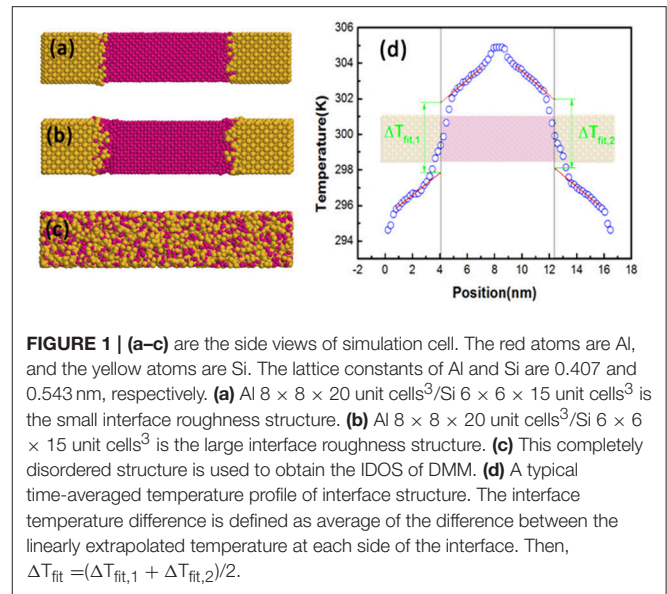
where C is a constant, which does not depend on the frequency. The D_{bulk} , D_{amo} are the DOS in the bulk and in amorphous structure, respectively. It is worth noting that here we obtain the value of C by MD simulations, but not limited to MD simulations, the value of C can be obtained by experiment or any other simulation methods.

According to Equations (5) and (6), the specular parameter, p , is obtained

$$p(\omega) = \exp \left(-\frac{4\pi^2 C^2}{\lambda^2} \cdot \left(\frac{D_{int,A}(\omega) - D_{bulk,A}(\omega)}{D_{int,A}(\omega) - D_{amo,A}(\omega)} + \frac{D_{int,B}(\omega) - D_{bulk,B}(\omega)}{D_{int,B}(\omega) - D_{amo,B}(\omega)} \right)^2 \right) \quad (7)$$

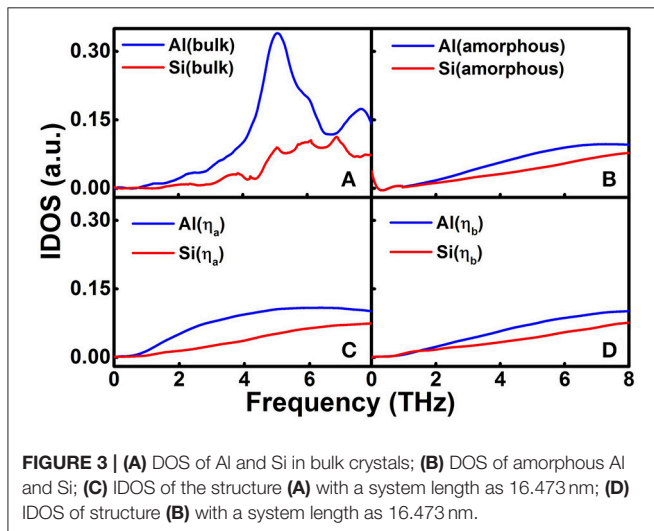
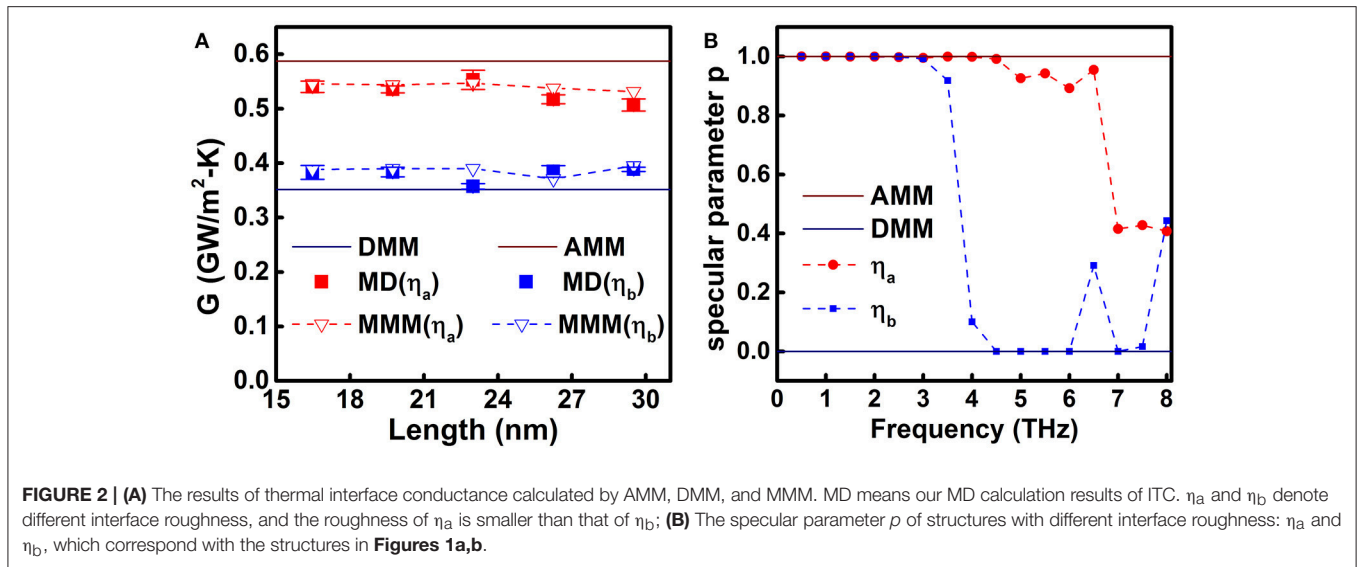
This is the key equation of this letter. By substituting Equation (7) into Equation (4), we can get the transmission coefficient α , then the ITC can be figured out by Equation (1). It is shown that the interfacial structure or IDOS will greatly affect the phonon transport. As shown in **Figure 3**, for the perfectly smooth interface, the specular reflection does not change the energy and the momentum components along the direction of the temperature gradient (Chen, 1997), thus the IDOS should be the same as the DOS of the bulk. Contrarily, for the extremely rough interface, the IDOS is similar to the DOS of amorphous structures. For a partially specular and partially diffuse interface, the IDOS is in between the two extreme situations.

The MD simulation and green function are being widely used to predict the ITC (Landry and McGaughey, 2009; Ma et al., 2016). While there is no assumption on the phonon scattering in MD (Ma et al., 2016). To demonstrate the accuracy of the MMM, we calculated the ITC of interfaces with different roughness, and then compared the results of MMM with MD values. In our MD simulations (The MD simulation details are shown in Supporting information (**Figure 1d** and Figure SI), we create two Al/Si interface structures with different roughness, structure (a) and (b) (shown in Figure SI). The structures after relaxation are shown in **Figures 1a,b**. The interface roughness of structure (b) is larger than that of structure (a). And the IDOS of structure (a) and (b) is calculated as the average phonon modes of atoms at the interface. And the interface thickness is set as 0.815 nm. The phonon group velocity of each mode is calculated by sorting the phonon dispersion relationship. (as shown in Figure SII) We also simulate an amorphous (completely disordered) structure (shown in **Figure 1c**) to obtain the $D_{amo,Al}$ and $D_{amo,Si}$ in Equation (8).

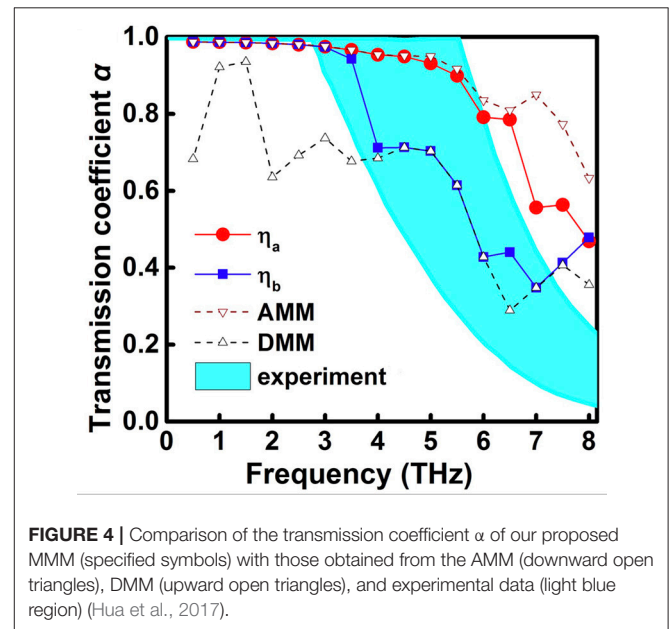


The main results are shown in **Figure 2A**. The ITC of AMM and DMM correspond to the ITC of the perfectly smooth interface and completely disordered interface, respectively. The interfaces of structure (a) and (b) are partially diffuse and partially specular. We calculated the ITC of the two interfacial structures [structure (a) with smaller roughness and structure (b) with larger roughness] by MD. We perform several simulations with different initial states for one structure, and the value shown here is the average value, where the error bar is the standard deviation. The results of MD show that both of them fall in AMM and DMM predictions, and the ITC of structure (b) is larger than that of structure (a). In the calculation of MMM, the value of C is unknown, but can be obtained by fitting to the MD data of structure (a), as 5.75×10^{-11} . Then we applied Equation (7) to predict ITC of structure (b) by MMM which matches well with the data of MD (**Figure 2A**). It declares the validity of MMM. It is worth noting that here we obtain the value of C by MD, but not limited to MD, the value of C can be get by experiment or any other simulation method.

The specular parameter is the most important parameter in the MMM which presents the proportion of phonons specular transmitted across the interface. As shown in **Figure 2B**, the dependence of specular parameters on frequency for difference interface structures was calculated and compared. (The specular parameters of other structures are shown in Figure SV) There is an obvious decline in the p -curves of both structures (a) and (b). For lower frequency phonons in each p -curve, with longer wavelength, it shows that the values of p for both (a) and (b) are close to one. That is, the phonons with longer wavelength are not sensitive to the nanoscale interface roughness and transit across them similar to a specular interface. For higher frequency phonons, the shorter wavelength phonons transmit across the interface with more diffusive scatterings. Besides, the decline frequency of (a), ~ 6.5 THz, is higher than that of (b), ~ 3.5 THz, because the roughness of structure (a) is



smaller than that of structure (b). As shown in Equation (5) the IDOS dominates the value of p , which makes the MMM consider the interfacial structure. To show the relationship between the IDOS and the interfacial structure, we calculated the IDOS of different interfacial structures. **Figures 3A,B** show the IDOS of a perfectly smooth interface in AMM and a completely disordered interface in DMM, corresponding to the DOS of bulk and amorphous structure [Figure S1 (f)], respectively. While **Figures 3C,D** show the IDOS of structures (a) and (b), respectively. (The IDOS of other structures are shown in Figures SIII, SIV) By comparing the difference of IDOS between Al and Si, we find that the IDOS of Al and Si become similar with each other as the interface roughness increases because the disorder structure at interface diminishes the bulk properties.



To further validate the MMM, we compare the transmission coefficient calculated by the MMM with the experimental results (Hua et al., 2017). Minnich et al. obtained the results by interpreting data from TDTR experiment with *ab initio* phonon transport model. In **Figure 4**, it shows that the transmission coefficients of the MMM match well with the experimental values. Besides, we can see that the DMM underestimates the transmission coefficient of lower-frequency phonons because the phonons with longer wavelengths are less likely to be scattered. Contrarily, the AMM overestimates the transmission coefficient of high frequency phonons due to the phonons with shorter wavelengths are more likely to be scattered.

It is worth noting that in experiments, the oxidation of interface is a very common issue (Hopkins et al., 2010, 2012; Lee et al., 2016), which will affect phonon transport. Generally, the native oxides will increase the interfacial roughness and induce more scattering, thus decrease the transmission coefficient (Hopkins et al., 2010; Mu et al., 2016). While if the oxidation strengthens the chemical bond of the interface, this effect will be much stronger than the induced roughness scattering, the transmission coefficient will increase, and the ITC will increase (Hopkins et al., 2012). In MMM, IDOS is used to describe the interfacial information, which includes the increasing of roughness and strengthening of bond caused by oxides. Therefore, the MMM is also valid to deal with interfaces which have oxidation.

In summary, we have developed a new theoretical model, named as the mixed mismatch model, which predicts the thermal interface conductance by considering the interfacial structure. The MMM takes into account partially specular and partially diffuse transmissions using the IDOS to determine the proportion of specular parameter. The value of specular parameter has an obvious dependence on the phonon wavelength and interfacial roughness. The MMM is validated by comparing its prediction with both MD results and measurements. Both ITC and the transmission coefficients calculated by the MMM agree well with those obtained from the direct MD simulation and from experiment.

REFERENCES

- Bellis, L. D., Phelan, P. E., and Prasher, R. S. (2000). Variations of acoustic and diffuse mismatch models in predicting thermal-boundary resistance. *J. Thermophys. Heat Transf.* 14, 144–150. doi: 10.2514/2.6525
- Cahill, D. G., Braun, P. V., Chen, G., Clarke, D. R., Fan, S., Goodson, K. E., et al. (2014). Nanoscale thermal transport. II. 2003–2012. *Appl. Phys. Rev.* 1:011305. doi: 10.1063/1.4832615
- Cahill, D. G., Bullen, A., and Seung-Min, L. (2000). Interface thermal conductance and the thermal conductivity of multilayer thin films. *High. Temp. High. Press.* 32, 135–142. doi: 10.1068/htwi9
- Chalopin, Y., and Volz, S. (2013). A microscopic formulation of the phonon transmission at the nanoscale. *Appl. Phys. Lett.* 103:051602. doi: 10.1063/1.4816738
- Chen, G. (1997). Size and interface effects on thermal conductivity of superlattices and periodic thin-film structures. *J. Heat Transf.* 119, 220–229. doi: 10.1115/1.2824212
- Chen, G. (2005). *Nanoscale Energy Transport and Conversion: A Parallel Treatment of Electrons, Molecules, Phonons, and Photons*. New York, NY: Oxford University Press.
- Chen, G., and Neagu, M. (1997). Thermal conductivity and heat transfer in superlattices. *Appl. Phys. Lett.* 71, 2761–2763. doi: 10.1063/1.120126
- Dames, C., and Chen, G. (2004). Theoretical phonon thermal conductivity of Si/Ge superlattice nanowires. *J. Appl. Phys.* 95, 682–693. doi: 10.1063/1.1631734
- Deng, C., Yu, X., Huang, X., and Yang, N. (2017). Enhancement of interfacial thermal conductance of SiC by overlapped carbon nanotubes and intertube atoms. *J. Heat Transf.* 139:054504. doi: 10.1115/1.4035998
- Dresselhaus, M. S., Chen, G., Tang, M. Y., Yang, R., Lee, H., Wang, D., et al. (2007). New directions for low-dimensional thermoelectric materials. *Adv. Mat.* 19, 1043–1053. doi: 10.1002/adma.200600527
- Gong, C., Zhang, H., Wang, W., Colombo, L., Wallace, R. M., and Cho, K. (2013). Band alignment of two-dimensional transition metal dichalcogenides:

AUTHOR CONTRIBUTIONS

YyZ and DM contributed equally to proposing the new model in this manuscript, and YZ helped validate the data. XW contributed to revising the manuscript and replying to reviewers' comments. NY provided essential guidance to this work.

ACKNOWLEDGMENTS

NY was sponsored by National Natural Science Foundation of China (No. 51576076 and No. 51711540031), Hubei Provincial Natural Science Foundation of China (2017CFA046) and Fundamental Research Funds for the Central Universities (2016YXZD006). XW was sponsored by the National Science Foundation through the University of Minnesota MRSEC (DMR-1420013) and the Legislative-Citizen Commission on Minnesota Resources. The authors are grateful to Hua Bao, and Xin Qian for useful discussions. Besides, the authors thank the National Supercomputing Center in Tianjin (NSCC-TJ) and China Scientific Computing Grid (SciGrid) for providing assistance in computations.

SUPPLEMENTARY MATERIAL

The Supplementary Material for this article can be found online at: <https://www.frontiersin.org/articles/10.3389/fenrg.2018.00048/full#supplementary-material>

application in tunnel field effect transistors. *Appl. Phys. Lett.* 103:053513. doi: 10.1063/1.4817409

Goodson, K. E., and Ju, Y. S. (1999). Heat conduction in novel electronic films. *Annu. Rev. Mater. Sci.* 29, 261–293. doi: 10.1146/annurev.matsci.29.1.261

Gordiz, K., and Henry, A. (2015). Examining the effects of stiffness and mass difference on the thermal interface conductance between Lennard-Jones solids. *Sci. Rep.* 5:18361. doi: 10.1038/srep18361

Gordiz, K., and Henry, A. (2016). Phonon transport at crystalline Si/Ge interfaces: the role of interfacial modes of vibration. *Sci. Rep.* 6:23139. doi: 10.1038/srep23139

Han, H., Li, B., Volz, S., and Kosevich, Y. A. (2015). Ultracompact interference phonon nanocapacitor for storage and lasing of coherent terahertz lattice waves. *Phys. Rev. Lett.* 114:145501. doi: 10.1103/PhysRevLett.114.145501

Hohensee, G. T., Wilson, R. B., and Cahill, D. G. (2015). Thermal conductance of metal-diamond interfaces at high pressure. *Nat. Commun.* 6:6578. doi: 10.1038/ncomms7578

Hopkins, P. E. (2009). Multiple phonon processes contributing to inelastic scattering during thermal boundary conductance at solid interfaces. *J. Appl. Phys.* 106:013528. doi: 10.1063/1.3169515

Hopkins, P. E., Baraket, M., Barnat, E. V., Beechem, T. E., Kearney, S. P., Duda, J. C., et al. (2012). Manipulating thermal conductance at metal-graphene contacts via chemical functionalization. *Nano Lett.* 12, 590–595. doi: 10.1021/nl203060j

Hopkins, P. E., Duda, J. C., and Norris, P. M. (2011). Anharmonic phonon interactions at interfaces and contributions to thermal boundary conductance. *J. Heat Transf.* 133:062401. doi: 10.1115/1.4003549

Hopkins, P. E., and Norris, P. M. (2007). Effects of joint vibrational states on thermal boundary conductance. *Nanoscale Microsc. Therm.* 11, 247–257. doi: 10.1080/15567260701715297

Hopkins, P. E., Phinney, L. M., Serrano, J. R., and Beechem, T. E. (2010). Effects of surface roughness and oxide layer on the thermal boundary conductance at aluminum/silicon interfaces. *Phys. Rev. B* 82:085307. doi: 10.1115/IHTC14-22268

- Hua, C., Chen, X., Ravichandran, N. K., and Minnich, A. J. (2017). Experimental metrology to obtain thermal phonon transmission coefficients at solid interfaces. *Phys. Rev. B* 95:205423. doi: 10.1103/PhysRevB.95.205423
- Huang, B.-L., and Kaviany, M. (2008). Ab initio and molecular dynamics predictions for electron and phonon transport in bismuth telluride. *Phys. Rev. B* 77:125209. doi: 10.1103/PhysRevB.77.125209
- Kaviany, M. (2014). *Heat Transfer Physics*. New York, NY: Cambridge University Press.
- Landry, E. S., and McGaughey, A. J. H. (2009). Thermal boundary resistance predictions from molecular dynamics simulations and theoretical calculations. *Phys. Rev. B* 80:165304. doi: 10.1103/PhysRevB.80.165304
- Lee, E., and Luo, T. (2017). The role of optical phonons in intermediate layer-mediated thermal transport across solid interfaces. *Phys. Chem. Chem. Phys.* 19, 18407–18415. doi: 10.1039/C7CP02982A
- Lee, E., Zhang, T., Yoo, T., Guo, Z., and Luo, T. (2016). Nanostructures significantly enhance thermal transport across solid interfaces. *ACS Appl. Mater. Inter.* 8, 35505–35512. doi: 10.1021/acsami.6b12947
- Liang, Z., Sasikumar, K., and Keblinski, P. (2014). Thermal transport across a substrate–thin-film interface: effects of film thickness and surface roughness. *Phys. Rev. Lett.* 113:065901. doi: 10.1103/PhysRevLett.113.065901
- Little, W. A. (1959). The transport of heat between dissimilar solids at low temperatures. *Can. J. Phys.* 37, 334–373. doi: 10.1139/p59-037
- Ma, D., Ding, H., Meng, H., Feng, L., Wu, Y., Shiomi, J., et al. (2016). Nano-cross-junction effect on phonon transport in silicon nanowire cages. *Phys. Rev. B* 94:165434. doi: 10.1103/PhysRevB.94.165434
- Majumdar, A., and Reddy, P. (2004). Role of electron–phonon coupling in thermal conductance of metal–nonmetal interfaces. *Appl. Phys. Lett.* 84, 4768–4770. doi: 10.1063/1.1758301
- Merabia, S., and Termentzidis, K. (2014). Thermal boundary conductance across rough interfaces probed by molecular dynamics. *Phys. Rev. B* 89:054309. doi: 10.1103/PhysRevB.89.054309
- Mu, X., Song, Z., Wang, Y., Xu, Z., Go, D. B., and Luo, T. (2016). Thermal transport in oxidized polycrystalline graphene. *Carbon* 108, 318–326. doi: 10.1016/j.carbon.2016.07.023
- Murakami, T., Hori, T., Shiga, T., and Shiomi, J. (2014). Probing and tuning inelastic phonon conductance across finite-thickness interface. *Appl. Phys. Exp.* 7:121801. doi: 10.7567/APEX.7.121801
- Nan, C.-W., Birringer, R., Clarke, D. R., and Gleiter, H. (1997). Effective thermal conductivity of particulate composites with interfacial thermal resistance. *J. Appl. Phys.* 81, 6692–6699. doi: 10.1063/1.365209
- Phelan, P. E. (1998). Application of diffuse mismatch theory to the prediction of thermal boundary resistance in thin-film high- T_C superconductors. *J. Heat Transf.* 120, 37–43. doi: 10.1115/1.2830060
- Polanco, C. A., Rastgarkafshgarkolaei, R., Zhang, J., Le, N. Q., Norris, P. M., Hopkins, P. E., et al. (2015). Role of crystal structure and junction morphology on interface thermal conductance. *Phys. Rev. B* 92:144302. doi: 10.1103/PhysRevB.92.144302
- Prasher, R. S., and Phelan, P. E. (2001). A scattering-mediated acoustic mismatch model for the prediction of thermal boundary resistance. *J. Heat Transf.* 123, 105–112. doi: 10.1115/1.1338138
- Ramire, A., Volz, S., and Amrit, J. (2016). Thermal resistance at a solid/superfluid helium interface. *Nat Mater* 15, 512–516. doi: 10.1038/nmat4574
- Shao, C., Rong, Q., Hu, M., and Bao, H. (2017). Probing phonon–surface interaction by wave-packet simulation: effect of roughness and morphology. *J. Appl. Phys.* 122:155104. doi: 10.1063/1.5008367
- Shin, S., Kaviany, M., Desai, T., and Bonner, R. (2010). Roles of atomic restructuring in interfacial phonon transport. *Phys. Rev. B* 82:081302. doi: 10.1103/PhysRevB.82.081302
- Soffer, S. B. (1967). Statistical model for the size effect in electrical conduction. *J. Appl. Phys.* 38, 1710–1715. doi: 10.1063/1.1709746
- Soyez, G., Eastman, J. A., Thompson, L. J., Bai, G.-R., Baldo, P. M., McCormick, A. W., et al. (2000). Grain-size-dependent thermal conductivity of nanocrystalline yttria-stabilized zirconia films grown by metal-organic chemical vapor deposition. *Appl. Phys. Lett.* 77, 1155–1157. doi: 10.1063/1.1289803
- Swartz, E. T., and Pohl, R. O. (1989). Thermal-boundary resistance. *Rev. Mod. Phys.* 61, 605–668. doi: 10.1103/RevModPhys.61.605
- Tian, Z., Esfarjani, K., and Chen, G. (2012). Enhancing phonon transmission across a Si/Ge interface by atomic roughness: first-principles study with the Green's function method. *Phys. Rev. B* 86:235304. doi: 10.1103/PhysRevB.86.235304
- Wang, Y., Ruan, X., and Roy, A. K. (2012). Two-temperature nonequilibrium molecular dynamics simulation of thermal transport across metal–nonmetal interfaces. *Phys. Rev. B* 85:205311. doi: 10.1103/PhysRevB.85.205311
- Wu, X., and Luo, T. (2014). The importance of anharmonicity in thermal transport across solid–solid interfaces. *J. Appl. Phys.* 115:014901. doi: 10.1063/1.4859555
- Wu, X., and Luo, T. (2015). Effect of electron-phonon coupling on thermal transport across metal–nonmetal interface —A second look. *Europhys. Lett.* 110:67004. doi: 10.1209/0295-5075/110/67004
- Wu, X., Ni, Y., Zhu, J., Burrows, N. D., Murphy, C. J., Dumitrica, T., et al. (2016). Thermal transport across surfactant layers on gold nanorods in aqueous solution. *ACS Appl. Mater. Inter.* 8, 10581–10589. doi: 10.1021/acsami.5b12163
- Xiong, G., Xing, Y., and Zhang, L. (2018). Interfacial thermal transport via one-dimensional atomic junction model. *Front. Energy Res.* 6:6. doi: 10.3389/fenrg.2018.00006
- Yang, N., Luo, T., Esfarjani, K., Henry, A., Tian, Z., Shiomi, J., et al. (2015). Thermal interface conductance between aluminum and silicon by molecular dynamics simulations. *J. Comput. Theor. NanoSci.* 12:168174. doi: 10.1166/jctn.2015.3710
- Yang, N., Xu, X., Zhang, G., and Li, B. (2012). Thermal transport in nanostructures. *AIP Adv.* 2:041410. doi: 10.1063/1.4773462
- Zhao, H., and Freund, J. B. (2009). Phonon scattering at a rough interface between two fcc lattices. *J. Appl. Phys.* 105:013515. doi: 10.1063/1.3054383
- Zheng, K., Sun, F., Zhu, J., Ma, Y., Li, X., Tang, D., et al. (2016). Enhancing the thermal conductance of polymer and sapphire interface via self-assembled monolayer. *ACS Nano* 10, 7792–7798. doi: 10.1021/acsnano.6b03381
- Zhu, J., Tang, D., Wang, W., Liu, J., Holub, K. W., and Yang, R. (2010). Ultrafast thermoreflectance techniques for measuring thermal conductivity and interface thermal conductance of thin films. *J. Appl. Phys.* 108:094315. doi: 10.1063/1.3504213
- Ziman, J. M. (1960). *Electrons and Phonons: The Theory of Transport Phenomena in Solids*. Oxford:Oxford University Press.

Conflict of Interest Statement: The authors declare that the research was conducted in the absence of any commercial or financial relationships that could be construed as a potential conflict of interest.

Copyright © 2018 Zhang, Ma, Zang, Wang and Yang. This is an open-access article distributed under the terms of the Creative Commons Attribution License (CC BY). The use, distribution or reproduction in other forums is permitted, provided the original author(s) and the copyright owner are credited and that the original publication in this journal is cited, in accordance with accepted academic practice. No use, distribution or reproduction is permitted which does not comply with these terms.