



Highly Diastereoselective Synthesis of Tetrahydroquinoline Derivatives via [4 + 2] Annulation of *Ortho*-Tosylaminophenyl-Substituted *Para*-Quinone Methides and Cyanoalkenes

Taiwei Dong^{1*}, Peifeng Wei¹, Min Li¹, Feng Gao¹ and Yuan Qin^{2*}

¹College of Pharmacy, Shaanxi University of Chinese Medicine, Xianyang, China, ²State Key Laboratory of Military Stomatology and National Clinical Research Center for Oral Diseases and Shaanxi Clinical Research Center for Oral Diseases, Department of Orthodontics, School of Stomatology, The Fourth Military Medical University, Xi'an, China

OPEN ACCESS

Edited by:

Jianrong Steve Zhou,
Peking University, China

Reviewed by:

Luca Bernardi,
University of Bologna, Italy
Jianwei Sun,
Hong Kong University of Science and
Technology, Hong Kong SAR, China

*Correspondence:

Taiwei Dong
zhongxidong123@sina.com
Yuan Qin
qbazinga@163.com

Specialty section:

This article was submitted to
Organic Chemistry,
a section of the journal
Frontiers in Chemistry

Received: 26 August 2021

Accepted: 19 October 2021

Published: 03 November 2021

Citation:

Dong T, Wei P, Li M, Gao F and Qin Y
(2021) Highly Diastereoselective
Synthesis of Tetrahydroquinoline
Derivatives via [4 + 2] Annulation of
Ortho-Tosylaminophenyl-Substituted
Para-Quinone Methides
and Cyanoalkenes.
Front. Chem. 9:764866.
doi: 10.3389/fchem.2021.764866

As a privileged structural motif, tetrahydroquinoline skeletons widely exist in biologically active natural products and pharmaceuticals. In this protocol, a highly diastereoselective [4 + 2] annulation of *ortho*-tosylaminophenyl-substituted *p*-QMs and cyanoalkenes to construct tetrahydroquinoline derivatives has been successfully achieved. This strategy proceeds efficiently under mild condition, offering straightforward route to a variety of 4-aryl-substituted tetrahydroquinolines with high yields, excellent diastereoselectivities, broad functional group tolerance as well as gram-scale capacity. Moreover, a one-pot reaction sequence utilizing *in situ* generated *p*-QMs under the similar condition to build tetrahydroquinoline framework is smoothly conducted with good reaction performance as well as step and atom economy.

Keywords: tetrahydroquinolines, *p*-quinone methides, multi-substituted alkenes, Aza-Michael, 1, 6-conjugate addition

INTRODUCTION

As privileged structural motifs, nitrogen-containing heterocycles widely exist in biologically active natural products and pharmaceuticals (Noolvi et al., 2011; Solomon and Lee, 2011; Afzal et al., 2015; Murlykina et al., 2018; Harikandei et al., 2019; Staskiewicz et al., 2021). Among them, 4-phenyl-substituted tetrahydroquinolines are of great importance owing to their wide range of applications in medicinal chemistry, exhibiting antitumor and antibacterial properties (Figure 1). For example, 4-phenylquinolin-2 (1H)-one I shows potential as a specific allosteric inhibitor of Akt (Huang et al., 2017). Compound II has been designed as novel anticancer agents that induce apoptosis with cell cycle arrest at G2/M phase (Chen et al., 2013). As a rationally developed antitumoral agent, compound III displays excellent bioactivity to kill parasite 14DM (Kraus et al., 2009). Known as a novel synthetic molecule, compound IV exhibits antitumoral and antiplasmodial activities (Vladimir et al., 2010). The well-designed compound V owns good antibacterial activity against microorganisms of *Escherichia coli* (Ramesh et al., 2009). Peniprequinolone VI, isolated from *Penicillium* sp. FKI-2140, demonstrates impressive insecticidal activity (Uchida et al., 2006). Thus, considering the significant research value of

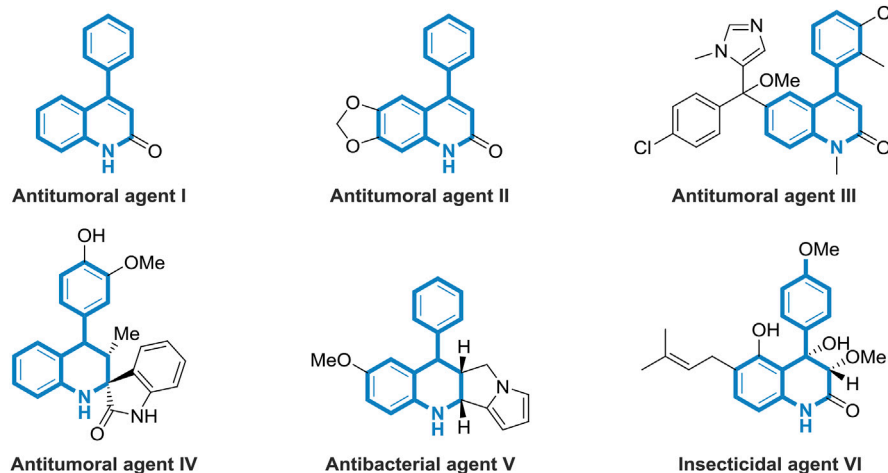
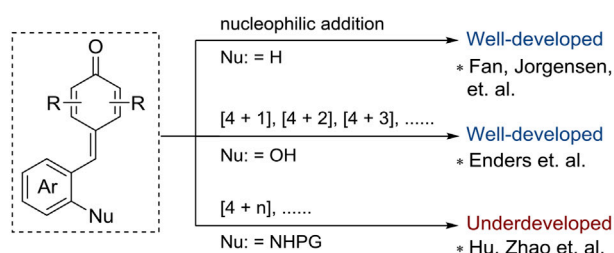
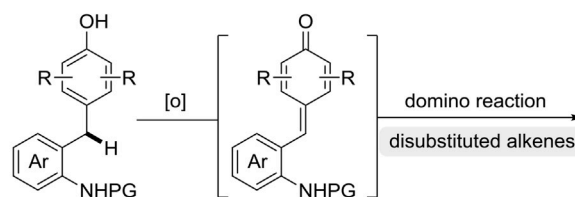


FIGURE 1 | Selected natural products and synthetic compounds containing di- or tetra-hydroquinoline frameworks.

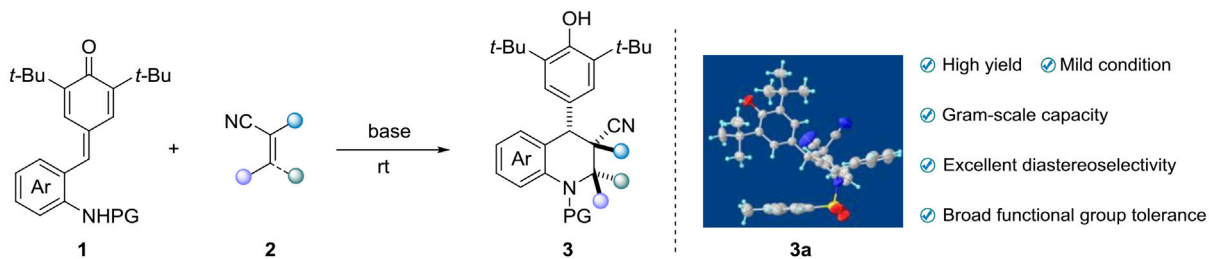
A Previous works based on *p*-QMs



B Hu and Zhao's works: *in situ* formation of bifunctional *p*-QMs



C This work: annulation of *in situ* formed *p*-QMs and cyanoalkenes

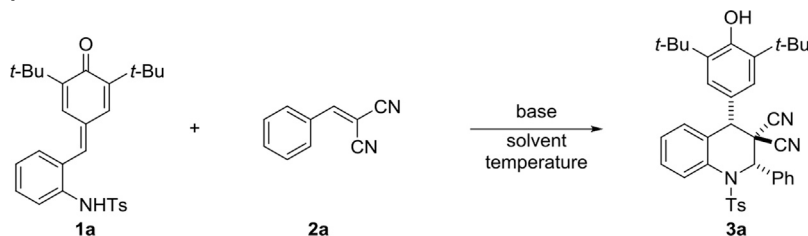


Scheme 1 | Advancements based on functional *p*-QMs (**A**, **B**) and our strategy for synthesis of multi-substituted tetrahydroquinolines (**C**).

tetrahydroquinolines derivatives in medicinal chemistry, the development of efficient and facile methods to build these valuable skeletons is highly demanded.

Owing to the remarkable chemical reactivity comprising reactive carbonyl and olefinic moieties, *p*-quinone methides (*p*-QMs) have been considered versatile building blocks in organic synthesis (Toteva and Richard, 2011; Parra and Tortosa, 2015; Chauhan et al., 2017; Lima et al., 2020; Wang J.-Y. et al., 2020). Inspired by the seminal works of Fan and Jorgensen (Chu et al., 2013; Caruana et al., 2014), numerous of methods utilizing *p*-QMs as vinylogous Michael acceptors have been successfully developed through 1,6-conjugate addition and

annulation reactions (Lou et al., 2015; Wang et al., 2015; Deng et al., 2016; Dong et al., 2016; He et al., 2016; Li et al., 2016; Ma et al., 2016; Zhang et al., 2016; Roiser and Waser, 2017; Zhang et al., 2017). Recently, Enders and co-workers first demonstrated the potential of *ortho*-hydroxyphenyl-substituted *p*-QMs in [4 + 2] cyclization reaction (Zhao et al., 2016), which subsequently enables the extensively investigation of [4 + 1] (Chen et al., 2018; Liu L. et al., 2018; Xiong et al., 2018; Zhi et al., 2018; Zhou et al., 2018; Lu et al., 2019; Tan et al., 2019) [4 + 2] (Jiang X. L. et al., 2018; Mei et al., 2018; Zhang et al., 2018; Yang et al., 2019; Zhang et al., 2019; Huang et al., 2020; Roy et al., 2020; Tan et al., 2020; You et al., 2020) and [4 + 3] (Jiang F. et al., 2018; Li et al., 2018; Liu

TABLE 1 | Optimization of [4 + 2] annulation conditions.^a

Entry	Base	Solvent	Yield ^b (%)
1	Cs ₂ CO ₃	DCM	80
2	Na ₂ CO ₃	DCM	<10
3	Pyrrolidine	DCM	59
4	TEA	DCM	74
5	DBU	DCM	89
6	DBU	MeCN	80
7	DBU	THF	82
8	DBU	Toluene	96
9	DBU	Ethyl Acetate	91
10	DBU	1,4-Dioxane	84
11 ^c	DBU	Toluene	96
12 ^d	DBU	Toluene	93
13 ^e	DBU	Toluene	96
14 ^f	DBU	Toluene	90
15 ^g	DBU	Toluene	89
16 ^h	DBU	Toluene	86

^aUnless other noted, all reactions were conducted with **1a** (0.1 mmol), **2a** (0.12 mmol) and base (0.02 mmol) in anhydrous solvent (2 ml) at room temperature for 1 h.

^bDetermined by ¹H NMR using bromoform as an internal standard; dr > 20:1.

^cThe reaction was performed at 0°C for 3 h;

^dThe reaction was performed at 40°C for 30 min.

^e0.15 mmol **2a** was added.

^f0.15 mmol **1a** was added.

^g0.01 mmol base was added.

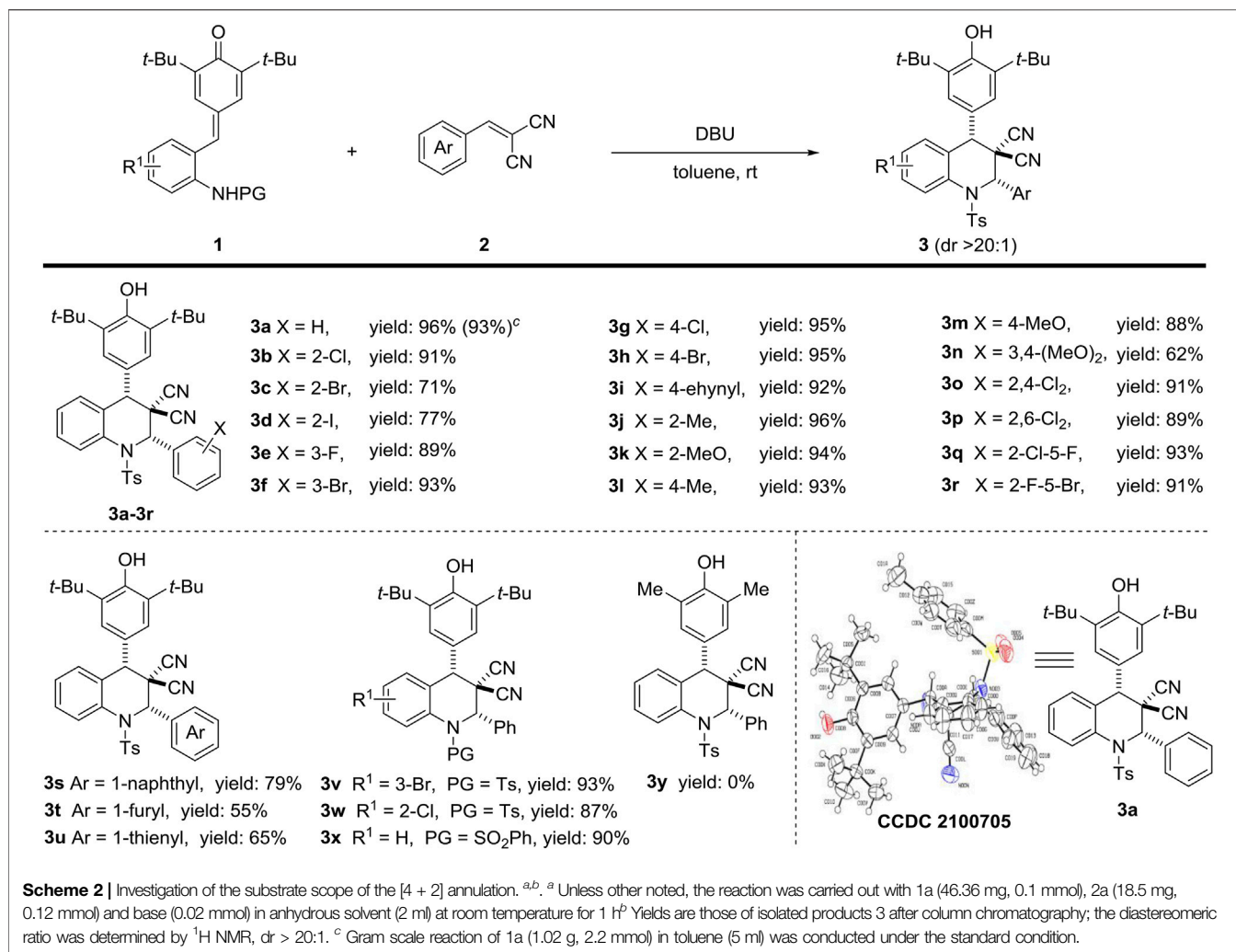
^h0.01 mmol base was added at the temperature of 80°C.

Q. et al., 2018; Chen et al., 2019) annulations by various research groups. Although great progress has been witnessed in this field, the employment of *p*-QMs substrates in the construction of heterocyclic frameworks, especially nitrogen-containing heterocyclic frameworks, still remains underdeveloped (**Scheme 1A**). Very recently, the group of Hu and Zhao pioneered the design of *in situ* generated *ortho*-tosylaminophenyl-substituted *p*-QMs and transformations of this class of substrates in [4 + 1] (Wang et al., 2019; Wang et al., 2020a) and [4 + 2] (Wang et al., 2018; Si et al., 2020) annulation reactions, providing a straightforward access to construct valuable tetrahydroquinoline and 2,3-dihydroindole derivatives, respectively (**Scheme 1B**). Those transformations avoid the utilization of presynthesized *p*-QMs, which greatly enhance the step and atom economy of this strategy. To date, currently limited reports almost concentrate on applications between *ortho*-tosylaminophenyl-substituted *p*-QMs and disubstituted alkenes. However, rare explorations regarding multifunctional alkenes like tri- or tetra-substituted alkenes, which contain large steric hindrance or relatively poor reactivity, have been successfully achieved so far (Wang et al., 2020b). Hence, to address the aforementioned challenges, we herein reported a highly diastereoselective [4 + 2] annulation of *ortho*-tosylaminophenyl-substituted *p*-QMs and cyanoalkenes for the efficient synthesis of

4-aryl-substituted tetrahydroquinolines under mild conditions. This reaction features high yield (up to 96% yield), excellent diastereoselectivities (>20:1 dr), broad functional group tolerance as well as gram-scale capacity (**Scheme 1C**).

RESULTS AND DISCUSSION

To verify the feasibility of our protocol, a serial of reaction parameters was investigated to explore the best condition for the [4 + 2] annulation. Initially, we established the model reaction using *ortho*-tosylaminophenyl-*p*-QMs **1a** and α,α -dicyanoalkenes **2a** as substrates (**Table 1**). To our delight, with the help of Cs₂CO₃ as base, the desired product **3a** was successfully obtained in DCM at room temperature in 80% yield with excellent diastereoselectivity of >20:1 (**Table 1**, entry 1). Encouraged by this promising result, different bases were systematically evaluated, and we found that Na₂CO₃, pyrrolidine, and triethylamine (TEA) were inefficient for this reaction compared to Cs₂CO₃ (entries 2–4). Delightfully, the organic base 1,8-diazabicyclo [5.4.0]undec-7-ene (DBU) was beneficial to this transformation, generating product **3a** in 89% yield (entry 5). Then, we switched attention to solvents screening

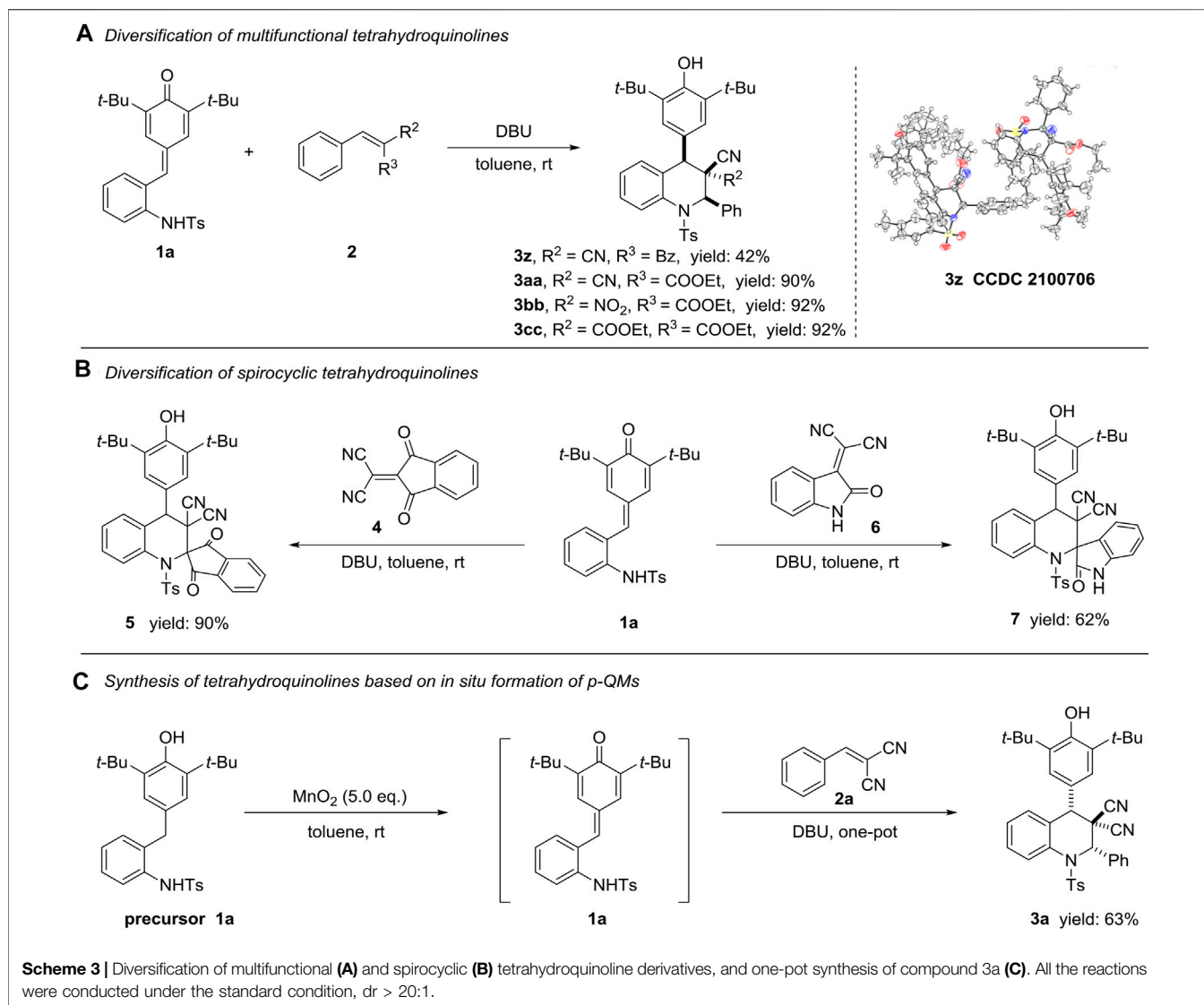


to further improve reaction efficiency (entries 6–10), and the toluene serving as reaction mediate performed best with up to 96% yield (entry 8). After the confirmation of the optimized base and solvent, the factors of temperature and substrate ratio in this base-mediated catalyst-free protocol was subsequently investigated, and it was found that none of improvement of reaction efficiency was observed when applying other temperature or substrate ratio (entries 11–14). Furthermore, we found that reducing the DBU loading to 0.01 mmol and raising the reaction temperature led to slight decrease in yield with prolonged reaction time (entries 15–16).

With the optimal reaction conditions in hand (Table 1, entry 8), we started to explore the substrate scope of this [4 + 2] annulation reaction (Scheme 2). Firstly, the scope of the α , α -dicyanoalkenes part was examined, and we were pleased to find that this protocol tolerated a wide range of α , α -dicyanoalkenes 2, which could readily react with 1a to afford 3a–3u in 55–96% yields. In detail, the α , α -dicyanoalkenes 2 bearing electron-withdrawing (F, Cl, Br, I, ethynyl) and electron-donating (Me, MeO) groups at the phenyl ring could be efficiently converted into the desired products 3a–3n in 62–96% yields

(Scheme 2, line 1). The relative configuration of 3a (CCDC 2100705) was determined by X-ray crystallographic analysis, and the relative configurations of other products **three** were tentatively assigned by analogy. Besides, the α , α -dicyanoalkenes 2 containing challenging disubstituted groups.

Were also available, giving the corresponding products 3o–3r in consistent high yields (Scheme 2, line 1). Moreover, aromatic series (naphthyl, furyl, and thienyl) could also participate in this [4 + 2] annulation sequence to provide expected products 3s, 3t and 3u in 79, 55 and 65% yields, respectively (Scheme 2, line 2). Subsequently, several *ortho*-tosylaminophenyl-*p*-QMs 1 were investigated to further verify the generality of this method. The results indicated that electronic-withdrawing substituents on the phenyl ring of substrate 1 showed rare affection on efficiency, delivering target products 3v and 3w in high yields (Scheme 2, line 2). Changing the type of protecting group still resulted in desire compound 3x with excellent reaction performance (Scheme 2, line 2). However, the unavailability of dimethyl substituted substrate failed to provide the expected product 3y. To evaluate the general utility and robustness of this protocol, we also

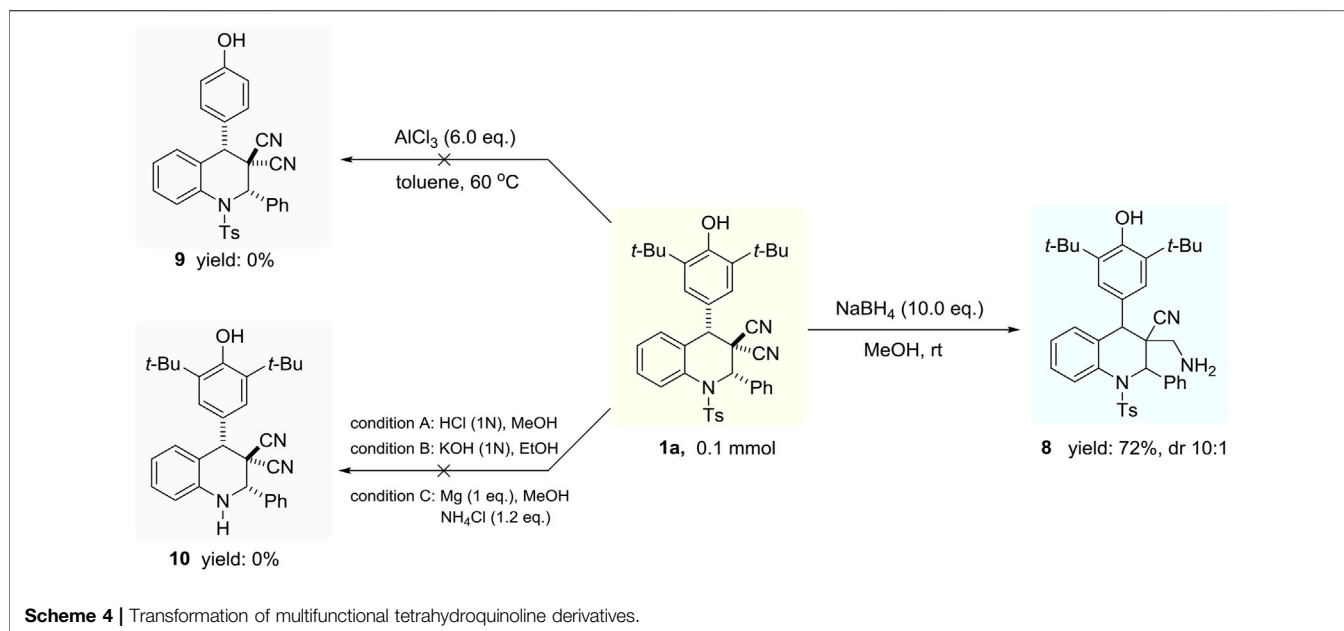


conducted the gram-scale reaction under the standard condition, and the target product **3a** could be smoothly isolated in 93% yield.

To enrich the diversification of this protocol towards functionalized tetrahydroquinoline derivatives, we established the verification with represented substrates **2** (**Scheme 3**). Fixed different electronic properties groups (such as nitro, benzoyl and COOEt groups) on the position of R^2 and/or R^3 , all reaction could move forward the production of compounds **3z-3bb** under optimal condition in 42, 90 and 92% yields, respectively (**Scheme 3A**). However, substrate containing two ester groups could not offer the target product **3cc** under this condition. The relative configuration of **3aa** (CCDC 2100706) was determined by X-ray crystallographic analysis, and the relative configurations of **3z-3bb** were tentatively assigned by analogy. Moreover, we attempted to construct valuable spirocyclic frameworks employing tetra-substituted substrates **four** and **six** within

the established condition, and successfully obtained desirable products **five** and **seven** in 90 and 62% yields, respectively (**Scheme 3B**). Regrettably, we failed to accurately assign the relative configuration of compound **5** and **7** with limited information (for details please see ESI). In order to further explore the robustness of this methodology, a preliminary attempt of one-pot synthesis of functionalized tetrahydroquinoline compound starting from precursor **1a** was successfully conducted, producing target molecule **3a** in 63% yield (**Scheme 3C**, Wang et al., 2018).

Meanwhile, the successful transformation of reducing cyan group into primary amine delivered the valuable product **8** with good reaction performance and undefined-relative configuration (for details please see ESI), which may show the potential application in medicinal chemistry (**Scheme 4**, right column). However, the removal of *para*-toluene sulfonamide and di-tertiary butyl groups failed to provide the expected products **9** and **10** (**Scheme 4**, left column).



CONCLUSION

In conclusion, we have developed a DBU-mediated catalyst-free [4 + 2] annulation between *ortho*-tosylaminophenyl-substituted *p*-QMs and cyanoalkenes for synthesis of valuable tetrahydroquinoline derivatives through an aza-Michael/1,6-conjugate addition sequence. This protocol features broad of tolerance and diversification on substrates, offering straightforward route to various of 4-aryl-substituted tetrahydroquinolines with high yields, excellent diastereoselectivities as well as gram-scale capacity. Moreover, a one-pot reaction sequence utilizing *in situ* generated *p*-QMs under the similar condition to build tetrahydroquinoline framework is smoothly conducted with good reaction performance as well as step and atom economy. Further studies on the bioactivity of those promising tetrahydroquinolines will be reported in due course.

Experiment

General Information

NMR data were obtained for ^1H at 400 MHz and for ^{13}C at 100 MHz, or for ^1H at 600 MHz and for ^{13}C at 150 MHz. Chemical shifts were reported in parts per million (ppm) using tetramethyl silane as internal standard with solvent resonance in CDCl_3 . UV detection was performed at 254 nm. ESI-HRMS spectra were measured with a Q-TOF instrument. Column chromatography was performed on a silica gel (200–300 mesh) using an eluent of ethyl acetate and petroleum ether. TLC was performed on glass-backed silica plates; products were visualized using UV light. Melting points were determined on a Mel-Temp apparatus. All reagents and solvents were obtained from commercial sources and used without further purification. Substrates 1 and precursor 1a were prepared according to the literature procedures (Wang et al., 2018; Wang J.-Y. et al., 2020).

Substrates 2 (Ghosh et al., 2021) and other cyanoalkenes (Fioravanti et al., 2012; Donckele et al., 2015; Zhu et al., 2017; Chen et al., 2021) were prepared through the Knoevenagel reactions, and all substrates can be stored at 4°C for 25 days without decomposition.

General procedure for the synthesis of 3: The reaction was carried out with 1 (0.1 mmol), 2 (0.12 mmol) and DBU (0.02 mmol) in anhydrous toluene (2 ml) at room temperature for 1 h. Upon the consumption of substrate 1 (monitored by TLC), the residue was directly purified by flash column chromatography (PE/EA = 20:1 to 10:1) to provide the desired product 3. The one-pot synthesis of product 3a was conducted in similar manner and MnO_2 (5.0 eq.) was added as oxidant in the reaction.

4-(3,5-di-tert-butyl-4-hydroxyphenyl)-2-phenyl-1-tosyl-1,4-dihydroquinoline-3,3(2H)-dicarbonitrile (3a). Compound 3a was synthesized in a manner of the general procedure for the synthesis of 3. Yield 96%, white powder solid, >20:1 dr, m. p. 215–216°C. ^1H NMR (600 MHz, CDCl_3) δ ppm 7.94 (dd, $J = 7.8, 1.2$ Hz, 1H), 7.92–7.87 (m, 1H), 7.63–7.57 (m, 2H), 7.57–7.52 (m, 2H), 7.49–7.37 (m, 5H), 7.32–7.28 (m, 2H), 6.84 (d, $J = 7.8$ Hz, 1H), 6.34 (s, 1H), 5.79 (s, 1H), 5.34 (s, 1H), 3.17 (s, 1H), 2.45 (s, 3H), 1.39 (s, 18H). ^{13}C NMR (150 MHz, CDCl_3) δ ppm 158.9, 153.5, 143.8, 135.6, 134.4, 133.61, 133.59, 132.4, 129.7, 128.9, 128.7, 128.6, 128.5, 128.0, 127.4, 126.9, 126.5, 126.4, 126.2, 121.2, 112.7, 111.4, 66.3, 49.9, 49.8, 30.6, 29.1, 20.7. HRMS (ESI): m/z $[\text{M} + \text{Na}]^+$ calcd for $\text{C}_{38}\text{H}_{39}\text{N}_3\text{NaO}_3\text{S}^+$: 640.2610; found 640.2614.

2-(2-chlorophenyl)-4-(3,5-di-tert-butyl-4-hydroxyphenyl)-1-tosyl-1,4-dihydroquinoline-3,3(2H)-dicarbonitrile (3b). Compound 3b was synthesized in a manner of the general procedure for the synthesis of 3. Yield 91%, white powder solid, >20:1 dr, m. p. 254–255 °C. ^1H NMR (400 MHz, CDCl_3) δ ppm 7.88 (d, $J = 8.0$ Hz, 1H), 7.59–7.54 (m, 2H), 7.53–7.46 (m,

3H), 7.42 (s, 1H), 7.35–7.24 (m, 5H), 6.89 (d, $J = 7.6$ Hz, 1H), 6.36 (s, 2H), 5.34 (s, 1H), 3.10 (s, 1H), 2.46 (s, 3H), 1.40 (s, 18H). ^{13}C NMR (100 MHz, CDCl_3) δ ppm 154.6, 145.1, 136.7, 135.6, 134.7, 134.2, 133.05, 133.02, 130.6, 130.3, 130.1, 129.9, 129.8, 128.5, 127.9, 127.6, 127.4, 122.1, 112.8, 112.2, 61.7, 51.6, 49.3, 34.3, 30.2, 21.8. HRMS (ESI): m/z $[\text{M} + \text{Na}]^+$ calcd for $\text{C}_{38}\text{H}_{38}\text{ClN}_3\text{NaO}_3\text{S}^+$: 674.2220; found 674.2215.

2-(2-bromophenyl)-4-(3,5-di-tert-butyl-4-hydroxyphenyl)-1-tosyl-1,4-dihydroquinoline-3,3(2H)-dicarbonitrile (3c). Compound 3c was synthesized in a manner of the general procedure for the synthesis of 3. Yield 71%, white powder solid, >20:1 dr, m. p. 241–242 °C. ^1H NMR (400 MHz, CDCl_3) δ ppm 7.87 (d, $J = 8.4$ Hz, 1H), 7.66 (dd, $J = 8.0, 1.2$ Hz, 1H), 7.57–7.53 (m, 2H), 7.51–7.49 (m, 2H), 7.42–7.37 (m, 2H), 7.34–7.30 (m, 3H), 7.26 (td, $J = 8.0, 2.0$ Hz, 1H), 6.89 (d, $J = 7.6$ Hz, 1H), 6.34 (s, 1H), 6.33 (s, 2H), 5.34 (s, 1H), 3.08 (s, 1H), 2.47 (s, 3H), 1.40 (s, 18H). ^{13}C NMR (100 MHz, CDCl_3) δ ppm 154.6, 145.0, 136.7, 136.2, 135.6, 134.2, 133.3, 133.1, 130.9, 130.7, 130.1, 129.8, 128.5, 128.0, 127.9, 127.60, 127.5, 123.4, 122.1, 112.8, 112.1, 63.8, 51.7, 49.3, 34.3, 30.2, 21.8. HRMS (ESI): m/z $[\text{M} + \text{Na}]^+$ calcd for $\text{C}_{38}\text{H}_{38}\text{BrN}_3\text{NaO}_3\text{S}^+$: 718.1715; found 718.1721.

4-(3,5-di-tert-butyl-4-hydroxyphenyl)-2-(2-iodophenyl)-1-tosyl-1,4-dihydroquinoline-3,3(2H)-dicarbonitrile (3d). Compound 3d was synthesized in a manner of the general procedure for the synthesis of 3. Yield 77%, white powder solid, >20:1 dr, m. p. 247–248 °C. ^1H NMR (400 MHz, CDCl_3) δ ppm 7.95 (dd, $J = 8.0, 1.2$ Hz, 1H), 7.87 (dd, $J = 8.1, 1.2$ Hz, 1H), 7.67–7.48 (m, 4H), 7.46–7.38 (m, 2H), 7.34 (d, $J = 8.0$ Hz, 3H), 7.09 (td, $J = 7.6, 1.6$ Hz, 1H), 6.88 (d, $J = 8.0$ Hz, 1H), 6.33 (s, 1H), 6.15 (s, 1H), 5.33 (s, 1H), 3.06 (s, 1H), 2.47 (s, 3H), 1.40 (s, 18H). ^{13}C NMR (100 MHz, CDCl_3) δ ppm 154.6, 145.0, 140.3, 139.2, 136.7, 135.7, 134.2, 133.2, 131.0, 130.4, 130.0, 129.8, 128.8, 128.5, 127.9, 127.7, 127.5, 122.1, 112.8, 112.1, 99.4, 67.5, 51.6, 49.4, 34.3, 30.2, 21.8. HRMS (ESI): m/z $[\text{M} + \text{Na}]^+$ calcd for $\text{C}_{38}\text{H}_{38}\text{IN}_3\text{NaO}_3\text{S}^+$: 766.1576; found 766.1585.

4-(3,5-di-tert-butyl-4-hydroxyphenyl)-2-(3-fluorophenyl)-1-tosyl-1,4-dihydroquinoline-3,3(2H)-dicarbonitrile (3e). Compound 3e was synthesized in a manner of the general procedure for the synthesis of 3. Yield 89%, white powder solid, >20:1 dr, m. p. 215–216 °C. ^1H NMR (400 MHz, CDCl_3) δ ppm 7.96 (d, $J = 8.0$ Hz, 1H), 7.55 (td, $J = 7.6, 1.2$ Hz, 1H), 7.47–7.38 (m, 5H), 7.34–7.30 (m, 4H), 7.18–7.05 (m, 1H), 6.86 (d, $J = 8.0$ Hz, 1H), 6.34 (s, 1H), 5.79 (s, 1H), 5.35 (s, 1H), 3.13 (s, 1H), 2.45 (s, 3H), 1.40 (s, 18H). ^{13}C NMR (100 MHz, CDCl_3) δ ppm 164.1 (d, $J_{\text{CF}} = 246.7$ Hz), 154.6, 145.1, 139.2 (d, $J_{\text{CF}} = 6.8$ Hz), 136.8, 135.1, 134.4, 133.2, 130.8 (d, $J_{\text{CF}} = 8.1$ Hz), 130.0, 129.9, 128.4, 128.1, 127.6, 127.4, 123.0, 122.9 (d, $J_{\text{CF}} = 3.1$ Hz), 116.8 (d, $J_{\text{CF}} = 21.1$ Hz), 114.6 (d, $J_{\text{CF}} = 23.1$ Hz), 113.6, 112.2, 66.7, 50.9, 50.5, 34.3, 30.2, 21.8. HRMS (ESI): m/z $[\text{M} + \text{Na}]^+$ calcd for $\text{C}_{38}\text{H}_{38}\text{FN}_3\text{NaO}_3\text{S}^+$: 658.2516; found 658.2512.

2-(3-bromophenyl)-4-(3,5-di-tert-butyl-4-hydroxyphenyl)-1-tosyl-1,4-dihydroquinoline-3,3(2H)-dicarbonitrile (3f). Compound 3f was synthesized in a manner of the general procedure for the synthesis of 3. Yield 93%, white powder solid, >20:1 dr, m. p. 223–224 °C. ^1H NMR (400 MHz, CDCl_3) δ ppm 7.94 (dd, $J = 8.0, 1.2$ Hz, 1H), 7.70 (d, $J = 2.0$ Hz, 1H),

7.64–7.47 (m, 3H), 7.42 (dd, $J = 6.4, 1.6$ Hz, 3H), 7.37–7.28 (m, 4H), 6.85 (d, $J = 7.6$ Hz, 1H), 6.34 (s, 1H), 5.72 (s, 1H), 5.35 (s, 1H), 3.13 (s, 1H), 2.45 (s, 3H), 1.40 (s, 18H). ^{13}C NMR (100 MHz, CDCl_3) δ ppm 154.6, 145.1, 138.8, 136.8, 135.1, 134.3, 133.1, 132.8, 130.6, 130.3, 130.0, 129.9, 128.4, 128.1, 127.6, 127.4, 126.0, 123.1, 122.1, 113.5, 112.2, 66.6, 50.9, 50.6, 34.7, 30.2, 21.8. HRMS (ESI): m/z $[\text{M} + \text{Na}]^+$ calcd for $\text{C}_{38}\text{H}_{38}\text{BrN}_3\text{NaO}_3\text{S}^+$: 718.1715; found 718.1720.

2-(4-chlorophenyl)-4-(3,5-di-tert-butyl-4-hydroxyphenyl)-1-tosyl-1,4-dihydroquinoline-3,3(2H)-dicarbonitrile (3g). Compound 3g was synthesized in a manner of the general procedure for the synthesis of 3. Yield 95%, white powder solid, >20:1 dr, m. p. 217–218 °C. ^1H NMR (400 MHz, CDCl_3) δ ppm 7.93 (d, $J = 8.0$ Hz, 1H), 7.63–7.51 (m, 3H), 7.42 (dd, $J = 8.4, 3.6$ Hz, 5H), 7.30 (t, $J = 7.6$ Hz, 3H), 6.84 (d, $J = 7.6$ Hz, 1H), 6.34 (s, 1H), 5.74 (s, 1H), 5.35 (s, 1H), 3.13 (s, 1H), 2.45 (s, 3H), 1.40 (s, 18H). ^{13}C NMR (100 MHz, CDCl_3) δ ppm 171.2, 154.6, 145.1, 136.8, 135.6, 135.3, 135.2, 134.3, 133.2, 130.0, 129.9, 129.3, 128.7, 128.3, 128.1, 127.6, 127.4, 123.9, 122.1, 113.5, 112.3, 66.8, 60.4, 50.6, 34.5, 30.2, 21.7. HRMS (ESI): m/z $[\text{M} + \text{Na}]^+$ calcd for $\text{C}_{38}\text{H}_{38}\text{ClN}_3\text{NaO}_3\text{S}^+$: 674.2220; found 674.2223.

2-(4-bromophenyl)-4-(3,5-di-tert-butyl-4-hydroxyphenyl)-1-tosyl-1,4-dihydroquinoline-3,3(2H)-dicarbonitrile (3h). Compound 3h was synthesized in a manner of the general procedure for the synthesis of 3. Yield 95%, white powder solid, >20:1 dr, m. p. 235–236 °C. ^1H NMR (400 MHz, CDCl_3) δ ppm 7.93 (d, $J = 8.0$ Hz, 1H), 7.59 (d, $J = 8.0$ Hz, 2H), 7.54 (t, $J = 7.6$ Hz, 1H), 7.48 (d, $J = 8.4$ Hz, 2H), 7.42 (d, $J = 8.0$ Hz, 3H), 7.30 (t, $J = 7.6$ Hz, 3H), 6.84 (d, $J = 7.6$ Hz, 1H), 6.34 (s, 1H), 5.72 (s, 1H), 5.35 (s, 1H), 3.13 (s, 1H), 2.45 (s, 3H), 1.40 (s, 18H). ^{13}C NMR (100 MHz, CDCl_3) δ ppm 154.6, 145.1, 136.8, 135.8, 135.1, 134.3, 133.2, 132.3, 130.0, 129.9, 129.0, 128.3, 128.1, 127.6, 127.4, 123.9, 122.1, 113.5, 112.3, 66.9, 50.9, 50.5, 34.5, 30.2, 21.8. HRMS (ESI): m/z $[\text{M} + \text{Na}]^+$ calcd for $\text{C}_{38}\text{H}_{38}\text{BrN}_3\text{NaO}_3\text{S}^+$: 718.1715; found 718.1709.

4-(3,5-di-tert-butyl-4-hydroxyphenyl)-2-(4-ethynylphenyl)-1-tosyl-1,4-dihydroquinoline-3,3(2H)-dicarbonitrile (3i). Compound 3i was synthesized in a manner of the general procedure for the synthesis of 3. Yield 92%, white powder solid, >20:1 dr, m. p. 248–249 °C. ^1H NMR (400 MHz, CDCl_3) δ ppm 7.94 (d, $J = 7.2$ Hz, 1H), 7.62–7.50 (m, 5H), 7.43–7.41 (m, 3H), 7.35–7.28 (m, 3H), 6.85 (d, $J = 7.6$ Hz, 1H), 6.35 (s, 1H), 5.77 (s, 1H), 5.35 (s, 1H), 3.15 (s, 1H), 3.12 (s, 1H), 2.45 (s, 3H), 1.40 (s, 18H). ^{13}C NMR (100 MHz, CDCl_3) δ ppm 154.6, 145.1, 137.2, 136.8, 135.2, 134.4, 133.3, 132.8, 130.0, 129.8, 128.4, 128.7, 127.6, 127.4, 127.3, 123.5, 122.1, 113.5, 112.3, 82.9, 78.4, 67.0, 51.0, 50.5, 34.5, 30.2, 21.8. HRMS (ESI): m/z $[\text{M} + \text{Na}]^+$ calcd for $\text{C}_{40}\text{H}_{39}\text{N}_3\text{NaO}_3\text{S}^+$: 664.2610; found 664.2614.

4-(3,5-di-tert-butyl-4-hydroxyphenyl)-2-(o-tolyl)-1-tosyl-1,4-dihydroquinoline-3,3(2H)-dicarbonitrile (3j). Compound 3j was synthesized in a manner of the general procedure for the synthesis of 3. Yield 96%, white powder solid, >20:1 dr, m. p. 233–234 °C. ^1H NMR (400 MHz, CDCl_3) δ ppm 7.81 (dd, $J = 8.0, 1.2$ Hz, 1H), 7.52 (td, $J = 8.0, 1.6$ Hz, 1H), 7.47–7.36 (m, 3H), 7.36–7.20 (m, 7H), 6.92 (dd, $J = 7.6, 1.2$ Hz, 1H), 6.41 (s, 1H), 6.13 (s, 1H), 5.34 (s, 1H), 3.25 (s, 1H), 2.75 (s, 3H), 2.45 (s, 3H), 1.41 (s, 18H).

^{13}C NMR (100 MHz, CDCl_3) δ ppm 154.6, 144.8, 136.6, 136.0, 135.6, 135.2, 134.9, 133.3, 130.9, 129.9, 129.7, 129.3, 129.0, 128.1, 127.8, 127.5, 127.3, 126.5, 122.2, 113.3, 112.9, 77.3, 77.0, 76.7, 62.1, 51.6, 50.0, 34.7, 30.2, 21.8, 21.7, 19.5. HRMS (ESI): m/z $[\text{M} + \text{Na}]^+$ calcd for $\text{C}_{39}\text{H}_{41}\text{N}_3\text{NaO}_3\text{S}^+$: 654.2766; found 654.2762.

4-(3,5-di-tert-butyl-4-hydroxyphenyl)-2-(2-methoxyphenyl)-1-tosyl-1,4-dihydroquinoline-3,3(2H)-dicarbonitrile (3k). Compound 3k was synthesized in a manner of the general procedure for the synthesis of 3. Yield 94%, white powder solid, >20:1 dr, m. p. 198–199°C. ^1H NMR (400 MHz, CDCl_3) δ ppm 7.97 (d, $J = 8.0$ Hz, 1H), 7.67–7.41 (m, 5H), 7.36–7.27 (m, 4H), 6.99 (t, $J = 8.0$ Hz, 2H), 6.94 (d, $J = 8.4$ Hz, 1H), 6.46 (s, 1H), 6.36 (s, 1H), 5.32 (s, 1H), 3.93 (s, 3H), 3.17 (s, 1H), 2.45 (s, 3H), 1.40 (s, 18H). ^{13}C NMR (100 MHz, CDCl_3) δ ppm 155.9, 154.5, 144.7, 136.3, 136.0, 135.5, 132.8, 130.4, 130.0, 129.5, 128.9, 128.0, 127.9, 127.6, 127.4, 126.2, 122.1, 121.0, 114.3, 113.2, 110.5, 60.6, 55.0, 51.1, 50.1, 34.6, 30.2, 21.8. HRMS (ESI): m/z $[\text{M} + \text{Na}]^+$ calcd for $\text{C}_{39}\text{H}_{41}\text{N}_3\text{NaO}_4\text{S}^+$: 670.2715; found 670.2718.

4-(3,5-di-tert-butyl-4-hydroxyphenyl)-2-(p-tolyl)-1-tosyl-1,4-dihydroquinoline-3,3(2H)-dicarbonitrile (3l). Compound 3l was synthesized in a manner of the general procedure for the synthesis of 3. Yield 93%, white powder solid, >20:1 dr, m. p. 223–224°C. ^1H NMR (400 MHz, CDCl_3) δ ppm ^1H NMR (400 MHz, CDCl_3) δ 7.85 (d, $J = 8.0$ Hz, 1H), 7.45 (t, $J = 7.6$ Hz, 1H), 7.40–7.34 (m, 5H), 7.24–7.19 (m, 3H), 7.17 (d, $J = 8.2$ Hz, 2H), 6.75 (d, $J = 7.6$ Hz, 1H), 6.26 (s, 1H), 5.67 (s, 1H), 5.25 (s, 1H), 3.07 (s, 1H), 2.37 (s, 3H), 2.29 (s, 3H), 1.32 (s, 18H). ^{13}C NMR (100 MHz, CDCl_3) δ ppm 154.5, 144.8, 139.4, 136.7, 135.5, 134.7, 133.8, 133.4, 129.9, 129.7, 128.4, 127.9, 127.5, 127.4, 127.1, 124.0, 122.4, 113.7, 112.6, 67.3, 50.95, 50.92, 34.4, 30.2, 21.7, 21.3. HRMS (ESI): m/z $[\text{M} + \text{Na}]^+$ calcd for $\text{C}_{39}\text{H}_{41}\text{N}_3\text{NaO}_3\text{S}^+$: 654.2766; found 654.2773.

4-(3,5-di-tert-butyl-4-hydroxyphenyl)-2-(4-methoxyphenyl)-1-tosyl-1,4-dihydroquinoline-3,3(2H)-dicarbonitrile (3m). Compound 3m was synthesized in a manner of the general procedure for the synthesis of 3. Yield 88%, white powder solid, >20:1 dr, m. p. 210–211°C. ^1H NMR (400 MHz, CDCl_3) δ ppm 7.92 (dd, $J = 8.0$, 1.2 Hz, 1H), 7.54–7.50 (m, 3H), 7.43 (d, $J = 8.0$ Hz, 3H), 7.32–7.27 (m, 3H), 6.96 (d, $J = 8.8$ Hz, 2H), 6.83 (dt, $J = 8.0$, 1.6 Hz, 1H), 6.35 (s, 1H), 5.75 (s, 1H), 5.34 (s, 1H), 3.82 (s, 3H), 3.16 (s, 1H), 2.45 (s, 3H), 1.40 (s, 18H). ^{13}C NMR (100 MHz, CDCl_3) δ ppm 160.4, 154.5, 144.8, 136.7, 135.5, 134.7, 133.5, 129.9, 129.7, 128.8, 128.6, 128.4, 127.9, 127.5, 127.4, 122.4, 114.4, 113.8, 112.6, 67.1, 55.3, 51.1, 50.9, 34.9, 30.2, 21.8. HRMS (ESI): m/z $[\text{M} + \text{Na}]^+$ calcd for $\text{C}_{39}\text{H}_{41}\text{N}_3\text{NaO}_4\text{S}^+$: 670.2715; found 670.2721.

4-(3,5-di-tert-butyl-4-hydroxyphenyl)-2-(3,4-dimethoxyphenyl)-1-tosyl-1,4-dihydroquinoline-3,3(2H)-dicarbonitrile (3n). Compound 3n was synthesized in a manner of the general procedure for the synthesis of 3. Yield 62%, white powder solid, >20:1 dr, m. p. 202–203°C. ^1H NMR (400 MHz, CDCl_3) δ ppm 7.92 (t, $J = 1.6$ Hz, 1H), 7.52 (td, $J = 7.6$, 1.6 Hz, 1H), 7.43 (d, $J = 8.0$ Hz, 3H), 7.30 (t, $J = 7.2$ Hz, 3H), 7.18 (dd, $J = 8.0$, 2.0 Hz, 1H), 7.08 (s, 1H), 6.92 (d, $J = 8.4$ Hz, 1H), 6.85 (d, $J = 7.6$ Hz, 1H), 6.36 (s, 1H), 5.76 (s, 1H), 5.34 (s, 1H), 3.89 (s, 3H), 3.87 (s, 3H), 3.17 (s, 1H), 2.45 (s, 3H), 1.40 (s, 18H). ^{13}C NMR (100 MHz, CDCl_3) δ 154.5, 149.9, 149.2, 144.9, 136.7, 135.5, 134.7, 133.4, 129.9, 129.7, 129.1, 128.1, 127.9, 127.6, 127.4,

122.3, 119.9, 113.9, 112.6, 111.3, 110.1, 67.2, 55.9, 55.8, 51.2, 50.9, 34.5, 30.2, 21.7. HRMS (ESI): m/z $[\text{M} + \text{Na}]^+$ calcd for $\text{C}_{40}\text{H}_{43}\text{N}_3\text{NaO}_5\text{S}^+$: 700.2821; found 700.2828.

4-(3,5-di-tert-butyl-4-hydroxyphenyl)-2-(2,4-dichlorophenyl)-1-tosyl-1,4-dihydroquinoline-3,3(2H)-dicarbonitrile (3o). Compound 3o was synthesized in a manner of the general procedure for the synthesis of 3. Yield 91%, white powder solid, >20:1 dr, m. p. 250–251°C. ^1H NMR (400 MHz, Chloroform-*d*) δ ppm 7.91 (dd, $J = 8.0$, 1.2 Hz, 1H), 7.57 (td, $J = 7.6$, 1.6 Hz, 1H), 7.52 (d, $J = 2.8$ Hz, 1H), 7.46 (d, $J = 8.4$ Hz, 2H), 7.42 (d, $J = 8.8$ Hz, 2H), 7.39–7.30 (m, 4H), 6.90 (d, $J = 7.6$ Hz, 1H), 6.34 (s, 1H), 6.27 (s, 1H), 5.35 (s, 1H), 3.04 (s, 1H), 2.47 (s, 3H), 1.40 (s, 18H). ^{13}C NMR (100 MHz, CDCl_3) δ ppm 154.7, 145.2, 136.3, 135.3, 133.9, 133.4, 132.7, 131.3, 131.0, 130.8, 130.3, 130.1, 130.0, 128.5, 128.1, 127.6, 127.5, 121.9, 112.5, 111.9, 61.4, 51.6, 49.0, 34.7, 30.2, 21.8. HRMS (ESI): m/z $[\text{M} + \text{Na}]^+$ calcd for $\text{C}_{38}\text{H}_{37}\text{Cl}_2\text{N}_3\text{NaO}_3\text{S}^+$: 708.1830; found 708.1841.

4-(3,5-di-tert-butyl-4-hydroxyphenyl)-2-(2,6-dichlorophenyl)-1-tosyl-1,4-dihydroquinoline-3,3(2H)-dicarbonitrile (3p). Compound 3p was synthesized in a manner of the general procedure for the synthesis of 3. Yield 89%, white powder solid, >20:1 dr, m. p. 303–304°C. ^1H NMR (400 MHz, CDCl_3) δ 7.85 (d, $J = 8.0$ Hz, 1H), 7.45 (t, $J = 7.8$ Hz, 1H), 7.43–7.24 (m, 5H), 7.22–7.20 (m, 3H), 7.17 (d, $J = 8.4$ Hz, 2H), 6.75 (d, $J = 7.7$ Hz, 1H), 6.26 (s, 1H), 5.67 (s, 1H), 5.25 (s, 1H), 3.07 (s, 1H), 2.37 (s, 3H), 2.29 (s, 3H), 1.32 (s, 18H). ^{13}C NMR (100 MHz, CDCl_3) δ ppm 154.7, 145.1, 136.6, 136.55, 136.47, 136.0, 133.5, 131.8, 131.5, 131.0, 130.1, 130.0, 129.9, 129.4, 129.3, 128.3, 127.7, 127.4, 127.2, 124.3, 122.1, 113.0, 112.1, 62.5, 52.0, 47.1, 34.7, 34.2, 30.3, 30.1, 21.8. HRMS (ESI): m/z $[\text{M} + \text{Na}]^+$ calcd for $\text{C}_{38}\text{H}_{37}\text{Cl}_2\text{N}_3\text{NaO}_3\text{S}^+$: 708.1830; found 708.1841.

2-(2-chloro-5-fluorophenyl)-4-(3,5-di-tert-butyl-4-hydroxyphenyl)-1-tosyl-1,4-dihydroquinoline-3,3(2H)-dicarbonitrile (3q). Compound 3q was synthesized in a manner of the general procedure for the synthesis of 3. Yield 93%, white powder solid, >20:1 dr, m. p. 232–233°C. ^1H NMR (400 MHz, CDCl_3) δ ppm 7.91 (d, $J = 8.0$ Hz, 1H), 7.57 (t, $J = 8.0$ Hz, 1H), 7.51–7.42 (m, 3H), 7.41–7.32 (m, 4H), 7.29 (dt, $J = 9.2$, 2.4 Hz, 1H), 7.08 (td, $J = 8.0$, 3.2 Hz, 1H), 6.90 (d, $J = 7.6$ Hz, 1H), 6.34 (s, 1H), 6.29 (s, 1H), 5.36 (s, 1H), 3.06 (s, 1H), 2.47 (s, 3H), 1.40 (s, 18H). ^{13}C NMR (100 MHz, CDCl_3) δ ppm 162.5 (d, $J_{\text{CF}} = 249.5$ Hz), 154.7, 145.2, 136.6 (d, $J_{\text{CF}} = 7.0$ Hz), 135.3, 133.9, 132.8, 131.3 (d, $J_{\text{CF}} = 7.7$ Hz), 130.1, 130.0, 128.5, 128.1, 128.0 (d, $J_{\text{CF}} = 3.5$ Hz), 127.6, 127.5, 124.0, 121.9, 118.2 (d, $J_{\text{CF}} = 23.3$ Hz), 117.4 (d, $J_{\text{CF}} = 24.4$ Hz), 112.5, 112.0, 61.6, 51.6, 49.0, 34.6, 30.2, 21.8. HRMS (ESI): m/z $[\text{M} + \text{Na}]^+$ calcd for $\text{C}_{38}\text{H}_{37}\text{ClFN}_3\text{NaO}_3\text{S}^+$: 692.2126; found 692.2131.

2-(5-bromo-2-fluorophenyl)-4-(3,5-di-tert-butyl-4-hydroxyphenyl)-1-tosyl-1,4-dihydroquinoline-3,3(2H)-dicarbonitrile (3r). Compound 3r was synthesized in a manner of the general procedure for the synthesis of 3. Yield 91%, white powder solid, >20:1 dr, m. p. 206–207°C. ^1H NMR (400 MHz, CDCl_3) δ ppm 7.92 (d, $J = 8.0$ Hz, 1H), 7.65 (dd, $J = 6.0$, 2.4 Hz, 1H), 7.57 (t, $J = 8.0$ Hz, 1H), 7.42 (d, $J = 8.0$ Hz, 3H), 7.32 (d, $J = 8.0$ Hz, 3H), 7.07 (t, $J = 8.8$ Hz, 1H), 6.89 (d, $J = 7.6$ Hz, 1H), 6.34 (s, 1H), 6.05 (s, 1H), 5.35 (s, 1H), 3.06 (s, 1H), 2.46 (s, 3H), 1.40 (s, 18H). ^{13}C NMR (150 MHz, CDCl_3) δ ppm 154.8, 145.4, 136.8 (d, $J_{\text{CF}} = 12.9$ Hz), 135.2, 134.4 (d, $J_{\text{CF}} = 7.5$ Hz), 134.1, 132.8, 132.4, 130.2, 130.1, 128.6, 128.2, 128.1, 127.7, 127.6, 124.1, 122.0, 117.8, 117.4,

112.5, 59.3, 51.3, 49.6, 34.7, 34.3, 30.3, 30.2, 21.9. HRMS (ESI): m/z [M + Na]⁺ calcd for C₃₈H₃₇BrFN₃NaO₃S⁺: 736.1621; found 736.1615.

4-(3,5-di-tert-butyl-4-hydroxyphenyl)-2-(naphthalen-1-yl)-1-tosyl-1,4-dihydroquinoline-3,3(2H)-dicarbonitrile (3s). Compound 3s was synthesized in a manner of the general procedure for the synthesis of 3. Yield 79%, white powder solid, >20:1 dr, m. p. 255–256°C. ¹H NMR (400 MHz, CDCl₃) δ ppm 8.43 (d, J = 8.4 Hz, 1H), 8.00–7.83 (m, 3H), 7.74 (d, J = 7.2 Hz, 1H), 7.67 (td, J = 8.8, 1.6 Hz, 1H), 7.60–7.51 (m, 3H), 7.48 (t, J = 8.0 Hz 3H), 7.35 (td, J = 7.6, 1.2 Hz, 1H), 7.28 (d, J = 8.0 Hz, 2H), 6.98 (d, J = 7.8 Hz, 1H), 6.81 (s, 1H), 6.50 (s, 1H), 5.34 (s, 1H), 3.45 (s, 1H), 2.44 (s, 3H), 1.40 (s, 18H). ¹³C NMR (100 MHz, CDCl₃) δ ppm 153.6, 143.8, 135.6, 135.1, 133.8, 132.7, 132.2, 132.1, 129.0, 128.9, 128.7, 128.1, 127.2, 126.8, 126.6, 126.4, 126.4, 126.0, 125.1, 124.2, 121.2, 121.1, 112.3, 111.7, 60.0, 50.8, 49.5, 33.4, 29.2, 20.7. HRMS (ESI): m/z [M + Na]⁺ calcd for C₄₂H₄₁N₃NaO₃S⁺: 690.2766; found 690.2769.

4-(3,5-di-tert-butyl-4-hydroxyphenyl)-2-(furan-2-yl)-1-tosyl-1,4-dihydroquinoline-3,3(2H)-dicarbonitrile (3t). Compound 3t was synthesized in a manner of the general procedure for the synthesis of 3. Yield 55%, white powder solid, >20:1 dr, m. p. 179–180°C. ¹H NMR (400 MHz, CDCl₃) δ ppm 7.67 (dd, J = 8.1, 1.3 Hz, 1H), 7.39–7.36 (m, 2H), 7.31 (td, J = 7.8, 1.6 Hz, 1H), 7.22 (d, J = 8.1 Hz, 2H), 7.15 (td, J = 7.6, 1.2 Hz, 1H), 6.60 (s, 2H), 6.50 (d, J = 7.8 Hz, 1H), 5.22 (s, 2H), 5.16 (s, 1H), 4.12 (q, J = 7.2 Hz, 1H), 2.97 (s, 1H), 2.46 (s, 3H), 2.04 (s, 1H), 1.37 (s, 18H). ¹³C NMR (100 MHz, CDCl₃) δ ppm 153.2, 152.1, 145.5, 137.6, 135.9, 134.4, 133.5, 129.84, 129.77, 127.9, 127.4, 127.3, 126.9, 126.7, 125.7, 118.4, 60.4, 50.1, 41.8, 34.3, 30.2, 21.7. HRMS (ESI): m/z [M + Na]⁺ calcd for C₃₆H₃₇N₃NaO₄S⁺: 630.2402; found 630.2409.

4-(3,5-di-tert-butyl-4-hydroxyphenyl)-2-(thiophen-2-yl)-1-tosyl-1,4-dihydroquinoline-3,3(2H)-dicarbonitrile (3u). Compound 3u was synthesized in a manner of the general procedure for the synthesis of 3. Yield 65%, white powder solid, >20:1 dr, m. p. 238–239°C. ¹H NMR (400 MHz, CDCl₃) δ ppm 7.89 (d, J = 8.0 Hz, 1H), 7.51 (td, J = 7.6, 1.6 Hz, 1H), 7.44–7.42 (m, 3H), 7.40–7.34 (m, 2H), 7.33–7.28 (m, 3H), 7.07 (dd, J = 5.2, 3.6 Hz, 1H), 6.84 (d, J = 7.6 Hz, 1H), 6.32 (s, 1H), 6.13 (s, 1H), 5.34 (s, 1H), 3.12 (s, 1H), 2.45 (s, 3H), 1.40 (s, 18H). ¹³C NMR (100 MHz, CDCl₃) δ ppm 154.6, 145.1, 140.4, 136.7, 134.6, 134.5, 133.3, 130.0, 129.7, 128.8, 128.2, 127.7, 127.6, 127.4, 126.5, 126.3, 122.1, 113.7, 112.1, 63.8, 51.3, 50.6, 34.6, 30.2, 21.6. HRMS (ESI): m/z [M + Na]⁺ calcd for C₃₆H₃₇N₃NaO₃S₂⁺: 646.2174; found 646.2171.

7-bromo-4-(3,5-di-tert-butyl-4-hydroxyphenyl)-2-phenyl-1-tosyl-1,4-dihydroquinoline-3,3(2H)-dicarbonitrile (3v). Compound 3v was synthesized in a manner of the general procedure for the synthesis of 3. Yield 93%, white powder solid, >20:1 dr, m. p. 225–226°C. ¹H NMR (400 MHz, CDCl₃) δ ppm 7.74 (d, J = 8.5 Hz, 1H), 7.59 (dd, J = 8.2, 2.4 Hz, 1H), 7.51–7.45 (m, 2H), 7.41–7.29 (m, 6H), 7.26 (d, J = 8.0 Hz, 2H), 6.96 (s, 1H), 6.28 (s, 1H), 5.69 (s, 1H), 5.31 (s, 1H), 3.04 (s, 1H), 2.39 (s, 3H), 1.33 (s, 18H). ¹³C NMR (100 MHz, CDCl₃) δ ppm 154.9, 145.2, 136.9, 136.3, 135.1, 134.6, 134.4, 132.9, 130.8, 130.1, 129.9, 129.7, 129.1, 127.4, 127.2, 121.8, 121.4, 113.4, 112.2, 67.2, 50.9, 50.7, 34.3, 30.2, 21.8. HRMS (ESI): m/z [M + Na]⁺ calcd for C₃₈H₃₈BrN₃NaO₃S⁺: 718.1715; found 718.1721.

6-chloro-4-(3,5-di-tert-butyl-4-hydroxyphenyl)-2-phenyl-1-tosyl-1,4-dihydroquinoline-3,3(2H)-dicarbonitrile (3w). Compound 3w was synthesized in a manner of the general procedure for the synthesis of 3. Yield 87%, white powder solid, >20:1 dr, m. p. 250–251°C. ¹H NMR (400 MHz, CDCl₃) δ ppm 7.88 (d, J = 8.8 Hz, 1H), 7.62–7.53 (m, 2H), 7.51 (dd, J = 8.4, 2.4 Hz, 1H), 7.50–7.36 (m, 6H), 7.34–7.32 (m, 2H), 6.87 (d, J = 2.4 Hz, 1H), 6.34 (s, 1H), 5.77 (s, 1H), 5.38 (s, 1H), 3.12 (s, 1H), 2.47 (s, 3H), 1.41 (s, 18H). ¹³C NMR (100 MHz, CDCl₃) δ ppm 154.8, 145.2, 136.9, 136.3, 135.0, 134.4, 134.1, 133.9, 130.1, 129.9, 129.7, 129.6, 129.1, 127.9, 127.4, 127.2, 121.5, 113.4, 112.2, 67.2, 60.4, 50.8, 34.4, 30.2, 21.8. HRMS (ESI): m/z [M + Na]⁺ calcd for C₃₈H₃₈ClN₃NaO₃S⁺: 674.2220; found 674.2223.

4-(3,5-di-tert-butyl-4-hydroxyphenyl)-2-phenyl-1-(phenylsulfonyl)-1,4-dihydroquinoline-3,3(2H)-dicarbonitrile (3y). Compound 3y was synthesized in a manner of the general procedure for the synthesis of 3. Yield 90%, white powder solid, >20:1 dr, m. p. 211–212°C. ¹H NMR (400 MHz, CDCl₃) δ ppm 7.95 (d, J = 8.0 Hz, 1H), 7.70 (tt, J = 6.8, 2.0 Hz, 1H), 7.63–7.58 (m, 2H), 7.57–7.49 (m, 5H), 7.48–7.37 (m, 4H), 7.32 (t, J = 7.6 Hz, 1H), 6.82 (d, J = 8.0 Hz, 1H), 6.23 (s, 1H), 5.79 (s, 1H), 5.33 (s, 1H), 2.96 (s, 1H), 1.39 (s, 18H). ¹³C NMR (100 MHz, CDCl₃) δ ppm 154.5, 137.4, 136.7, 136.6, 135.3, 133.8, 133.6, 129.8, 129.6, 129.4, 129.1, 128.5, 128.1, 127.5, 127.3, 127.2, 123.9, 122.1, 113.7, 112.4, 67.4, 50.9, 50.7, 34.5, 30.2. HRMS (ESI): m/z [M + Na]⁺ calcd for C₃₇H₃₇N₃NaO₃S⁺: 626.2453; found 626.2457.

3-benzoyl-4-(3,5-di-tert-butyl-4-hydroxyphenyl)-2-phenyl-1-tosyl-1,2,3,4-tetrahydroquinoline-3-carbonitrile (3z). Compound 3z was synthesized in a manner of the general procedure for the synthesis of 3. Yield 42%, white powder solid, >20:1 dr, m. p. 269–270°C. ¹H NMR (400 MHz, CDCl₃) δ ppm 8.04 (dd, J = 8.0, 1.2 Hz, 1H), 7.60–7.54 (m, 2H), 7.50 (dd, J = 8.4, 7.6 Hz, 1H), 7.46–7.30 (m, 7H), 7.28–7.26 (m, 1H), 7.25–7.20 (m, 1H), 7.16 (d, J = 2.4 Hz, 1H), 7.04–7.00 (m, 2H), 6.81 (dd, J = 6.4, 1.6 Hz, 1H), 6.69–6.55 (m, 2H), 6.27 (s, 1H), 6.13 (d, J = 2.4 Hz, 1H), 5.11 (s, 1H), 3.18 (s, 1H), 2.45 (s, 3H), 1.41 (s, 9H), 1.01 (s, 9H). ¹³C NMR (150 MHz, CDCl₃) δ ppm 196.0, 153.8, 144.3, 138.9, 137.5, 136.4, 136.0, 136.0, 135.2, 134.8, 132.1, 129.6, 129.0, 128.8, 128.7, 128.6, 128.4, 127.9, 127.6, 127.3, 127.1, 125.2, 122.7, 118.6, 67.9, 67.7, 53.3, 34.2, 34.2, 30.2, 30.0, 21.8. HRMS (ESI): m/z [M + Na]⁺ calcd for C₄₄H₄₄N₂NaO₄S⁺: 719.2919; found 719.2925.

Ethyl-3-cyano-4-(3,5-di-tert-butyl-4-hydroxyphenyl)-2-phenyl-1-tosyl-1,2,3,4-tetrahydroquinoline-3-carboxylate (3aa). Compound 3aa was synthesized in a manner of the general procedure for the synthesis of 3. Yield 90%, white powder solid, >20:1 dr, m. p. 255–256°C. ¹H NMR (400 MHz, CDCl₃) δ ppm 7.99 (d, J = 8.0 Hz, 1H), 7.58–7.43 (m, 4H), 7.36–7.35 (m, 4H), 7.34–7.28 (m, 1H), 7.28–7.24 (m, 3H), 6.89 (d, J = 8.0 Hz, 1H), 6.13 (s, 1H), 6.10 (s, 1H), 5.23 (s, 1H), 3.91–3.71 (m, 2H), 3.02 (s, 1H), 2.42 (s, 3H), 1.36 (s, 18H), 0.73 (t, J = 7.6 Hz, 3H). ¹³C NMR (100 MHz, CDCl₃) δ ppm 166.2, 154.0, 144.2, 138.6, 136.1, 135.9, 135.8, 134.8, 134.7, 129.5, 128.79, 128.77, 128.6, 128.5, 127.9, 127.7, 127.3, 127.0, 126.7, 125.2, 122.9, 116.0, 66.1, 64.7, 63.2, 50.9, 34.5, 34.1, 30.3, 30.1, 21.7, 13.3. HRMS (ESI): m/z [M + Na]⁺ calcd for C₄₀H₄₄N₂NaO₅S⁺: 687.2869; found 687.2873.

Ethyl-4-(3,5-di-tert-butyl-4-hydroxyphenyl)-3-nitro-2-phenyl-1-tosyl-1,2,3,4-tetrahydroquinoline-3-carboxylate (3bb).

Compound 3bb was synthesized in a manner of the general procedure for the synthesis of 3. Yield 92%, white powder solid, >20:1 dr, m. p. 166–167°C. ^1H NMR (600 MHz, CDCl_3) δ ppm 7.92 (d, $J = 7.8$ Hz, 1H), 7.56 (d, $J = 8.4$ Hz, 2H), 7.45 (t, $J = 7.8$ Hz, 1H), 7.31–7.20 (m, 8H), 7.15 (s, 1H), 6.95 (d, $J = 8.4$ Hz, 1H), 6.56 (s, 2H), 5.20 (s, 1H), 3.35 (dd, $J = 10.8, 7.2$ Hz, 1H), 3.28 (s, 1H), 3.18 (dd, $J = 10.8, 7.2$ Hz, 1H), 2.39 (s, 3H), 1.34 (s, 18H), 0.56 (t, $J = 7.2$ Hz, 3H). ^{13}C NMR (150 MHz, CDCl_3) δ ppm 163.7, 153.9, 144.3, 139.4, 136.1, 135.9, 135.6, 134.6, 129.8, 128.4, 128.4, 128.1, 127.7, 127.5, 127.4, 126.9, 123.2, 106.0, 65.4, 62.2, 52.8, 34.3, 30.3, 21.9, 12.9. HRMS (ESI): m/z [$M + \text{Na}$] $^+$ calcd for $\text{C}_{39}\text{H}_{44}\text{N}_2\text{NaO}_7\text{S}^+$: 707.2767; found 707.2772.

4'-(3,5-di-tert-butyl-4-hydroxyphenyl)-1,3-dioxo-1'-tosyl-1,1',3,4'-tetrahydro-3'H-spiro[indene-2,2'-quinoline]-3',3'-dicarbonitrile (5). Compound 5 was synthesized in a similar manner of the general procedure for the synthesis of 3. Yield 90%, white powder solid, >20:1 dr, m. p. 239–240°C. ^1H NMR (400 MHz, CDCl_3) δ ppm 8.17–7.13 (m, 2H), 8.06–7.91 (m, 4H), 7.68 (d, $J = 8.0$ Hz, 1H), 7.35–7.32 (m, 3H), 7.20 (td, $J = 8.4, 1.6$ Hz, 1H), 7.10 (s, 1H), 7.01 (t, $J = 7.6$ Hz, 1H), 6.94 (d, $J = 7.6$ Hz, 1H), 5.38 (s, 1H), 5.14 (s, 1H), 2.40 (s, 3H), 1.45 (s, 9H), 1.38 (s, 9H). ^{13}C NMR (100 MHz, CDCl_3) δ ppm 195.4, 191.1, 154.9, 145.4, 139.0, 138.9, 137.4, 137.2, 136.9, 136.4, 135.8, 130.1, 129.3, 129.0, 128.4, 124.9, 124.7, 124.3, 123.9, 123.3, 119.5, 110.5, 110.3, 68.7, 47.4, 45.6, 34.7, 34.4, 30.3, 21.7. HRMS (ESI): m/z [$M + \text{Na}$] $^+$ calcd for $\text{C}_{40}\text{H}_{37}\text{N}_3\text{NaO}_5\text{S}^+$: 694.2352; found 694.2359.

4'-(3,5-di-tert-butyl-4-hydroxyphenyl)-2-oxo-1'-tosyl-1',4'-dihydro-3'H-spiro[indoline-3,2'-quinoline]-3',3'-dicarbonitrile (7). Compound 7 was synthesized in a similar manner of the general procedure for the synthesis of 3. Yield 62%, red powder solid, >20:1 dr, m. p. 201–202°C. ^1H NMR (600 MHz, CDCl_3) δ ppm 8.11 (d, $J = 7.8$ Hz, 1H), 7.63 (d, $J = 8.4$ Hz, 2H), 7.47 (dd, $J = 7.8, 1.8$ Hz, 1H), 7.36–7.30 (m, 1H), 7.30–7.26 (m, 1H), 7.19 (d, $J = 8.4$ Hz, 2H), 7.16 (dd, $J = 7.8, 1.8$ Hz, 1H), 7.13 (dd, $J = 7.8, 1.2$ Hz, 1H), 7.06 (td, $J = 7.8, 1.2$ Hz, 1H), 6.82 (m, 2H), 6.76 (s, 1H), 6.52 (s, 1H), 6.37 (d, $J = 8.4$ Hz, 1H), 5.32 (s, 1H), 2.36 (s, 3H), 1.33 (s, 18H). ^{13}C NMR (150 MHz, CDCl_3) δ ppm 163.2, 154.1, 148.7, 146.0, 144.2, 137.1, 136.9, 136.7, 135.0, 131.4, 129.9, 129.6, 128.9, 127.1, 126.8, 126.6, 126.5, 125.0, 124.5, 123.8, 118.6, 113.0, 112.4, 110.7, 82.9, 55.7, 34.5, 30.2, 21.7. HRMS (ESI): m/z [$M + \text{Na}$] $^+$ calcd for $\text{C}_{39}\text{H}_{38}\text{N}_7\text{NaO}_4\text{S}^+$: 681.2511; found 681.2514.

Procedure for the synthesis of 8: The reaction was carried out with 1a (0.1 mmol), NaBH_4 (10.0 eq.) in anhydrous MeOH (2 ml) at room temperature for several hours. Upon the consumption of substrate 1 (monitored by TLC), the reaction was quenched with aqueous NaHCO_3 , and extraction was carried out with CH_2Cl_2 . The organic layer was dried over Na_2SO_4 and concentrated. Then, the residue was directly purified by flash column chromatography (PE/EA = 10:1 to 8:1) to provide the desired product 8.

3-(aminomethyl)-4-(3,5-di-tert-butyl-4-hydroxyphenyl)-2-phenyl-1-tosyl-1,2,3,4-tetrahydro-quinoline-3-carbonitrile (8). Yield 72%, white powder solid, 10:1 dr, m. p. 235–236°C. ^1H NMR (600 MHz, CDCl_3) δ ppm 7.82 (dd, $J = 8.4, 1.0$ Hz, 1H), 7.38 (d, $J = 8.4$ Hz, 3H), 7.35 (d, $J = 7.2$ Hz, 3H), 7.28 (t, $J = 7.8$ Hz, 2H), 7.26–7.19 (m, 2H), 7.13 (d, $J = 8.4$ Hz, 3H), 6.65 (d, $J = 7.8$ Hz, 1H), 5.80 (s, 1H), 5.19 (s, 1H), 2.82 (s, 1H), 2.58 (dd, $J = 28.8$ Hz, 13.8 Hz,

2H), 2.33 (s, 3H), 1.31 (s, 18H), 0.78 (s, 2H). ^{13}C NMR (150 MHz, CDCl_3) δ ppm 153.8, 143.9, 139.5, 137.1, 136.7, 136.1, 135.7, 129.3, 128.4, 128.4, 128.3, 128.2, 127.9, 127.8, 127.2, 126.8, 124.4, 120.2, 62.9, 56.6, 47.0, 43.6, 34.5, 30.4, 21.8. HRMS (ESI): m/z [$M + \text{H}$] $^+$ calcd for $\text{C}_{38}\text{H}_{44}\text{N}_3\text{O}_3\text{S}^+$: 622.3103; found 622.3107.

Procedure for the synthesis of 9: The reaction was carried out with 1a (0.1 mmol), AlCl_3 (6.0 eq.) in anhydrous Toluene (2 ml) at room temperature. Upon the end of the reaction, the reaction mixture was quenched with aqueous NaHCO_3 , and extraction was carried out with CH_2Cl_2 . The organic layer was dried over Na_2SO_4 and concentrated. Then, the residue was directly purified by flash column chromatography. This condition led to a mess reaction and could not offer target product 9.

Procedure for the synthesis of 10: condition A: the reaction was carried out with 1a (0.1 mmol), HCl (1N) in anhydrous MeOH (2 ml) at room temperature for several hours; condition B: the reaction was carried out with 1a (0.1 mmol), KOH (1N) in anhydrous EtOH (2 ml) at room temperature for several hours; condition C: the reaction was carried out with 1a (0.1 mmol), Mg (1 eq.) and NH_4Cl (1.2 eq.) in anhydrous MeOH (2 ml) at room temperature for several hours. The condition A and C led to no reaction, and condition B led to a mess reaction.

DATA AVAILABILITY STATEMENT

The datasets presented in this study can be found in online repositories. The names of the repository/repositories and accession number(s) can be found in the article/Supplementary Material.

AUTHOR CONTRIBUTIONS

TD and YQ contributed to the conception and design of the study. The synthetic work and data collection were carried out by TD, ML, and FG. The first draft of the article was done by TD and YQ. YQ and PW contributed to the article revision. All authors read and approved the submitted version.

FUNDING AND ACKNOWLEDGEMENTS

We thank for financial support provided by the National Natural Science Foundation of China, Grant/Award Number: 82104412; Shaanxi Natural Science Basic Research Program, Grant/Award Number: 2020JQ-865; Scientific Research Projects of Shaanxi Provincial Department of Education, Grant/Award Number: 20JK0597; Subject Innovation Team of Shaanxi University of Chinese Medicine, Grant/Award Number: 2019-QN02.

SUPPLEMENTARY MATERIAL

The Supplementary Material for this article can be found online at: <https://www.frontiersin.org/articles/10.3389/fchem.2021.764866/full#supplementary-material>.

REFERENCES

- Afzal, O., Kumar, S., Haider, M. R., Ali, M. R., Kumar, R., Jaggi, M., et al. (2015). A Review on Anticancer Potential of Bioactive Heterocycle Quinoline. *Eur. J. Med. Chem.* 97, 871–910. doi:10.1016/j.ejmech.2014.07.044
- Babanezhad Harikandei, K., Salehi, P., Ebrahimi, S. N., Bararjanian, M., Kaiser, M., Khavasi, H. R., et al. (2019). N-substituted Noscipine Derivatives as New Antiprotozoal Agents: Synthesis, Antiparasitic Activity and Molecular Docking Study. *Bioorg. Chem.* 91, 103116. doi:10.1016/j.bioorg.2019.103116
- Caruana, L., Kniep, F., Johansen, T. K., Poulsen, P. H., and Jørgensen, K. A. (2014). A New Organocatalytic Concept for Asymmetric α -Alkylation of Aldehydes. *J. Am. Chem. Soc.* 136, 15929–15932. doi:10.1021/ja510475n
- Chauhan, P., Kaya, U., and Enders, D. (2017). Advances in Organocatalytic 1,6-Addition Reactions: Enantioselective Construction of Remote Stereogenic Centers. *Adv. Synth. Catal.* 359, 888–912. doi:10.1002/adsc.201601342
- Chen, C., Janoszka, N., Wong, C. K., Gramse, C., Weberskirch, R., and Gröschel, A. H. (2021). Scalable and Recyclable All-Organic Colloidal Cascade Catalysts. *Angew. Chem. Int. Ed.* 60, 237–241. doi:10.1002/anie.202008104
- Chen, K., Hao, W.-J., Tu, S.-J., and Jiang, B. (2019). Metal-free Synthesis of Triarylalated (Z)-nitrones via H₂O-Mediated 1,3-dipolar Transfer under Aerobic Conditions. *Green. Chem.* 21, 675–683. doi:10.1039/C8GC03593H
- Chen, X.-M., Xie, K.-X., Yue, D.-F., Zhang, X.-M., Xu, X.-Y., and Yuan, W.-C. (2018). Catalyst-free Synthesis of 2,3-dihydrobenzofurans through [4+1] Cycloaddition of Ortho -hydroxyphenylsubstituted Para-Quinone Methides and Sulfur Ylides. *Tetrahedron* 74, 600–605. doi:10.1016/j.tet.2017.12.038
- Chen, Y.-F., Lin, Y.-C., Huang, P.-K., Chan, H.-C., Kuo, S.-C., Lee, K.-H., et al. (2013). Design and Synthesis of 6,7-Methylenedioxy-4-Substituted Phenylquinolin-2(1h)-One Derivatives as Novel Anticancer Agents that Induce Apoptosis with Cell Cycle Arrest at G2/M Phase. *Bioorg. Med. Chem.* 21, 5064–5075. doi:10.1016/j.bmc.2013.06.046
- Chu, W.-D., Zhang, L.-F., Bao, X., Zhao, X.-H., Zeng, C., Du, J.-Y., et al. (2013). Asymmetric Catalytic 1,6-Conjugate Addition/Aromatization of Para-Quinone Methides: Enantioselective Introduction of Functionalized Diarylmethine Stereogenic Centers. *Angew. Chem. Int. Ed.* 52, 9229–9233. doi:10.1002/anie.201303928
- Deng, Y.-H., Zhang, X.-Z., Yu, K.-Y., Yan, X., Du, J.-Y., Huang, H., et al. (2016). Bifunctional Tertiary Amine-Squaramide Catalyzed Asymmetric Catalytic 1,6-conjugate Addition/aromatization of Para-Quinone Methides with Oxindoles. *Chem. Commun.* 52, 4183–4186. doi:10.1039/C5CC10502A
- Donckele, E. J., Finke, A. D., Ruhlmann, L., Boudon, C., Trapp, N., and Diederich, F. (2015). The [2 + 2] Cycloaddition-Retroelectrocyclization and [4 + 2] Hetero-Diels-Alder Reactions of 2-(Dicyanomethylene)indan-1,3-Dione with Electron-Rich Alkynes: Influence of Lewis Acids on Reactivity. *Org. Lett.* 17, 3506–3509. doi:10.1021/acs.orglett.5b01598
- Dong, N., Zhang, Z.-P., Xue, X.-S., Li, X., and Cheng, J.-P. (2016). Phosphoric Acid Catalyzed Asymmetric 1,6-Conjugate Addition of Thioacetic Acid to para -Quinone Methides. *Angew. Chem. Int. Ed.* 55, 1460–1464. doi:10.1002/anie.201509110
- Fioravanti, S., Pellacani, L., and Vergari, M. C. (2012). Domino Reactions for the Synthesis of Various α -substituted nitro Alkenes. *Org. Biomol. Chem.* 10, 524–528. doi:10.1039/C1OB06260C
- Ghosh, K. G., Das, D., Chandu, P., and Sureshkumar, D. (2021). Visible-Light Driven Organo-photocatalyzed Multicomponent Reaction for C(Sp³)-H Alkylation of Phosphoramides with *In Situ* Generated Michael Acceptors. *Eur. J. Org. Chem.* 2021, 4293–4298. doi:10.1002/ejoc.202100561
- He, F.-S., Jin, J.-H., Yang, Z.-T., Yu, X., Fossey, J. S., and Deng, W.-P. (2016). Direct Asymmetric Synthesis of β -Bis-Aryl- α -Amino Acid Esters via Enantioselective Copper-Catalyzed Addition of P-Quinone Methides. *ACS Catal.* 6, 652–656. doi:10.1021/acscatal.5b02619
- Huang, B. X., Newcomer, K., Kevala, K., Barnaeva, E., Zheng, W., Hu, X., et al. (2017). Identification of 4-Phenylquinolin-2(1h)-One as a Specific Allosteric Inhibitor of Akt. *Sci. Rep.* 7, 11673. doi:10.1038/s41598-017-11870-1
- Huang, H.-M., Wu, X.-Y., Leng, B.-R., Zhu, Y.-L., Meng, X.-C., Hong, Y., et al. (2020). Cu(ii)-Catalyzed Formal [4 + 2] Cycloaddition between Quinone Methides (QMs) and Electron-Poor 3-vinylindoles. *Org. Chem. Front.* 7, 414–419. doi:10.1039/C9QO01343A
- Jiang, F., Yuan, F.-R., Jin, L.-W., Mei, G.-J., and Shi, F. (2018a). Metal-Catalyzed (4 + 3) Cyclization of Vinyl Aziridines with Para-Quinone Methide Derivatives. *ACS Catal.* 8, 10234–10240. doi:10.1021/acscatal.8b03410
- Jiang, X. L., Wu, S. F., Wang, J. R., Mei, G. J., and Shi, F. (2018b). Catalytic Asymmetric [4+2] Cyclization of para -Quinone Methide Derivatives with 3-Alkyl-2-vinylindoles. *Adv. Synth. Catal.* 360, 4225–4235. doi:10.1002/adsc.201800829
- Kraus, J. M., Verlinde, C. L. M. J., Karimi, M., Lepesheva, G. I., Gelb, M. H., and Buckner, F. S. (2009). Rational Modification of a Candidate Cancer Drug for Use against Chagas Disease. *J. Med. Chem.* 52, 1639–1647. doi:10.1021/jm801313t
- Li, W., Yuan, H., Liu, Z., Zhang, Z., Cheng, Y., and Li, P. (2018). NHC-catalyzed Enantioselective [4+3] Cycloaddition of Ortho -Hydroxyphenyl Substituted Para -Quinone Methides with Isatin-Derived Enals. *Adv. Synth. Catal.* 360, 2460–2464. doi:10.1002/adsc.201800337
- Li, X., Xu, X., Wei, W., Lin, A., and Yao, H. (2016). Organocatalyzed Asymmetric 1,6-Conjugate Addition of Para-Quinone Methides with Dicyanoolefins. *Org. Lett.* 18, 428–431. doi:10.1021/acs.orglett.5b03471
- Lima, C. G. S., Pauli, F. P., Costa, D. C. S., de Souza, A. S., Forezi, L. S. M., Ferreira, V. F., et al. (2020). para -Quinone Methides as Acceptors in 1,6-Nucleophilic Conjugate Addition Reactions for the Synthesis of Structurally Diverse Molecules. *Eur. J. Org. Chem.* 2020, 2650–2692. doi:10.1002/ejoc.201901796
- Liu, L., Yuan, Z., Pan, R., Zeng, Y., Lin, A., Yao, H., et al. (2018a). 1,6-Conjugated Addition-Mediated [4 + 1] Annulation: an Approach to 2,3-dihydrobenzofurans. *Org. Chem. Front.* 5, 623–628. doi:10.1039/C7QO00846E
- Liu, Q., Li, S., Chen, X.-Y., Rissanen, K., and Enders, D. (2018b). Asymmetric Synthesis of Spiro-oxindole- ϵ -lactones through N-Heterocyclic Carbene Catalysis. *Org. Lett.* 20, 3622–3626. doi:10.1021/acs.orglett.8b01400
- Lou, Y., Cao, P., Jia, T., Zhang, Y., Wang, M., and Liao, J. (2015). Copper-Catalyzed Enantioselective 1,6-Boration of Para-Quinone Methides and Efficient Transformation of gem-Diarylmethine Boronates to Triarylmethanes. *Angew. Chem. Int. Ed.* 54, 12134–12138. doi:10.1002/anie.201505926
- Lu, H., Zhang, H.-X., Tan, C.-Y., Liu, J.-Y., Wei, H., and Xu, P.-F. (2019). One-Pot Asymmetric Synthesis of Spiropyrazolone-Linked Cyclopropanes and Benzofurans through a General Michael Addition/Chlorination/Nucleophilic Substitution Sequence. *J. Org. Chem.* 84, 10292–10305. doi:10.1021/acs.joc.9b01454
- Ma, C., Huang, Y., and Zhao, Y. (2016). Stereoselective 1,6-Conjugate Addition/Annulation of Para-Quinone Methides with Vinyl Epoxides/Cyclopropanes. *ACS Catal.* 6, 6408–6412. doi:10.1021/acscatal.6b01845
- Mei, G.-J., Xu, S.-L., Zheng, W.-Q., Bian, C.-Y., and Shi, F. (2018). [4 + 2] Cyclization of Para-Quinone Methide Derivatives with Alkynes. *J. Org. Chem.* 83, 1414–1421. doi:10.1021/acs.joc.7b02942
- Murlykina, M. V., Morozova, A. D., Zviagin, I. M., Sakhno, Y. I., Desenko, S. M., and Chebanov, V. A. (2018). Aminoazole-Based Diversity-Oriented Synthesis of Heterocycles. *Front. Chem.* 6. doi:10.3389/fchem.2018.00527
- Noolvi, M. N., Patel, H. M., Bhardwaj, V., and Chauhan, A. (2011). Synthesis and *In Vitro* Antitumor Activity of Substituted Quinazoline and Quinoxaline Derivatives: Search for Anticancer Agent. *Eur. J. Med. Chem.* 46, 2327–2346. doi:10.1016/j.ejmech.2011.03.015
- Parra, A., and Tortosa, M. (2015). para-Quinone Methide: a New Player in Asymmetric Catalysis. *ChemCatChem* 7, 1524–1526. doi:10.1002/cctc.201500176
- Ramesh, E., Manian, R. D. R. S., Raghunathan, R., Sainath, S., and Raghunathan, M. (2009). Synthesis and Antibacterial Property of Quinolines with Potent DNA Gyrase Activity. *Bioorg. Med. Chem.* 17, 660–666. doi:10.1016/j.bmc.2008.11.058
- Roiser, L., and Waser, M. (2017). Enantioselective Spirocyclopropanation of Para-Quinone Methides Using Ammonium Ylides. *Org. Lett.* 19, 2338–2341. doi:10.1021/acs.orglett.7b00869
- Roy, S., Pradhan, S., Kumar, K., and Chatterjee, I. (2020). Asymmetric Organocatalytic Double 1,6-addition: Rapid Access to Chiral Chromans with Molecular Complexity. *Org. Chem. Front.* 7, 1388–1394. doi:10.1039/D0QO00354A
- R. Solomon, V., and Lee, H. (2011). Quinoline as a Privileged Scaffold in Cancer Drug Discovery. *Cmc* 18, 1488–1508. doi:10.2174/092986711795328382

- Si, W., Xu, F., Liu, Z., Song, R., and Lv, J. (2020). High Diastereoselective [4 + 2] Annulation of β,γ -unsaturated α -keto Esters and P-Quinone Methides: Approach to Polysubstituted 4-aryl Chromans and Tetrahydroquinolines. *Tetrahedron Lett.* 61, 152171. doi:10.1016/j.tetlet.2020.152171
- Staśkiewicz, A., Ledwoń, P., Rovero, P., Papini, A. M., and Latajka, R. (2021). Triazole-Modified Peptidomimetics: An Opportunity for Drug Discovery and Development. *Front. Chem.* 9. doi:10.3389/fchem.2021.674705
- Tan, J.-P., Yu, P., Wu, J.-H., Chen, Y., Pan, J., Jiang, C., et al. (2019). Bifunctional Phosphonium Salt Directed Enantioselective Formal [4 + 1] Annulation of Hydroxyl-Substituted Para-Quinone Methides with α -Halogenated Ketones. *Org. Lett.* 21, 7298–7302. doi:10.1021/acs.orglett.9b02560
- Tan, J. P., Zhang, H., Jiang, Z., Chen, Y., Ren, X., Jiang, C., et al. (2020). Enantioselective Construction of Spiro[chroman-thiazolones]: Bifunctional Phosphonium Salt-Catalyzed [2+4] Annulation between 5-Alkenyl Thiazolones and Ortho-Hydroxyphenyl-Substituted Para-Quinone Methides. *Adv. Synth. Catal.* 362, 1058–1063. doi:10.1002/adsc.201901413
- Toteva, M. M., and Richard, J. P. (2011). “The Generation and Reactions of Quinone Methides,” in *Advances in Physical Organic Chemistry*. Editor J. P. Richard (Academic Press), 39–91. doi:10.1016/b978-0-12-386047-7.00002-3
- Uchida, R., Imasato, R., Tomoda, H., and Omura, S. (2006). Yaequinolones, New Insecticidal Antibiotics Produced by Penicillium Sp. FKI-2140. *J. Antibiot.* 59, 652–658. doi:10.1038/ja.2006.87
- V. Kouznetsov, V., R. Merchan Arenas, D., Arvelo, F., S. Bello Forero, J., Sojo, F., and Munoz, A. (2010). 4-Hydroxy-3-methoxyphenyl Substituted 3-Methyl-Tetrahydroquinoline Derivatives Obtained through Imino Diels-Alder Reactions as Potential Antitumoral Agents. *Ldd* 7, 632–639. doi:10.2174/157018010792929577
- Wang, J.-Y., Hao, W.-J., Tu, S.-J., and Jiang, B. (2020c). Recent Developments in 1,6-addition Reactions of Para-Quinone Methides (P-QMs). *Org. Chem. Front.* 7, 1743–1778. doi:10.1039/d0qo00387e
- Wang, J., Pan, X., Liu, J., Zhao, L., Zhi, Y., Zhao, K., et al. (2018). Diastereoselective Synthesis of Tetrahydroquinolines via [4 + 2] Annulation between *In Situ* Generated P-Quinone Methides and Nitroalkenes. *Org. Lett.* 20, 5995–5998. doi:10.1021/acs.orglett.8b02127
- Wang, J., Pan, X., Rong, Q., Zhao, L., Zhao, L., Dai, W., et al. (2020a). One-pot Synthesis of Indoles and Quinolinones from Ortho-Tosylaminophenyl-Substituted Para-Quinone Methides. *RSC Adv.* 10, 33455–33460. doi:10.1039/D0RA05497F
- Wang, J., Pan, X., Zhao, L., Zhao, L., Liu, J., Zhi, Y., et al. (2019). Diastereoselective Construction of 3-Aryl-Substituted Indolines via Annulation of *In Situ* Generated P-Quinone Methides. *Org. Biomol. Chem.* 17, 10158–10162. doi:10.1039/C9OB02351H
- Wang, J., Zhao, L., Zhao, L., Pan, X., Lv, C., Zhi, Y., et al. (2020b). Diastereoselective Synthesis of Tetrahydroquinolines Bearing Oxindole Scaffolds via Annulation of *In Situ* Generated P-Quinone Methides. *Adv. Synth. Catal.* 362, 2755–2759. doi:10.1002/adsc.202000436
- Wang, Z., Wong, Y. F., and Sun, J. (2015). Catalytic Asymmetric 1,6-Conjugate Addition of para-Quinone Methides: Formation of All-Carbon Quaternary Stereocenters. *Angew. Chem. Int. Ed.* 54, 13711–13714. doi:10.1002/anie.201506701
- Xiong, Y.-J., Shi, S.-Q., Hao, W.-J., Tu, S.-J., and Jiang, B. (2018). A New Dehydrogenative [4 + 1] Annulation between Para-Quinone Methides (P-QMs) and Iodonium Ylides for the Synthesis of 2,3-dihydrobenzofurans. *Org. Chem. Front.* 5, 3483–3487. doi:10.1039/C8QO00950C
- Yang, G.-H., Zhao, Q., Zhang, Z.-P., Zheng, H.-L., Chen, L., and Li, X. (2019). Asymmetric Cycloaddition of Ortho-Hydroxyphenyl-Substituted Para-Quinone Methides and Enamides Catalyzed by Chiral Phosphoric Acid. *J. Org. Chem.* 84, 7883–7893. doi:10.1021/acs.joc.9b00749
- You, Y., Li, T.-T., Yuan, S.-P., Xie, K.-X., Wang, Z.-H., Zhao, J.-Q., et al. (2020). Catalytic Asymmetric [4+2] Cycloaddition of 1-((2-Aryl)vinyl)naphthalen-2-Ols with *In Situ* Generated Ortho-Quinone Methides for the Synthesis of Polysubstituted Chromanes. *Chem. Commun.* 56, 439–442. doi:10.1039/C9CC08316B
- Zhang, J. R., Jin, H. S., Wang, R. B., and Zhao, L. M. (2019). Synthesis of 2,4-Diaryl-1,3-benzoxazines via FeCl₃-Catalyzed Annulation of ortho-Hydroxyphenyl-Substituted para-Quinone Methides with Imidates. *Adv. Synth. Catal.* 361, 4811–4816. doi:10.1002/adsc.201900842
- Zhang, X.-Z., Deng, Y.-H., Gan, K.-J., Yan, X., Yu, K.-Y., Wang, F.-X., et al. (2017). Tandem Spirocyclopropanation/Rearrangement Reaction of Vinyl P-Quinone Methides with Sulfonium Salts: Synthesis of Spirocyclopentenyl P-Dienones. *Org. Lett.* 19, 1752–1755. doi:10.1021/acs.orglett.7b00516
- Zhang, X.-Z., Du, J.-Y., Deng, Y.-H., Chu, W.-D., Yan, X., Yu, K.-Y., et al. (2016). Spirocyclopropanation Reaction of Para-Quinone Methides with Sulfonium Salts: The Synthesis of Spirocyclopropanyl Para-Dienones. *J. Org. Chem.* 81, 2598–2606. doi:10.1021/acs.joc.5b02725
- Zhang, Z.-P., Chen, L., Li, X., and Cheng, J.-P. (2018). Organocatalytic Asymmetric Sequential 1,6-Addition/Acetalization of 1-Oxotetralin-2-Carbaldehyde to Ortho-Hydroxyphenyl-Substituted Para-Quinone Methides for Synthesis of Spiro-3,4-dihydrocoumarins. *J. Org. Chem.* 83, 2714–2724. doi:10.1021/acs.joc.7b03177
- Zhao, K., Zhi, Y., Shu, T., Valkonen, A., Rissanen, K., and Enders, D. (2016). Organocatalytic Domino Oxa-Michael/1,6-Addition Reactions: Asymmetric Synthesis of Chromans Bearing Oxindole Scaffolds. *Angew. Chem. Int. Ed.* 55, 12104–12108. doi:10.1002/anie.201606947
- Zhi, Y., Zhao, K., von Essen, C., Rissanen, K., and Enders, D. (2018). Synthesis of Trans-disubstituted-2,3-dihydrobenzofurans by a Formal [4 + 1] Annulation between Para-Quinone Methides and Sulfonium Salts. *Org. Chem. Front.* 5, 1348–1351. doi:10.1039/C8QO00008E
- Zhou, J., Liang, G., Hu, X., Zhou, L., and Zhou, H. (2018). Facile Synthesis of 3-aryl 2,3-dihydrobenzofurans via Novel Domino 1,6-addition/O-Alkylation Reactions of Para-Quinone Methides. *Tetrahedron* 74, 1492–1496. doi:10.1016/j.tet.2018.02.008
- Zhu, L., Yan, P., Zhang, L., Chen, Z., Zeng, X., and Zhong, G. (2017). TiCl₄/DMAP Mediated Z-Selective Knoevenagel Condensation of Isatins with Nitroacetates and Related Compounds. *RSC Adv.* 7, 51352–51358. doi:10.1039/C7RA09951G

Conflict of Interest: The authors declare that the research was conducted in the absence of any commercial or financial relationships that could be construed as a potential conflict of interest.

Publisher's Note: All claims expressed in this article are solely those of the authors and do not necessarily represent those of their affiliated organizations, or those of the publisher, the editors and the reviewers. Any product that may be evaluated in this article, or claim that may be made by its manufacturer, is not guaranteed or endorsed by the publisher.

Copyright © 2021 Dong, Wei, Li, Gao and Qin. This is an open-access article distributed under the terms of the Creative Commons Attribution License (CC BY). The use, distribution or reproduction in other forums is permitted, provided the original author(s) and the copyright owner(s) are credited and that the original publication in this journal is cited, in accordance with accepted academic practice. No use, distribution or reproduction is permitted which does not comply with these terms.